



US00D884335S

(12) **United States Design Patent**
Zhu et al.

(10) **Patent No.:** **US D884,335 S**

(45) **Date of Patent:** **** May 19, 2020**

(54) **PARASOL FRAME**

(71) Applicant: **Linhai Meiyang Parasol Industry Co., Ltd, Zhejiang (CN)**

(72) Inventors: **Yi Zhu, Zhejiang (CN); Yingying Wang, Zhejiang (CN)**

(73) Assignee: **Linhai Meiyang Parasol Industry Co., Ltd, Zhejiang (CN)**

(**) Term: **15 Years**

(21) Appl. No.: **29/661,702**

(22) Filed: **Aug. 30, 2018**

(51) **LOC (12) Cl.** **03-03**

(52) **U.S. Cl.**
USPC **D3/10**

(58) **Field of Classification Search**
USPC D3/5, 6, 10; D21/834, 836, 837, 838;
D25/56

CPC ... A45B 11/00; A45B 19/00; A45B 2019/005;
A45B 23/00; A45B 2023/0012; A45B
2023/0075; A45B 2023/0081; A45B
2023/0087; A45B 2023/0093; A45B
25/00; A45B 2025/003; A45B 25/006;
A45B 25/02; A45B 25/18; A45B
2025/186; A45B 2200/10; A45B
2200/1072; A45B 2023/0031; A45B
25/20; A45B 25/22

See application file for complete search history.

(56) **References Cited**

U.S. PATENT DOCUMENTS

4,958,391 A * 9/1990 Egeland A47C 17/84
297/273
5,706,531 A * 1/1998 Aubertine E04H 4/108
4/496
6,234,186 B1 * 5/2001 Tsai A45B 11/00
135/25.33

D470,907 S * 2/2003 Ju D21/834
6,892,503 B1 * 5/2005 Kang E04H 15/34
403/170
7,360,549 B2 * 4/2008 Seo E04H 15/44
135/145
7,395,830 B2 * 7/2008 Seo E04H 15/46
135/120.3
7,428,908 B2 * 9/2008 Seo E04H 15/50
135/120.3
7,896,015 B2 * 3/2011 Milano, Jr. E04H 15/48
135/117
8,220,477 B2 * 7/2012 Park E04H 15/50
135/131
D683,415 S * 5/2013 Yurianto D21/839
D683,416 S * 5/2013 Yurianto D21/839
9,010,230 B2 * 4/2015 Peters F41H 5/24
89/36.02
9,320,353 B1 * 4/2016 Elze A47B 37/04
D759,956 S * 6/2016 McQuaid D3/10
D787,808 S * 5/2017 Chaklos D3/5
9,924,768 B1 * 3/2018 Rosenberger A45B 19/04
9,995,057 B2 * 6/2018 Wu E04H 15/46
D829,291 S * 9/2018 Lah D21/834
10,280,645 B1 * 5/2019 Yang E04H 15/50

* cited by examiner

Primary Examiner — Steven J Czyz

(74) *Attorney, Agent, or Firm* — JCIPRNET

(57) **CLAIM**

The ornamental design for a parasol frame, as shown and described.

DESCRIPTION

FIG. 1 is a perspective view of the parasol frame showing our new design;

FIG. 2 is a front view of the parasol frame of FIG. 1;

FIG. 3 is a rear view of the parasol frame of FIG. 1;

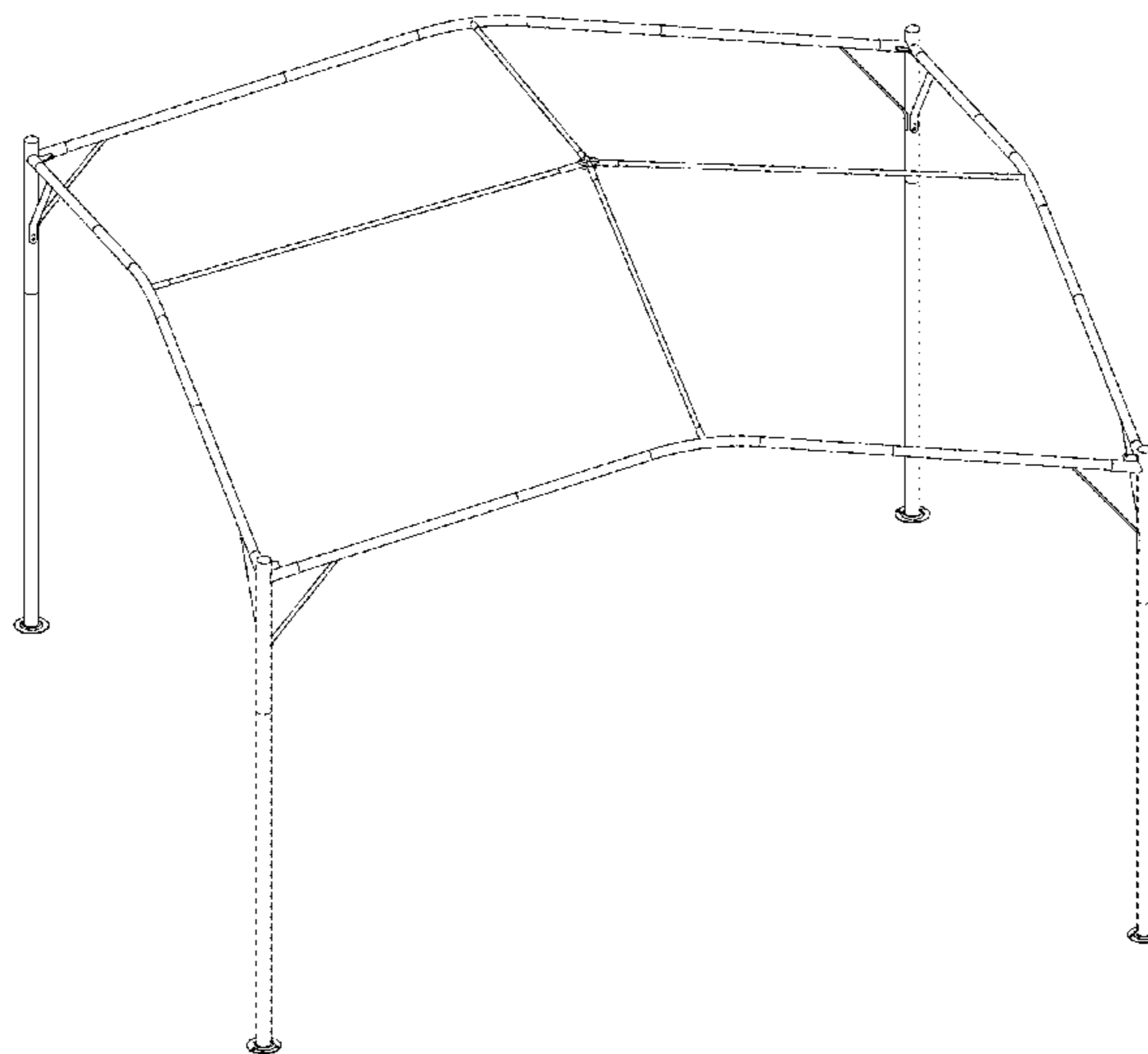
FIG. 4 is a left view of the parasol frame of FIG. 1;

FIG. 5 is a right view of the parasol frame of FIG. 1;

FIG. 6 is a top view of the parasol frame of FIG. 1; and,

FIG. 7 is a bottom view of the parasol frame of FIG. 1.

1 Claim, 7 Drawing Sheets



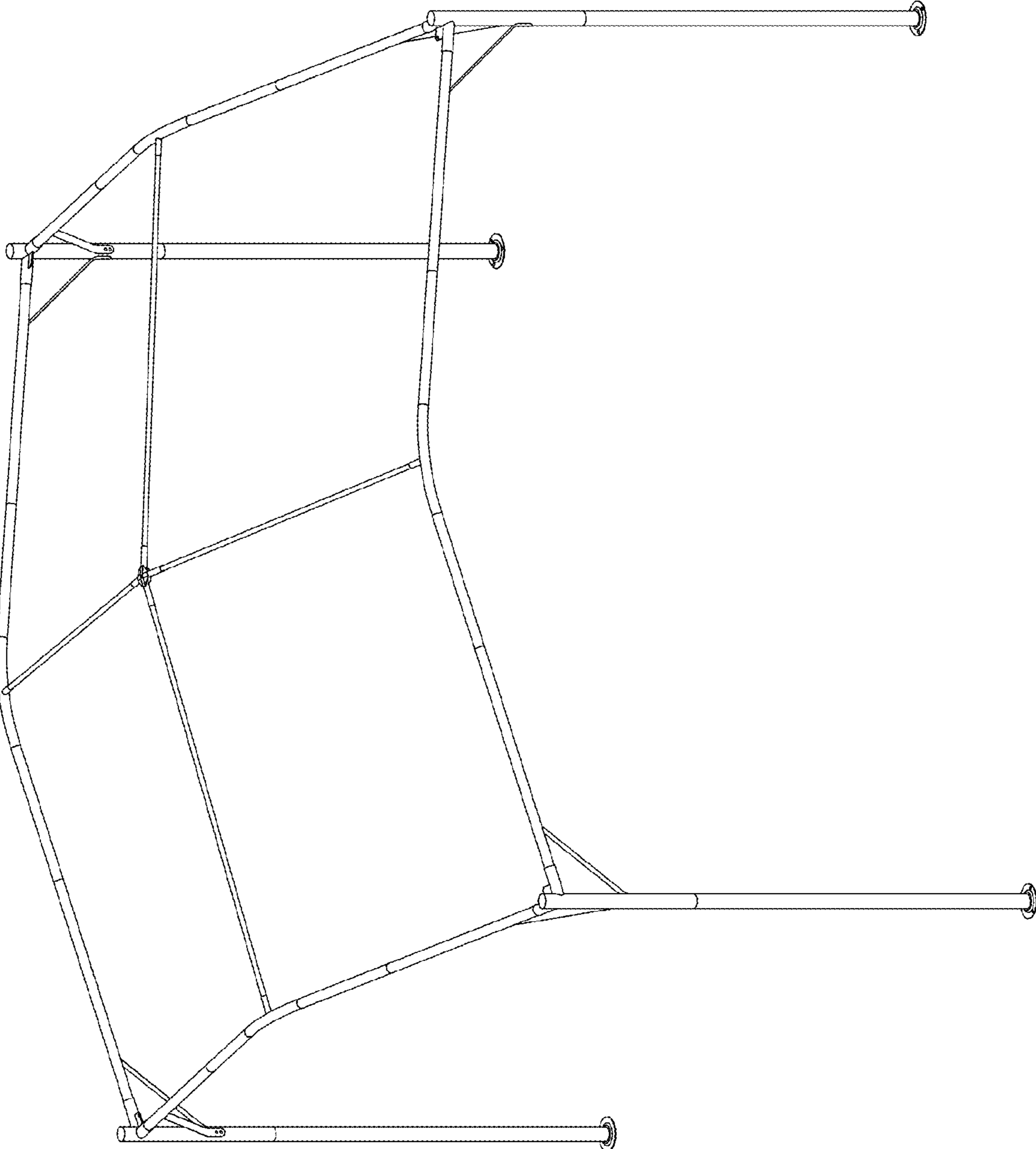


FIG. 1

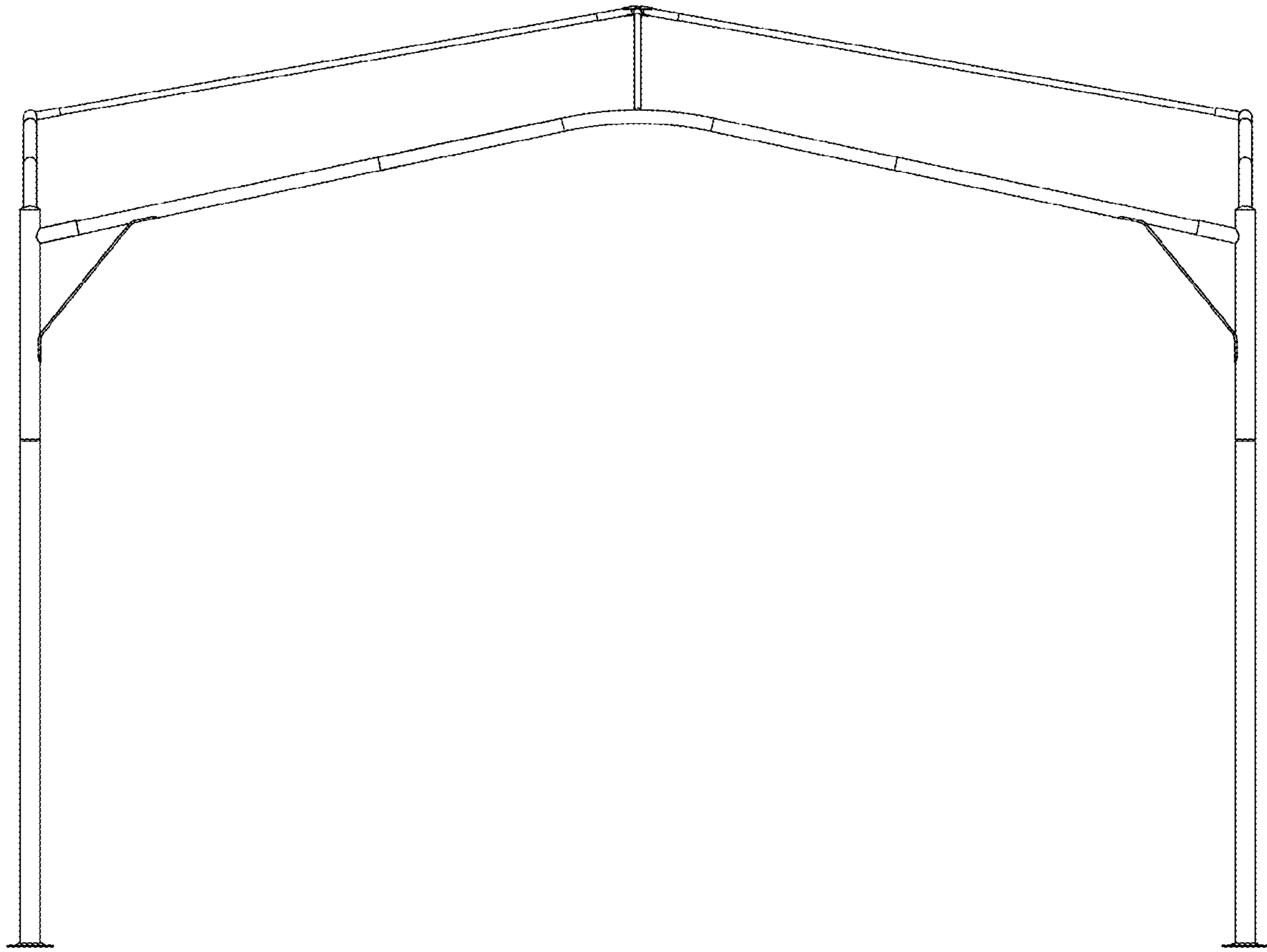


FIG. 2

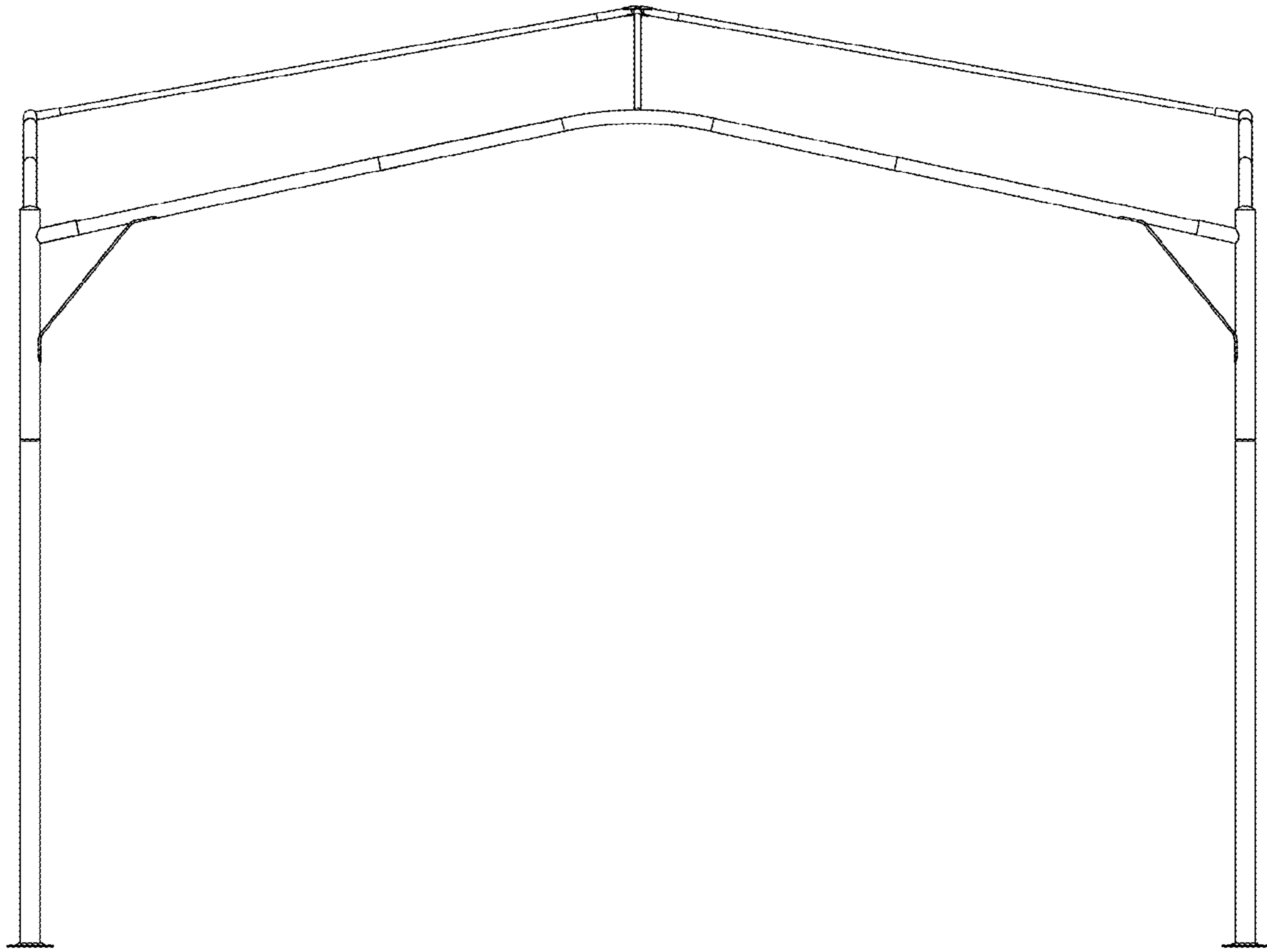


FIG. 3

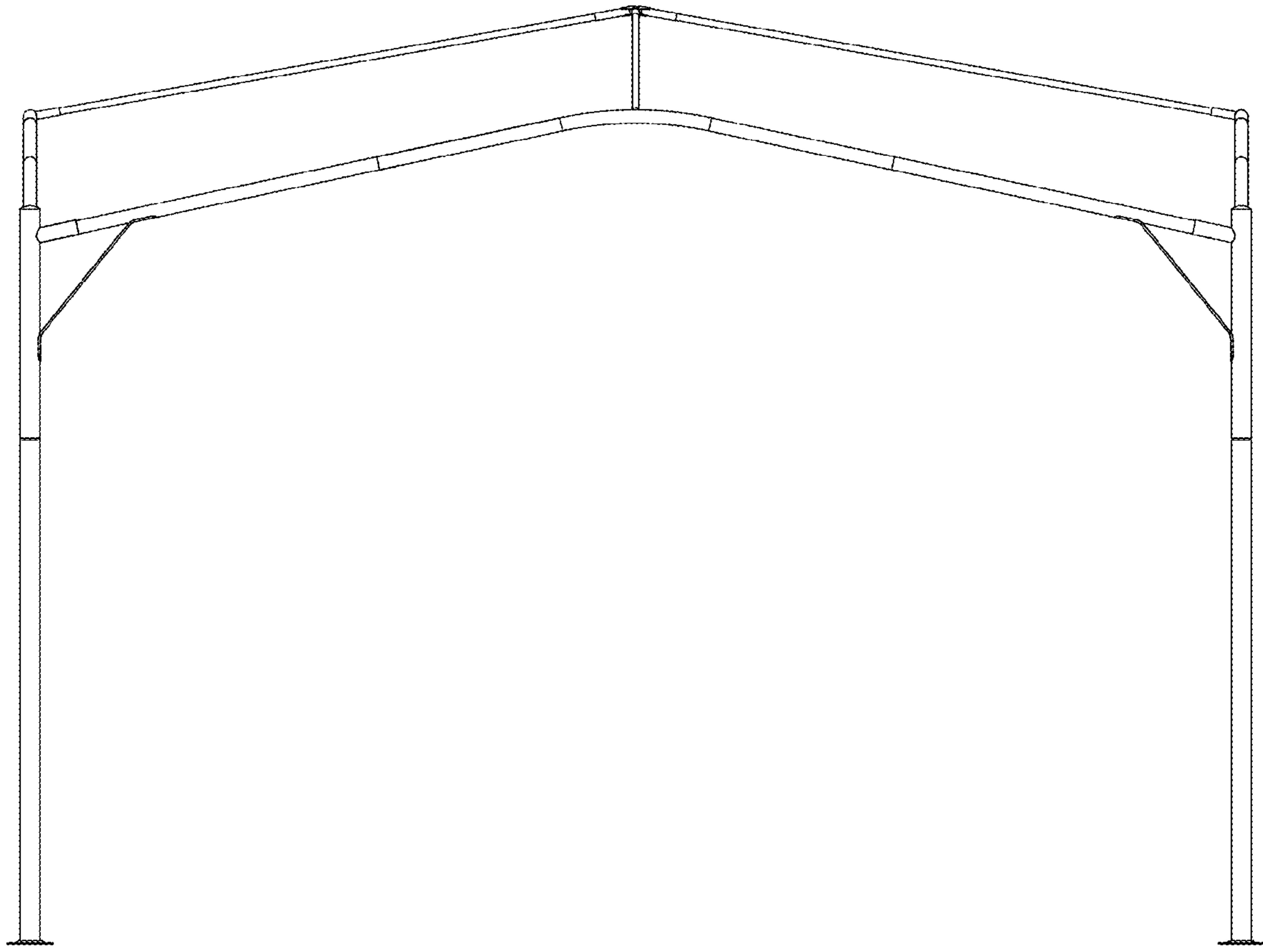


FIG. 4

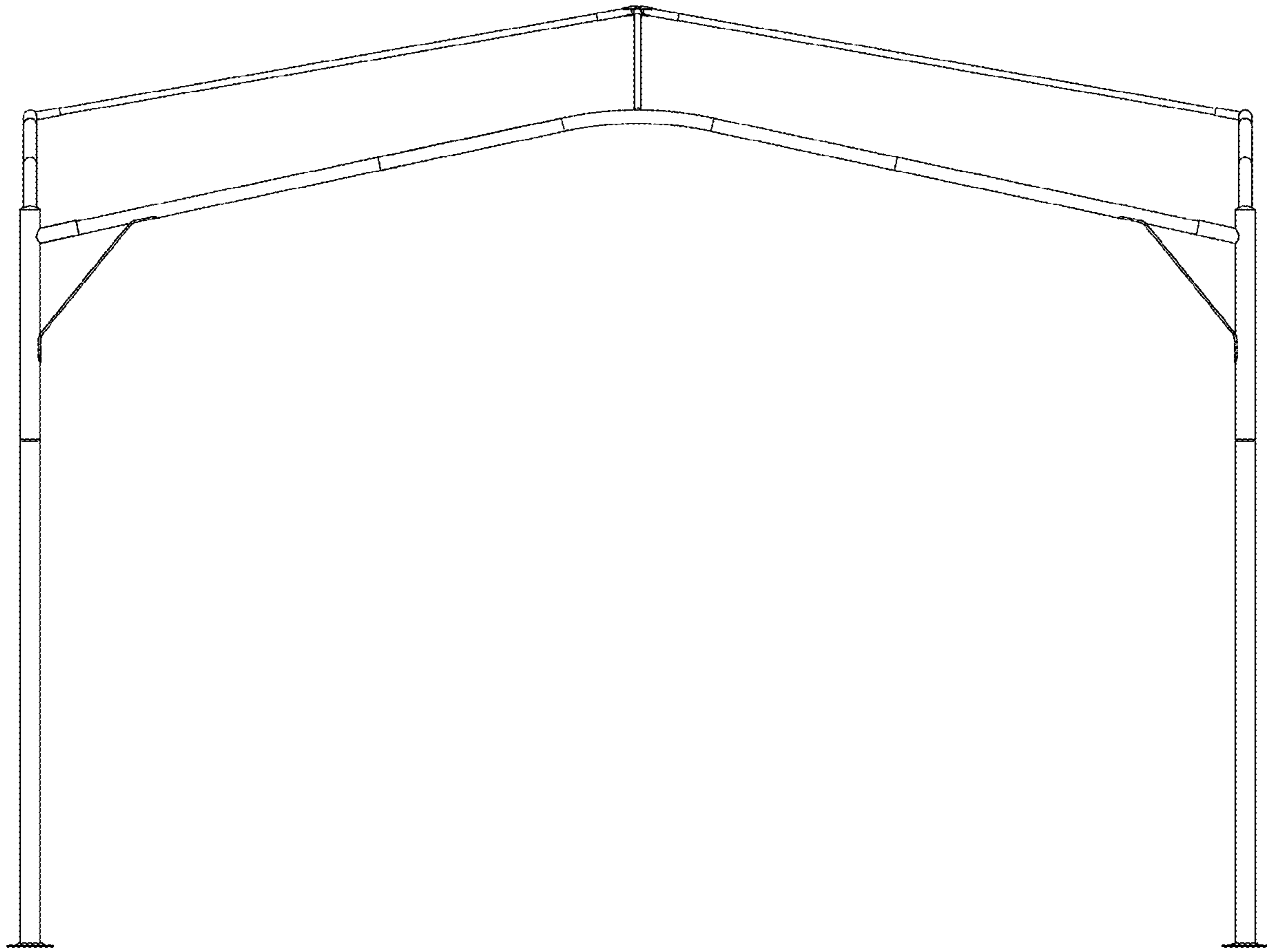


FIG. 5




FIG. 6




FIG. 7