



US00D884333S

(12) **United States Design Patent**
Walsh

(10) **Patent No.:** **US D884,333 S**

(45) **Date of Patent:** **** May 19, 2020**

- (54) **SHOE UPPER**
- (71) Applicant: **New Balance Athletics, Inc.**, Boston, MA (US)
- (72) Inventor: **Joe Walsh**, Warrington (GB)
- (73) Assignee: **New Balance Athletics, Inc.**, Boston, MA (US)
- (**) Term: **15 Years**
- (21) Appl. No.: **29/653,547**
- (22) Filed: **Jun. 15, 2018**

5,257,470 A *	11/1993	Auger	A43B 23/029 36/114
D342,147 S	12/1993	Morris	
D358,021 S	5/1995	Vestuti	
D362,112 S	9/1995	Avar	
D483,938 S *	12/2003	Laberge	D2/973
D546,547 S	7/2007	Harlow	
D634,520 S	3/2011	Choi	
D641,965 S	7/2011	Choi	
D683,945 S *	6/2013	O'Shea	D2/972
D802,289 S *	11/2017	Hardman	D2/972
D806,374 S *	1/2018	Weddle	D2/969
D815,421 S *	4/2018	Sokol	D2/972
D832,566 S *	11/2018	Kuerbis	D2/972
D838,464 S *	1/2019	Walsh	D2/972
D864,552 S *	10/2019	Stocco	D2/972
D869,140 S *	12/2019	Buccioli	A43B 17/035 D2/969

- (30) **Foreign Application Priority Data**
- Dec. 19, 2017 (CN) 2017 3 0651353
- (51) **LOC (12) Cl.** **02-04**
- (52) **U.S. Cl.**
USPC **D2/973**
- (58) **Field of Classification Search**
USPC D2/896, 897, 902, 907, 908, 923,
D2/943-946, 969, 970, 972-974
CPC ... A43B 23/0235; A43B 23/047; A43B 23/02;
A43B 5/00
See application file for complete search history.

* cited by examiner

Primary Examiner — Kevin K Rudzinski
Assistant Examiner — Clare Ann Gannon
 (74) *Attorney, Agent, or Firm* — Goodwin Procter LLP

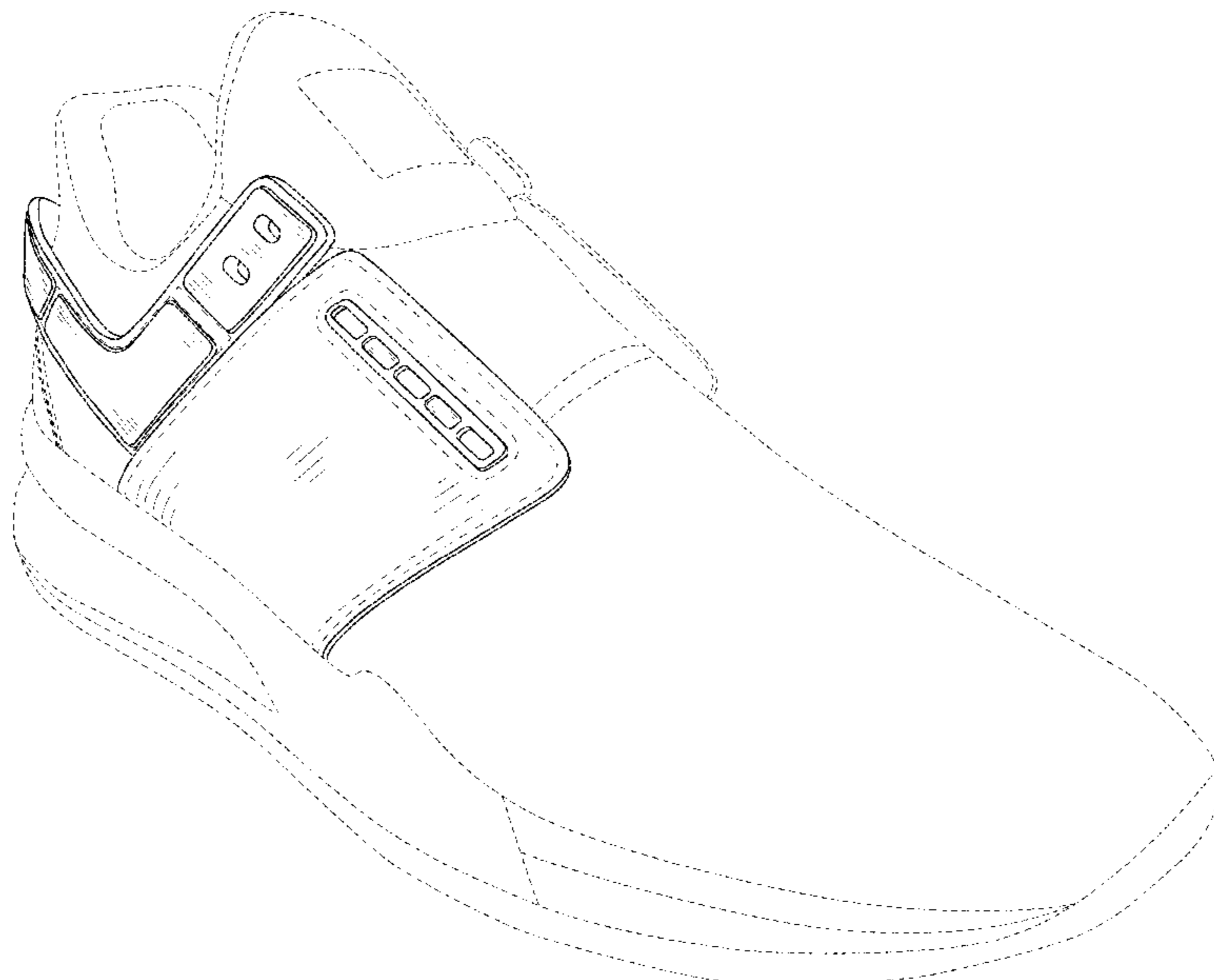
- (56) **References Cited**
- U.S. PATENT DOCUMENTS
- D297,883 S * 10/1988 Mourad A43B 23/029
D2/969
- D298,282 S * 11/1988 Brown D2/973
- D309,823 S * 8/1990 Kilgore D2/970
- D316,323 S 4/1991 Hatfield
- D317,823 S 7/1991 Hatfield
- D322,879 S * 1/1992 Hatfield D2/972
- 5,113,599 A * 5/1992 Cohen A43B 17/035
36/114

(57) **CLAIM**
 The ornamental design for a shoe upper, as shown and described.

DESCRIPTION

FIG. 1 is a top perspective view of the shoe upper from the front of the lateral side;
 FIG. 2 is a lateral side view thereof; and,
 FIG. 3 is a top perspective view thereof from the rear of the lateral side.
 Longer broken lines shown in the drawings of the shoe upper represent stitching and form no part of the claimed design. Shorter broken lines shown in the drawings of the shoe upper illustrate the environment of the claimed design and form no part of the claimed design.

1 Claim, 3 Drawing Sheets



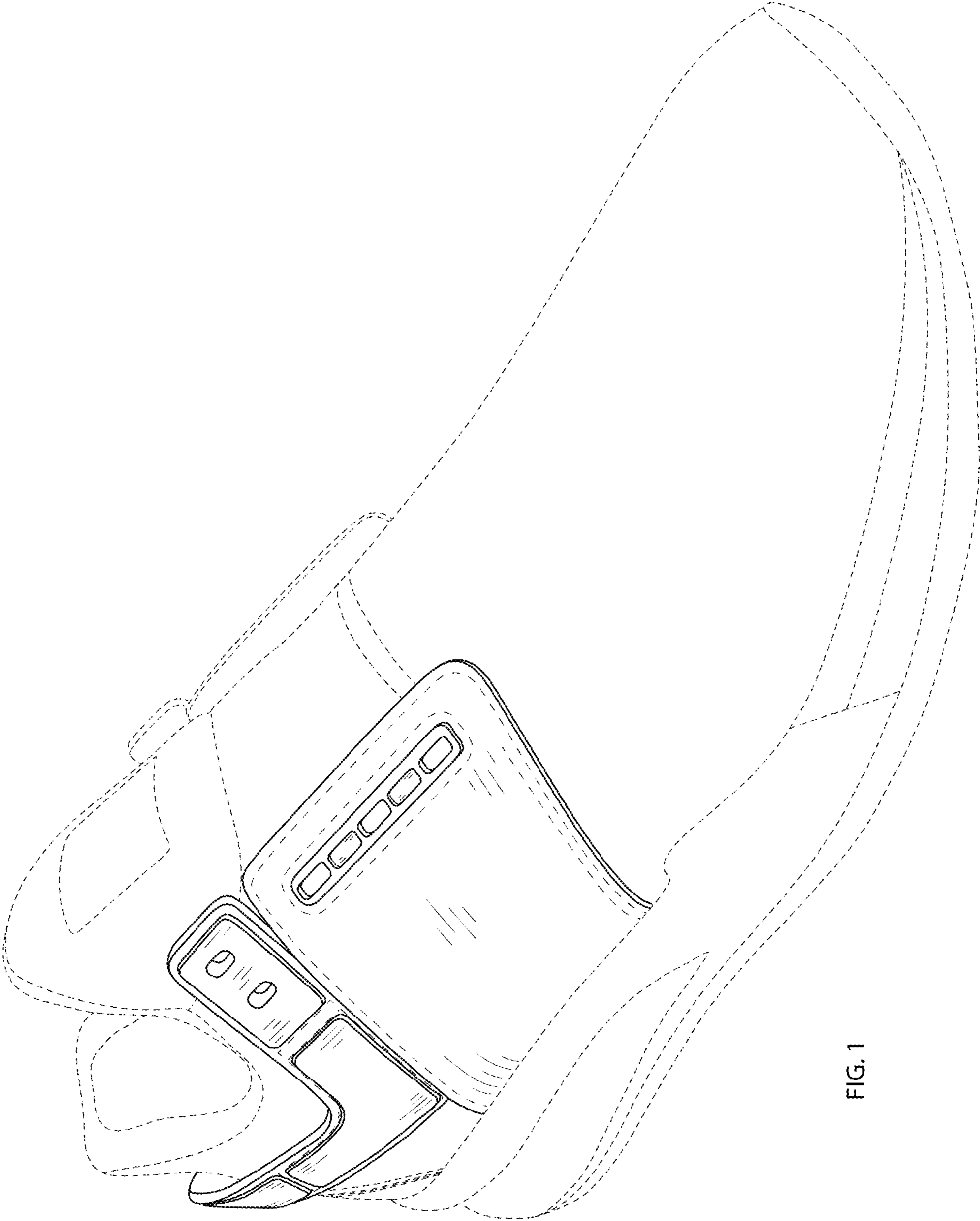


FIG. 1

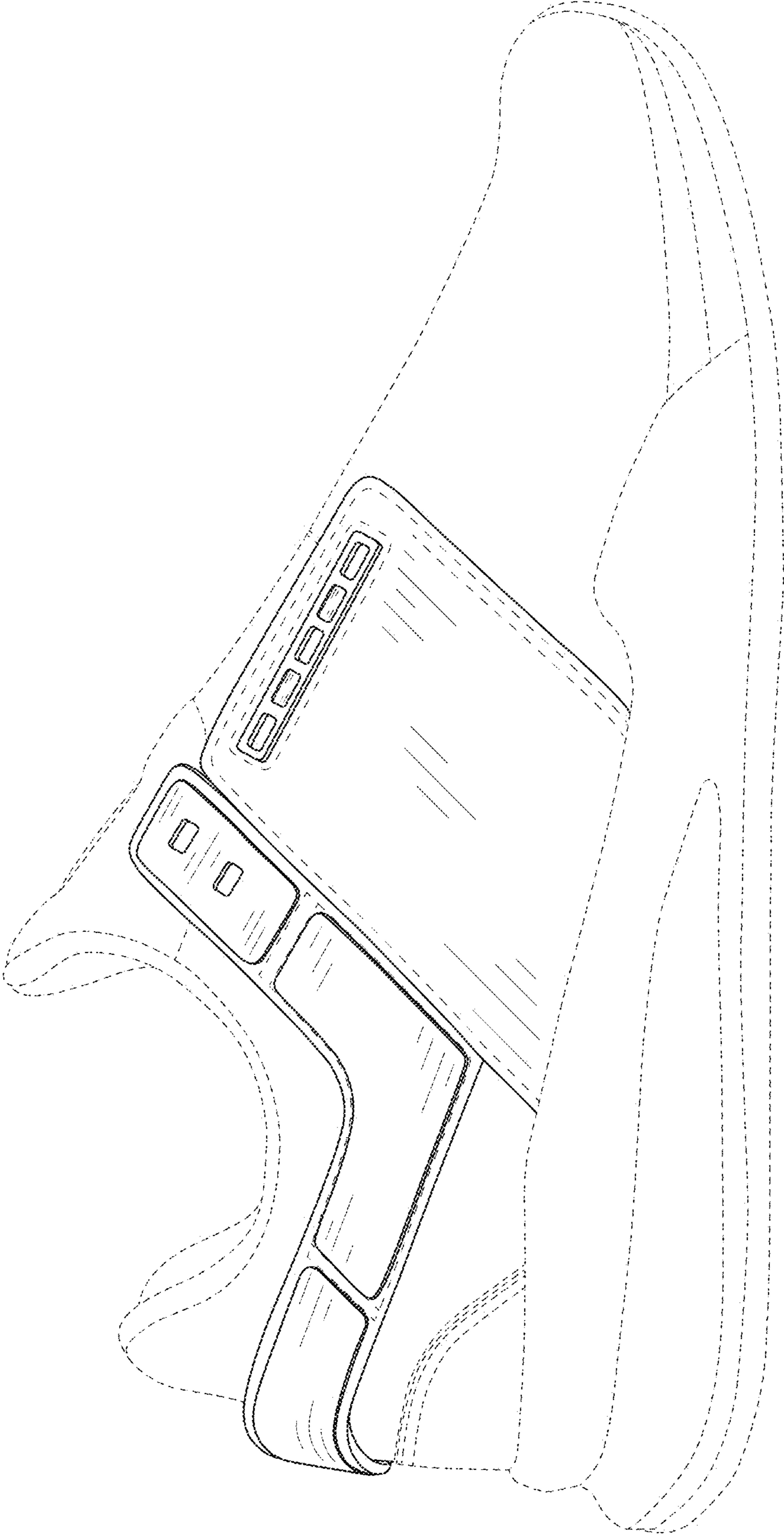


FIG. 2

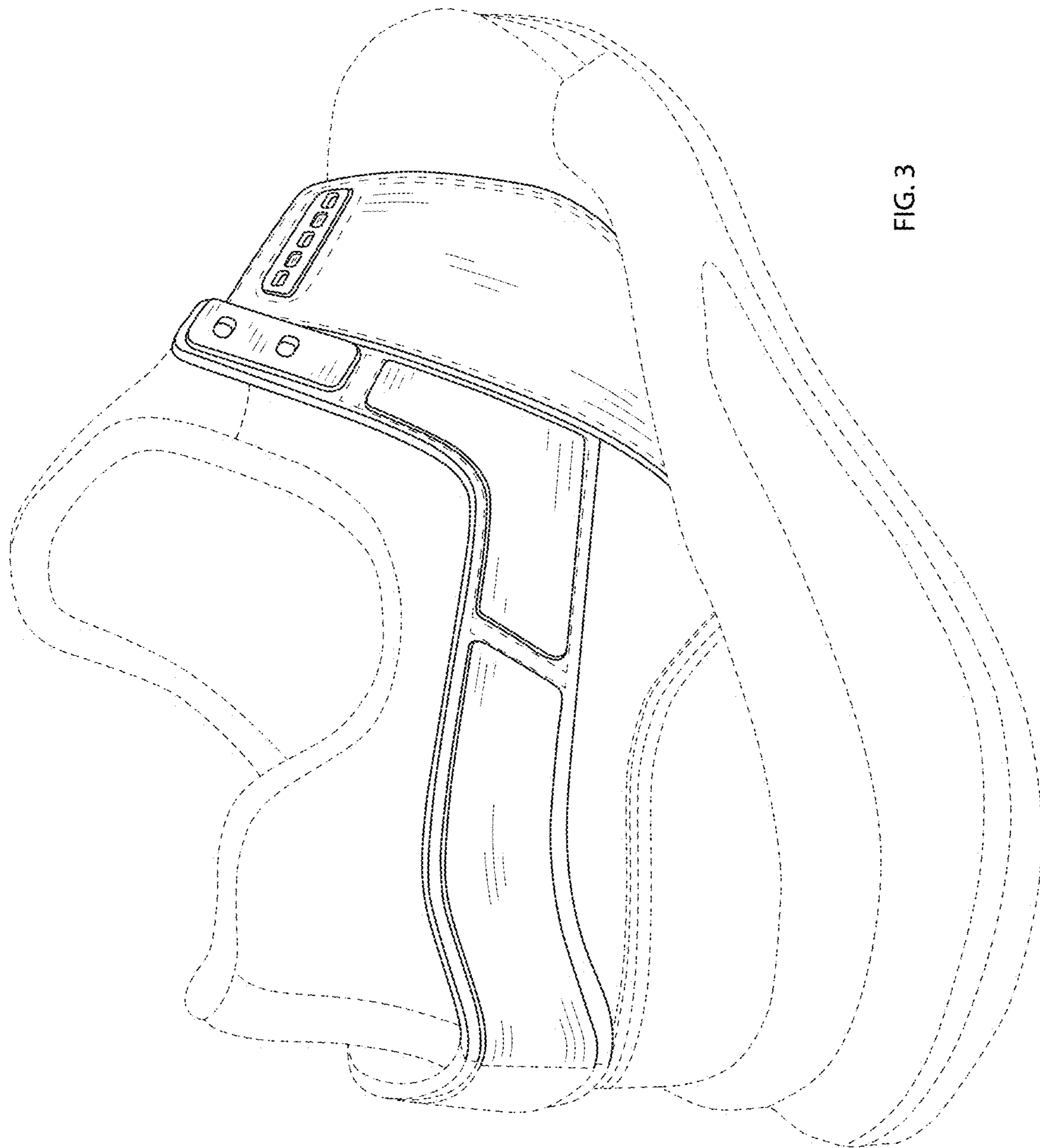


FIG. 3