



US00D884329S

(12) **United States Design Patent** (10) **Patent No.:** **US D884,329 S**
Fromholtz et al. (45) **Date of Patent:** **** May 19, 2020**

(54) **PORTION OF AN INSOLE** 7,159,342 B2 * 1/2007 Grisoni A43B 7/1425
36/180
(71) Applicant: **Scholl's Wellness Company LLC**, D628,371 S * 12/2010 Yang D2/961
Boston, MA (US) D640,046 S * 6/2011 Claassen D2/953
D646,474 S * 10/2011 Avent D2/961
(72) Inventors: **Alexander Fromholtz**, Leonia, NJ D679,900 S * 4/2013 Taestensen D2/950
(US); **Daniel L. Miranda**, Basking D693,554 S * 11/2013 Philipp D2/961
Ridge, NJ (US) D789,060 S * 6/2017 Guyan D2/961
(Continued)

(73) Assignee: **Scholl's Wellness Company LLC**, Parsippany, NJ (US) *Primary Examiner* — Elizabeth J Oswecki
(74) *Attorney, Agent, or Firm* — Lowenstein Sandler LLP

(**) Term: **15 Years**

(21) Appl. No.: **29/653,346**

(22) Filed: **Jun. 14, 2018**

(51) **LOC (12) Cl.** **02-04**

(52) **U.S. Cl.**
USPC **D2/961**

(58) **Field of Classification Search**
USPC D2/896, 946, 947, 951, 953, 954, 955,
D2/956, 961, 959, 960
CPC A43B 13/00; A43B 13/02; A43B 13/04;
A43B 13/14; A43B 13/141; A43B 13/18;
A43B 13/181; A43B 13/32; A43B 13/38;
A43B 13/40; A43B 17/00; A43B 17/003;
A43B 17/14; A43B 19/00
See application file for complete search history.

(56) **References Cited**

U.S. PATENT DOCUMENTS

D388,947 S * 1/1998 Sessa D2/961
D389,296 S * 1/1998 Sessa D2/961
D456,125 S * 4/2002 Grisoni D2/961
D456,126 S * 4/2002 Grisoni D2/961
D456,127 S * 4/2002 Grisoni D2/961
D474,004 S * 5/2003 Kuerbis D2/951
D474,005 S * 5/2003 Kuerbis D2/951
D475,510 S * 6/2003 Reynolds D2/946
6,898,871 B2 * 5/2005 Herman A43B 7/146
36/141
D513,662 S * 1/2006 Bayly D2/961

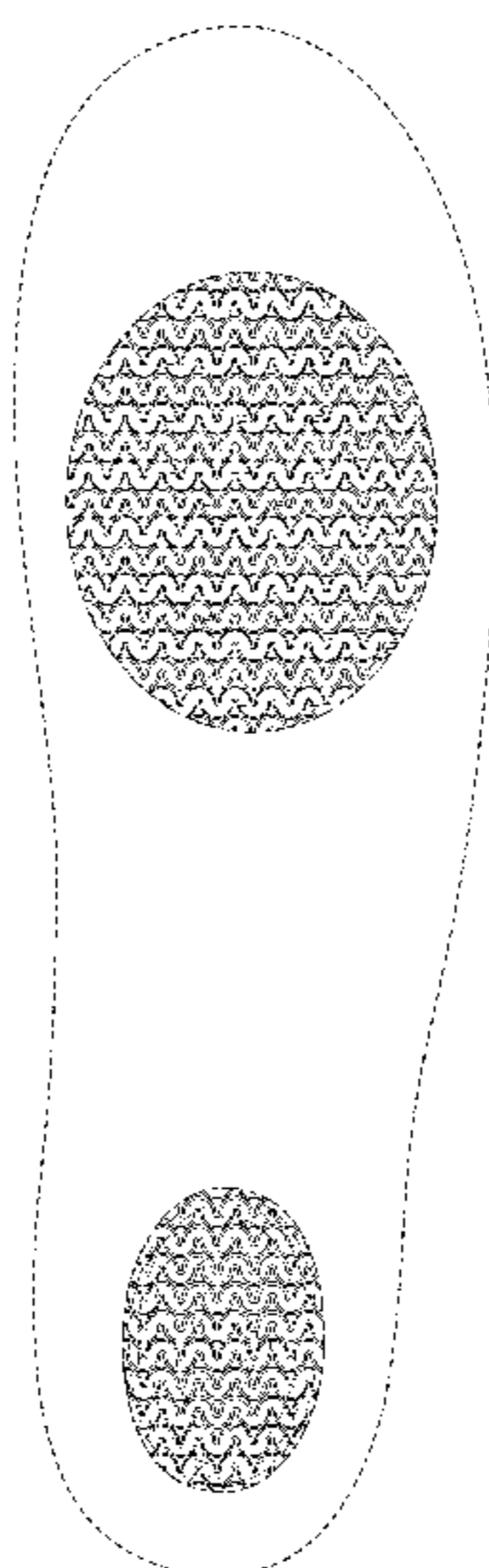
(57) **CLAIM**

The ornamental design for a portion of an insole, as shown and described.

DESCRIPTION

FIG. 1 is a perspective view of a portion of an insole showing our new design;
FIG. 2 is an enlarged perspective view of an encircled portion, FIG. 2 in FIG. 1;
FIG. 3 is an enlarged cross sectional view taken along line 3-3 in FIG. 1;
FIG. 4 is an enlarged perspective view of an encircled portion, FIG. 4 in FIG. 1;
FIG. 5 is an enlarged cross sectional view taken along line 5-5 in FIG. 1;
FIG. 6 is an enlarged cross sectional view taken along line 6-6 in FIG. 1;
FIG. 7 is a bottom view of FIG. 1;
FIG. 8 is a side view thereof;
FIG. 9 is an opposite side view thereof;
FIG. 10 is a front view thereof; and,
FIG. 11 is a rear view thereof.
The dash-dot lines in the drawings represent the bounds of the claimed design.
The dash-dash lines in the drawings depict portions of an insole that form no part of the claimed design.

1 Claim, 7 Drawing Sheets



(56)

References Cited

U.S. PATENT DOCUMENTS

D796,806	S	*	9/2017	Durand	D2/951
D841,967	S	*	3/2019	Haasteren	D2/961
D874,113	S	*	2/2020	Fromholtz	D2/961
D874,804	S	*	2/2020	Fromholtz	D2/961
D874,805	S	*	2/2020	Fromholtz	D2/961
D874,806	S	*	2/2020	Fromholtz	D2/961
D875,512	S	*	2/2020	Uchida	D8/382
2001/0045028	A1	*	11/2001	Crane	A43B 7/1415 36/44
2007/0022630	A1	*	2/2007	Lundy, Jr.	A43B 13/386 36/28
2008/0271340	A1	*	11/2008	Grisoni	A43B 7/142 36/43

* cited by examiner

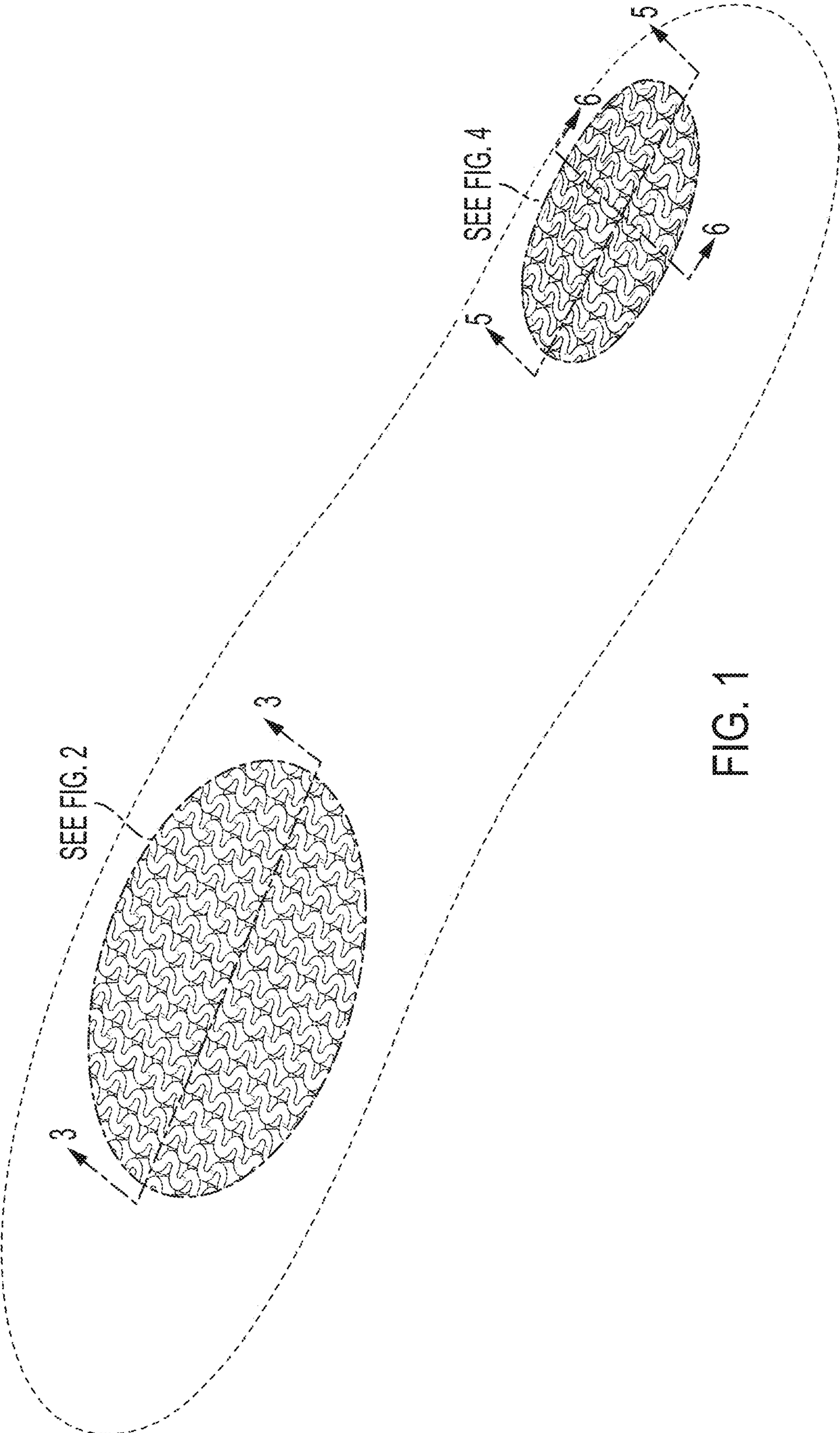


FIG. 1

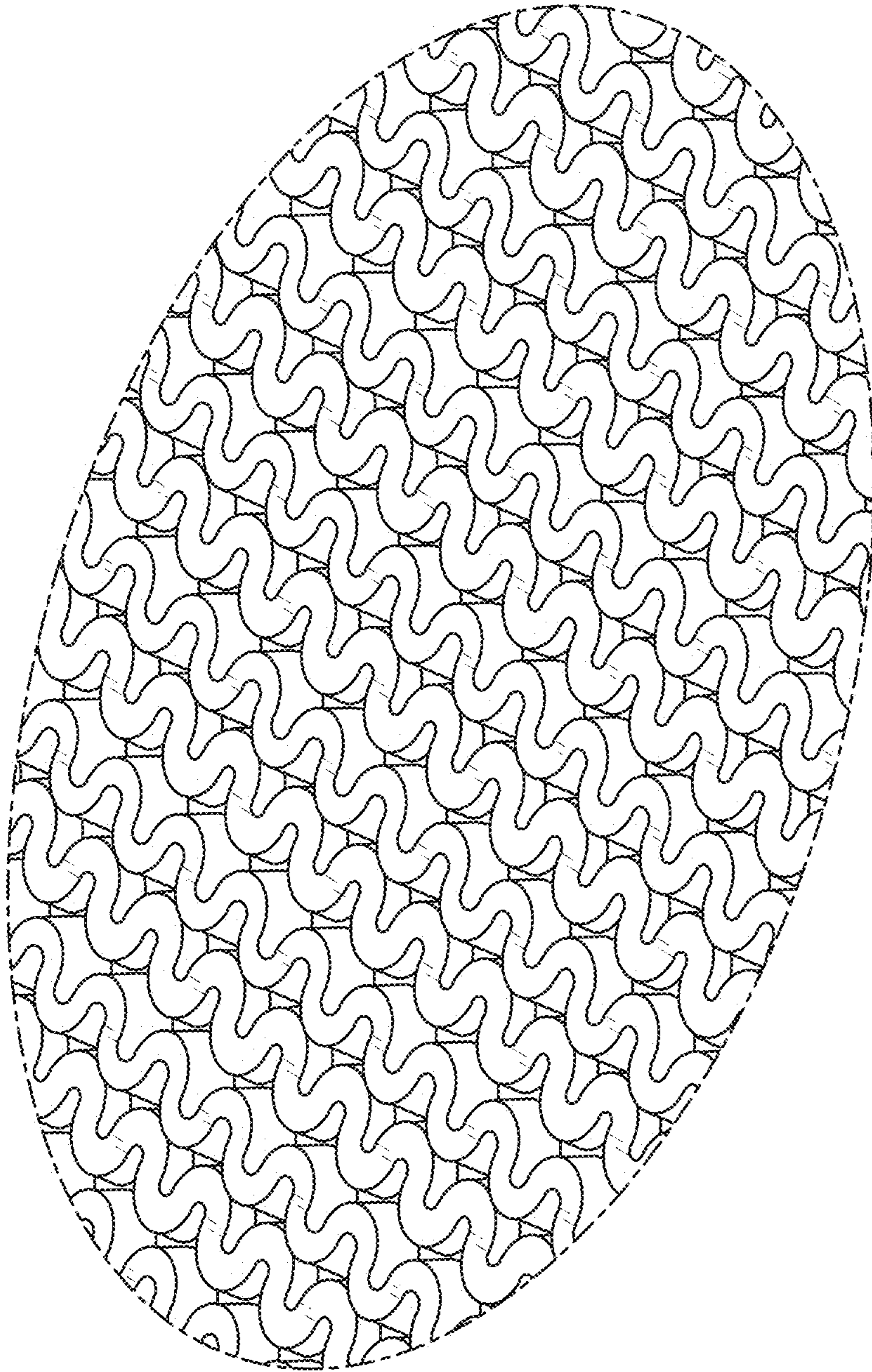


FIG. 2



FIG. 3

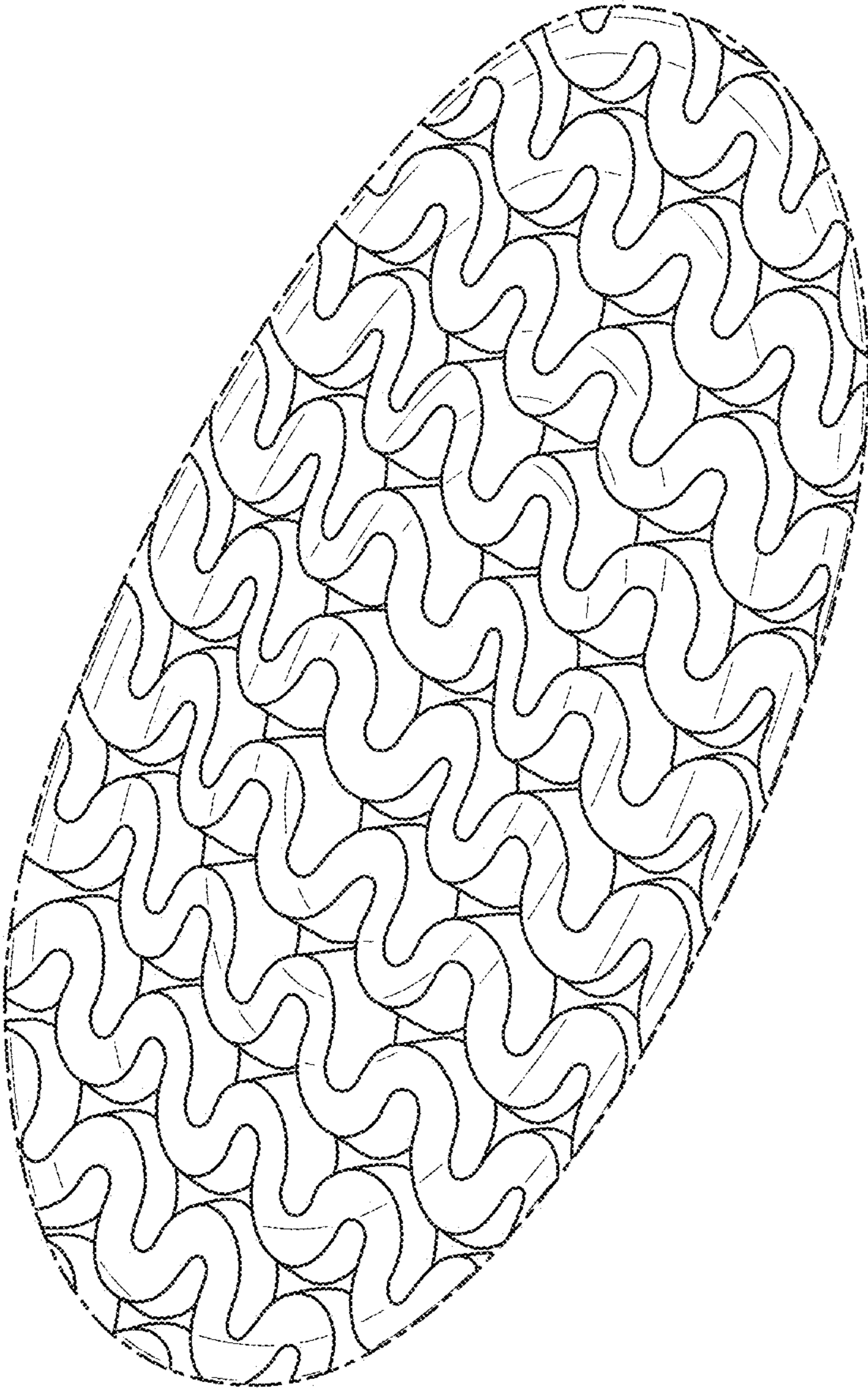


FIG. 4

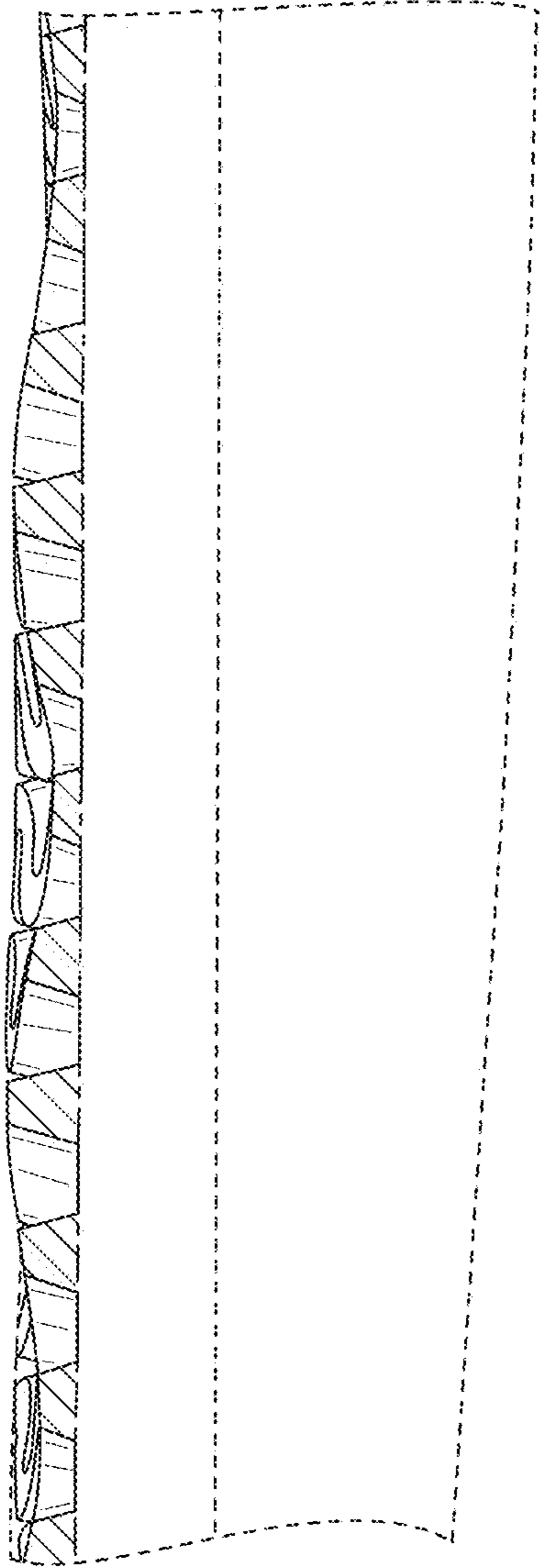


FIG. 5

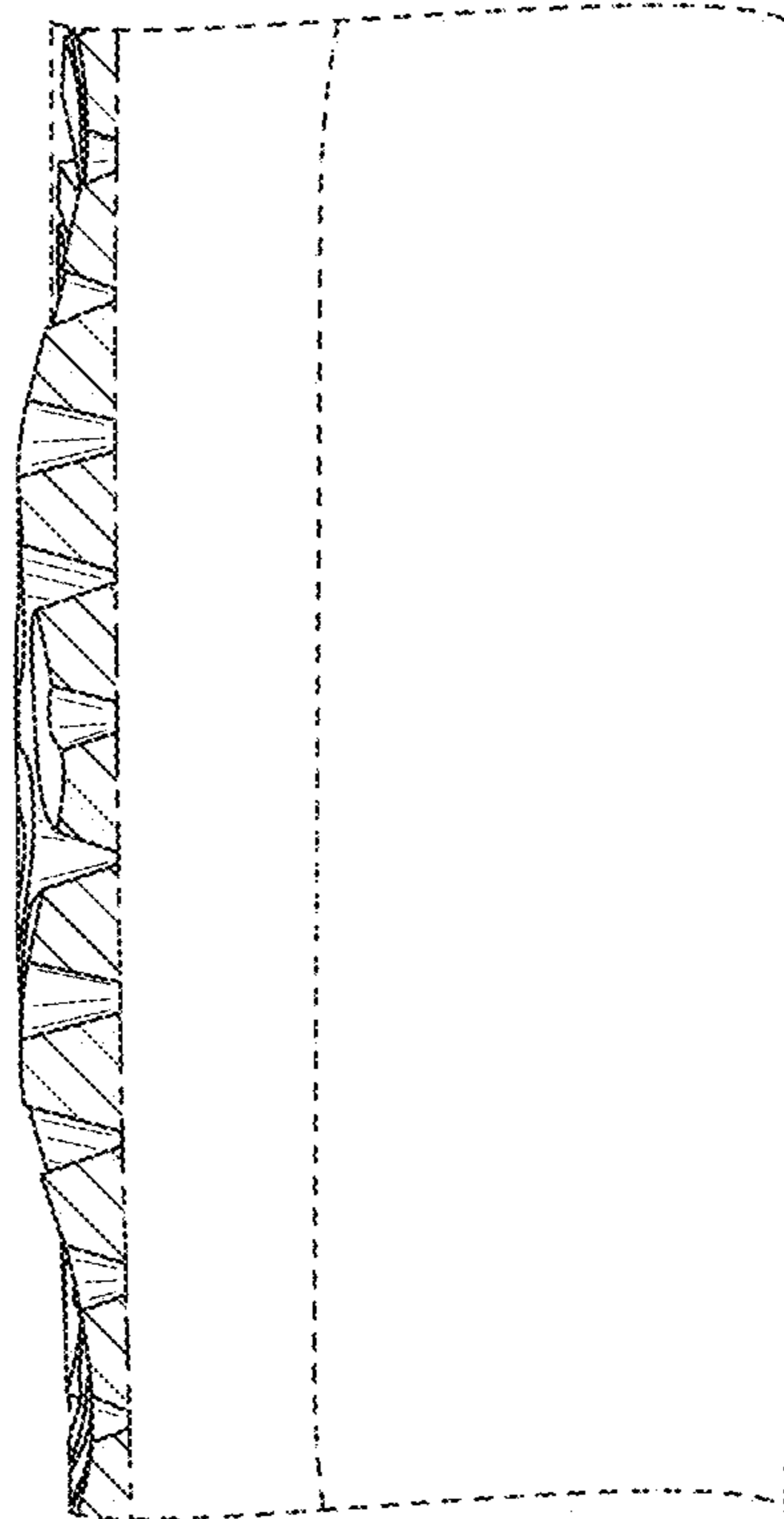


FIG. 6

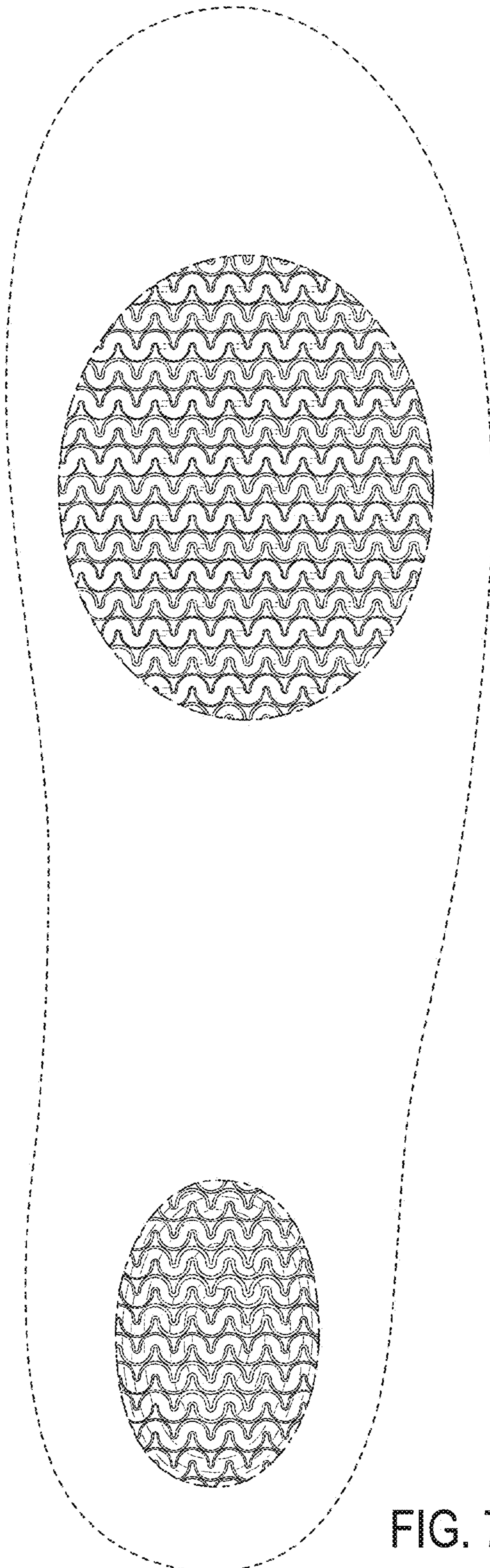


FIG. 7

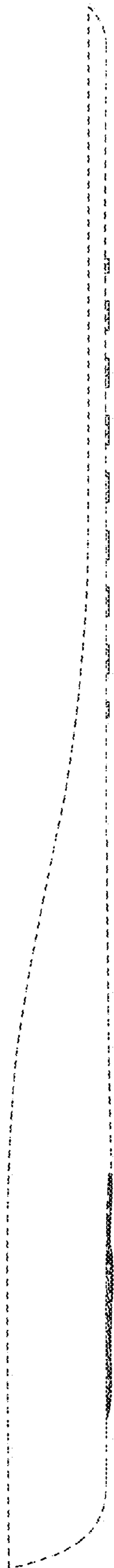


FIG. 8




FIG. 9




FIG. 10



FIG. 11