



US00D884327S

(12) **United States Design Patent**
Pauk

(10) **Patent No.:** **US D884,327 S**

(45) **Date of Patent:** **** May 19, 2020**

- (54) **SHOE**
- (71) Applicant: **NIKE, Inc.**, Beaverton, OR (US)
- (72) Inventor: **Matthew R. Pauk**, Beaverton, OR (US)
- (73) Assignee: **NIKE, Inc.**, Beaverton, OR (US)
- (**) Term: **15 Years**
- (21) Appl. No.: **29/702,183**
- (22) Filed: **Aug. 16, 2019**
- (51) **LOC (12) Cl.** **02-04**
- (52) **U.S. Cl.**
USPC **D2/953; D2/951**
- (58) **Field of Classification Search**
USPC D2/902, 906, 908, 916, 918, 925,
D2/946-962, 977; 36/313, 22 R, 24.5,
36/25 R, 28, 32 R, 34 R, 59 C, 67 A, 103
CPC A43B 13/00; A43B 13/02; A43B 13/023;
A43B 13/026; A43B 13/04; A43B 13/08;
A43B 13/10; A43B 13/12; A43B 13/14;
A43B 13/141; A43B 13/143; A43B
13/16; A43B 13/18; A43B 13/181; A43B
13/187; A43B 13/189; A43B 13/20; A43B
13/22; A43B 13/223; A43B 13/24; A43B
13/28; A43B 13/30; A43B 13/32; A43B
13/34; A43B 13/36
See application file for complete search history.

- 5,325,611 A * 7/1994 Dyer A43B 13/12
36/27
- D369,235 S * 4/1996 Senda D2/951
- D386,595 S * 11/1997 Teague D2/960
- D386,892 S * 12/1997 Jenkins D2/951
- D388,350 S * 12/1997 Smith D2/953
- D411,243 S * 6/1999 Lozano D2/947
- 5,926,974 A * 7/1999 Friton A43B 13/20
36/28
- D414,918 S * 10/1999 McNaught D2/951
- D456,128 S * 4/2002 Evans D2/961
- D460,249 S 7/2002 Yang
- D490,595 S * 6/2004 McClaskie D2/951
- D507,694 S * 7/2005 Recchi D2/951
- D522,724 S * 6/2006 Urie D2/953
- D568,034 S * 5/2008 Horton D2/951
- D571,088 S * 6/2008 St-Louis D2/951
- D572,446 S * 7/2008 Schoenborn D2/951
- D594,190 S * 6/2009 Andersen D2/951
- D599,991 S * 9/2009 McClaskie D2/951

(Continued)

OTHER PUBLICATIONS

Nike Footwear Catalog, 2000 Spring Footwear 2, p. 89, published Jul. 1999, NIKE, Inc., USA.

(Continued)

Primary Examiner — T Chase Nelson
(74) *Attorney, Agent, or Firm* — Banner & Witcoff, Ltd.

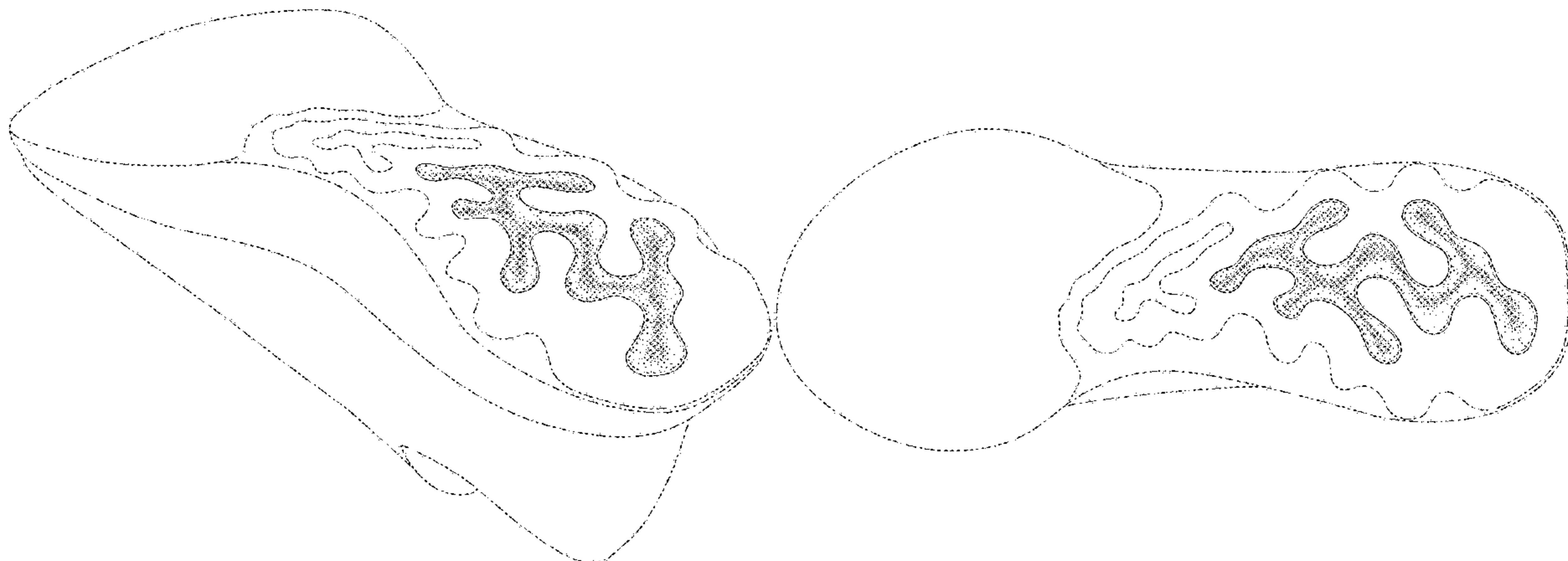
(57) **CLAIM**

The ornamental design for a shoe, as shown and described.

DESCRIPTION

FIG. 1 is a bottom rear perspective view of a shoe showing my new design;
FIG. 2 is a bottom view thereof; and,
FIG. 3 is a bottom front perspective view thereof.
The broken lines depicting the remainder of the shoe show features that form no part of the claimed design.

1 Claim, 3 Drawing Sheets



(56)

References Cited

U.S. PATENT DOCUMENTS

D605,837 S * 12/2009 Andersen D2/951
 D610,787 S * 3/2010 McClaskie D2/950
 D619,342 S * 7/2010 McClaskie D2/951
 D640,864 S * 7/2011 Munkhammar D2/961
 D664,339 S * 7/2012 McClaskie A43B 17/006
 D702,028 S 4/2014 Truelsen
 D702,426 S * 4/2014 McClaskie D2/951
 D722,426 S * 2/2015 Davis A41D 19/001
 D724,827 S * 3/2015 Wolff D2/946
 D740,005 S * 10/2015 Silverman A43B 3/0068
 D741,586 S * 10/2015 Truelsen D2/951
 D782,797 S 4/2017 Cin et al.
 D812,875 S * 3/2018 Petrie D2/953
 D819,310 S 6/2018 Lashmore
 D819,312 S * 6/2018 Lashmore D2/947
 D819,314 S 6/2018 Pauk
 D821,073 S 6/2018 Matthews
 D821,075 S 6/2018 Lashmore
 D821,076 S 6/2018 Matthews
 D821,713 S 7/2018 Matthews
 D822,967 S 7/2018 Lashmore
 D834,801 S * 12/2018 Ceniceros D2/956
 D838,953 S 1/2019 Seamarks

D838,954 S 1/2019 Shyllon
 D838,955 S 1/2019 Shyllon
 D854,799 S 7/2019 Schultze
 D855,293 S * 8/2019 Zhou D2/902
 D856,647 S * 8/2019 Schultze D2/947
 D856,650 S 8/2019 Schultze
 D858,053 S * 9/2019 Schultze A43B 13/12
 D866,140 S 11/2019 Seamarks
 D874,109 S * 2/2020 Cin D2/951
 D874,110 S * 2/2020 Cin D2/953
 2015/0305447 A1 * 10/2015 Cavaliere A43C 15/161
 2017/0055639 A1 * 3/2017 Smith A43B 17/006
 2017/0119096 A1 * 5/2017 Greene B29D 35/122
 2018/0303201 A1 * 10/2018 Greene A43B 13/20
 2019/0223552 A1 * 7/2019 Hollinger A43B 3/0068

OTHER PUBLICATIONS

Nike Footwear Catalog, 2015 Spring Men's Nike Sportswear Footwear Best, p. 5, published May 14, 2014, NIKE, Inc., USA.
 Nike Footwear Catalog, 2016 Spring General Footwear NA, p. 5, published May 2015, NIKE, Inc., USA.
 Nike Footwear Catalog, 2018 Holiday Sportswear, p. 201, published date unknown, but prior to the filing date of the present application, NIKE, Inc., USA.

* cited by examiner

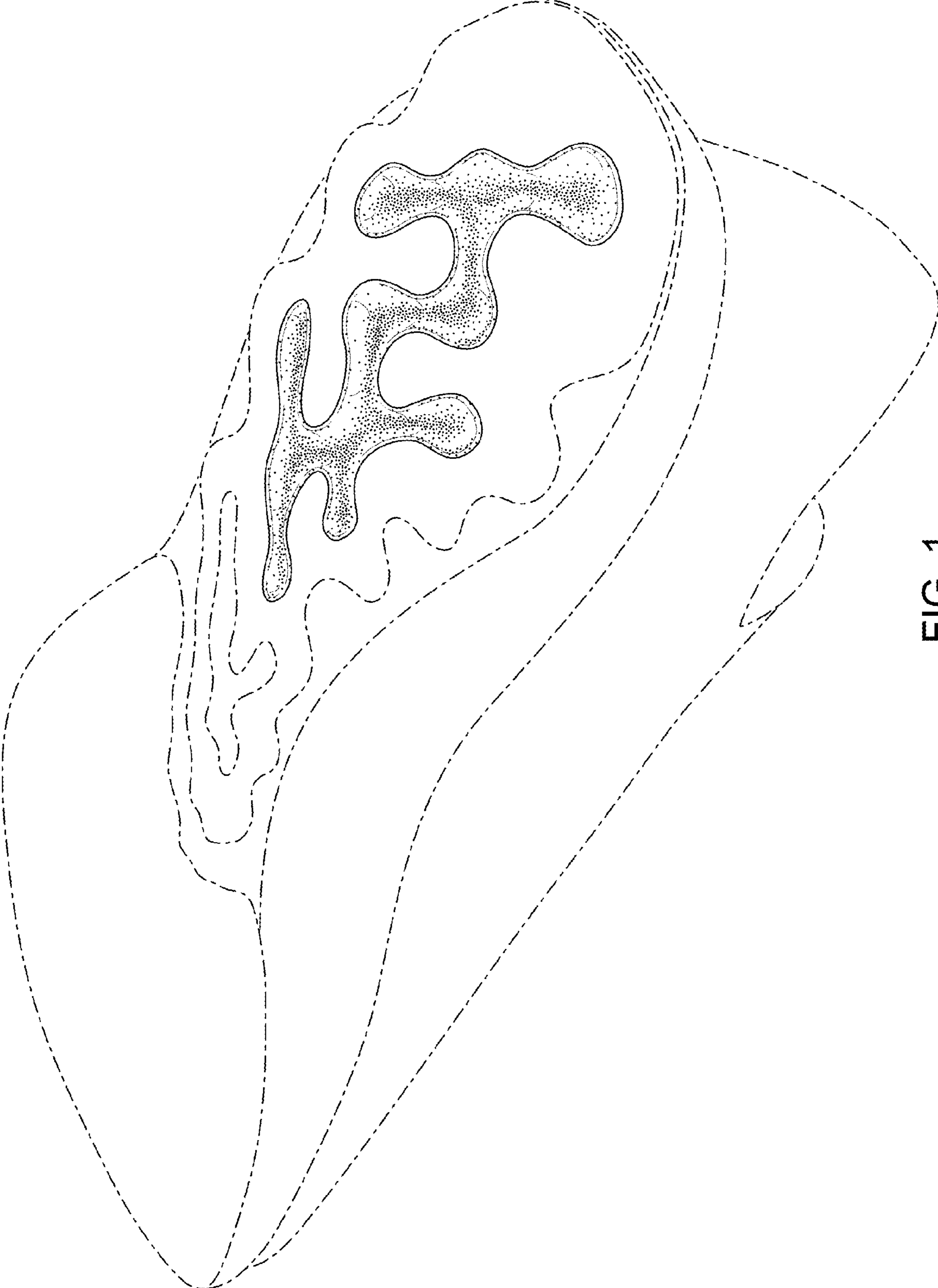


FIG. 1

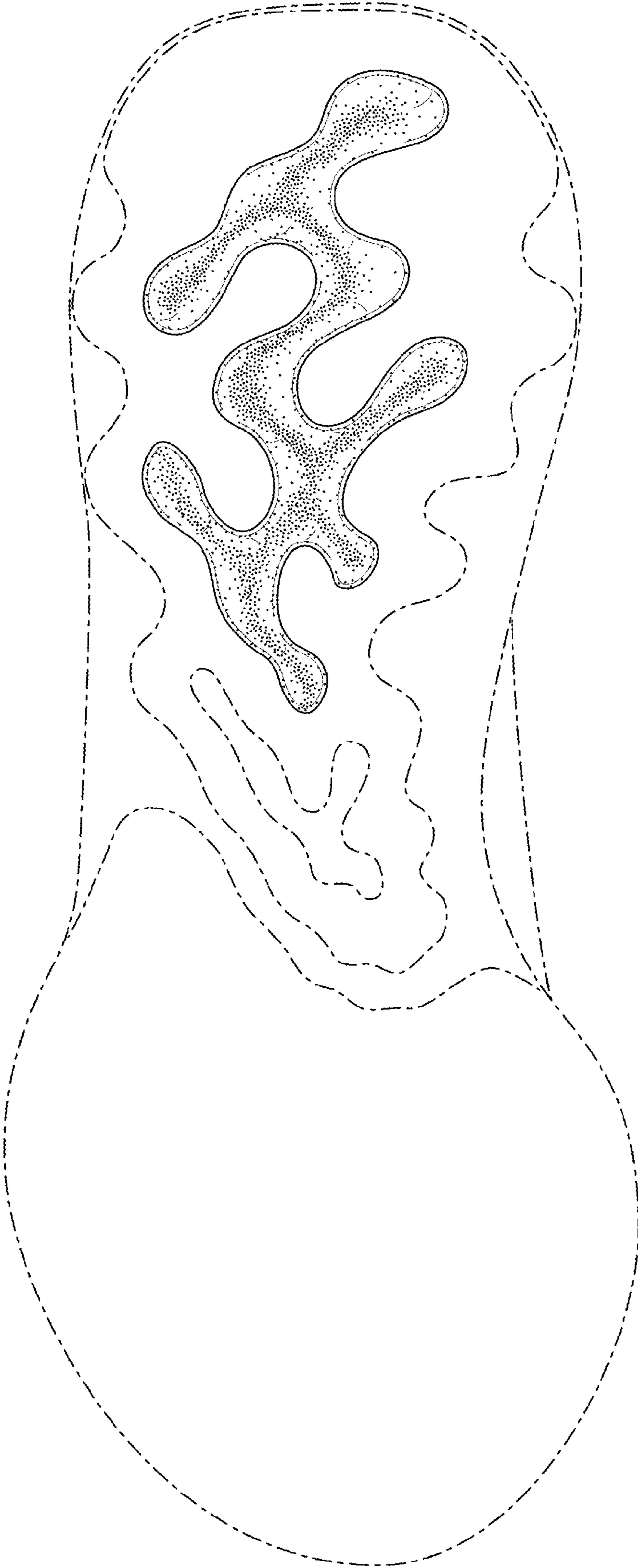


FIG. 2



FIG. 3