



US00D884304S

(12) **United States Design Patent**  
**Wheaton**

(10) **Patent No.:** **US D884,304 S**

(45) **Date of Patent:** **\*\* May 12, 2020**

(54) **CONTAINER-LOCATING PALLET**

4,516,677 A \* 5/1985 Rowland ..... B65D 71/70  
108/53.1

(71) Applicant: **CypherCo Limited**, Herefordshire  
(GB)

D284,841 S \* 7/1986 Rowland ..... D3/314

D320,880 S \* 10/1991 Brunin ..... D3/313

D441,516 S \* 5/2001 Wheaton ..... D34/38

D469,941 S \* 2/2003 Wheaton, Jr. .... D34/38

D535,881 S \* 1/2007 Liukko ..... D3/304

D632,960 S \* 2/2011 Gilfert ..... D9/456

D700,053 S \* 2/2014 Chudleigh ..... D9/456

D766,539 S \* 9/2016 Lee ..... D34/38

D816,288 S \* 4/2018 Hunt, III ..... D34/38

D822,309 S \* 7/2018 Hunt, III ..... D34/38

D833,829 S \* 11/2018 Hertaus ..... D7/600.1

10,464,709 B2 \* 11/2019 Weyrauch ..... B65D 19/40

(\*\*) Term: **15 Years**

\* cited by examiner

(21) Appl. No.: **29/640,587**

*Primary Examiner* — Cynthia Ramirez

(22) Filed: **Mar. 15, 2018**

(74) *Attorney, Agent, or Firm* — Levenfeld Pearlstein,  
LLC

(30) **Foreign Application Priority Data**

Nov. 30, 2017 (BR) ..... 302017005407

(51) **LOC (12) Cl.** ..... **09-08**

(52) **U.S. Cl.**  
USPC ..... **D34/38**

(58) **Field of Classification Search**

USPC ..... D34/38; D3/272; D9/456, 414

CPC ..... B66F 7/243; B65D 19/0004; B65D 19/40;

B65D 19/0018; B65D 19/0038; B65D

19/0012; B65D 19/0095; B65D 19/38;

B65D 19/06; B65D 19/02; B65D 19/12;

B60T 3/00

See application file for complete search history.

(56) **References Cited**

U.S. PATENT DOCUMENTS

4,263,855 A \* 4/1981 Lawlor ..... B65D 19/004  
108/53.3

4,413,737 A \* 11/1983 Wind ..... B65D 19/0018  
108/53.1

(57) **CLAIM**

The ornamental design for a container-locating pallet, as shown and described.

**DESCRIPTION**

FIG. 1 is a top, right-hand side perspective view of a container-locating pallet embodying the principles of my new design;

FIG. 2 is a top view thereof;

FIG. 3 is a front view thereof;

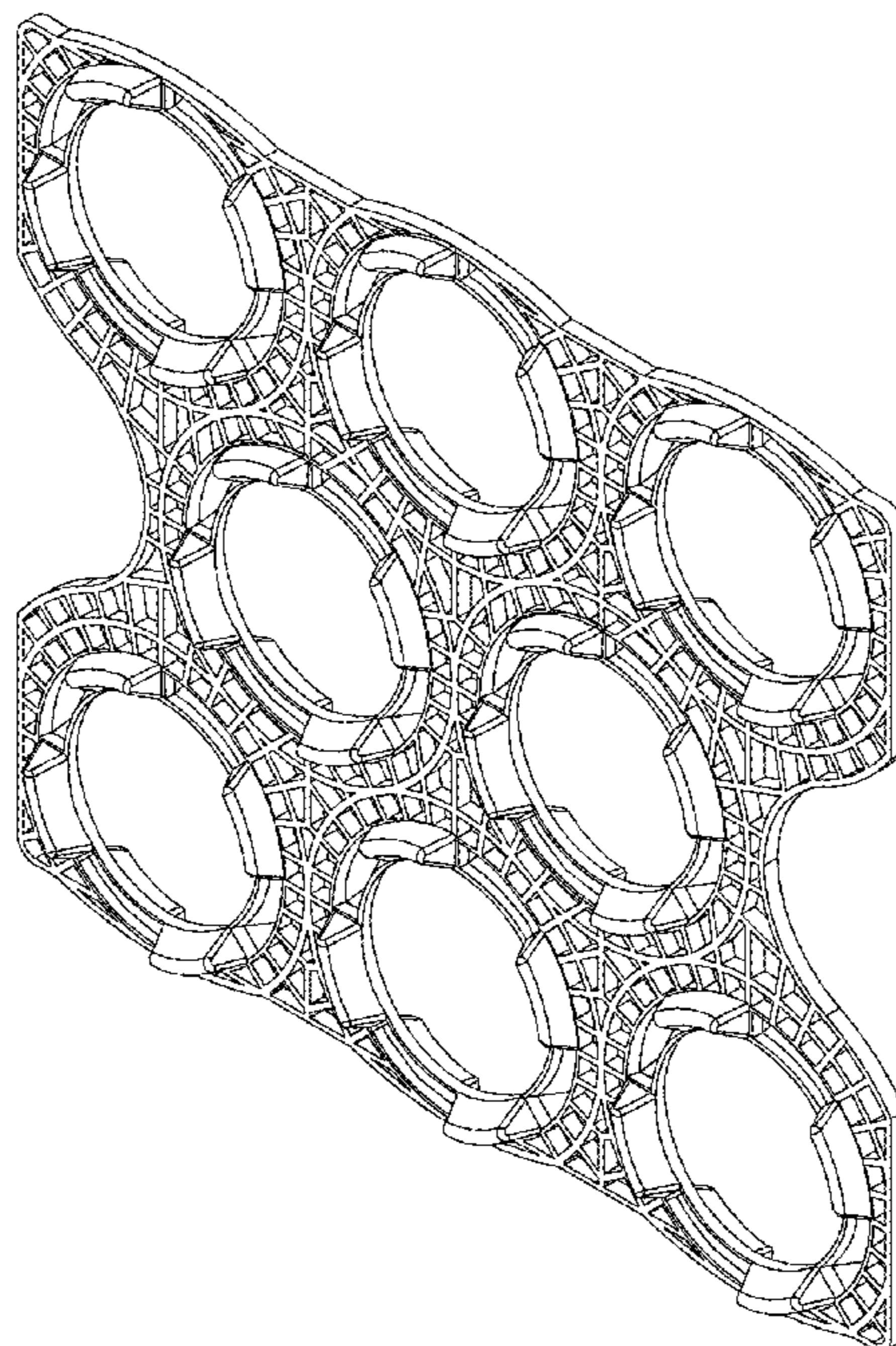
FIG. 4 is a bottom view thereof;

FIG. 5 is a rear view thereof;

FIG. 6 is a side view thereof as seen from the right-hand side of FIG. 2; and,

FIG. 7 is a side view thereof as seen from the left-hand side of FIG. 2.

**1 Claim, 7 Drawing Sheets**



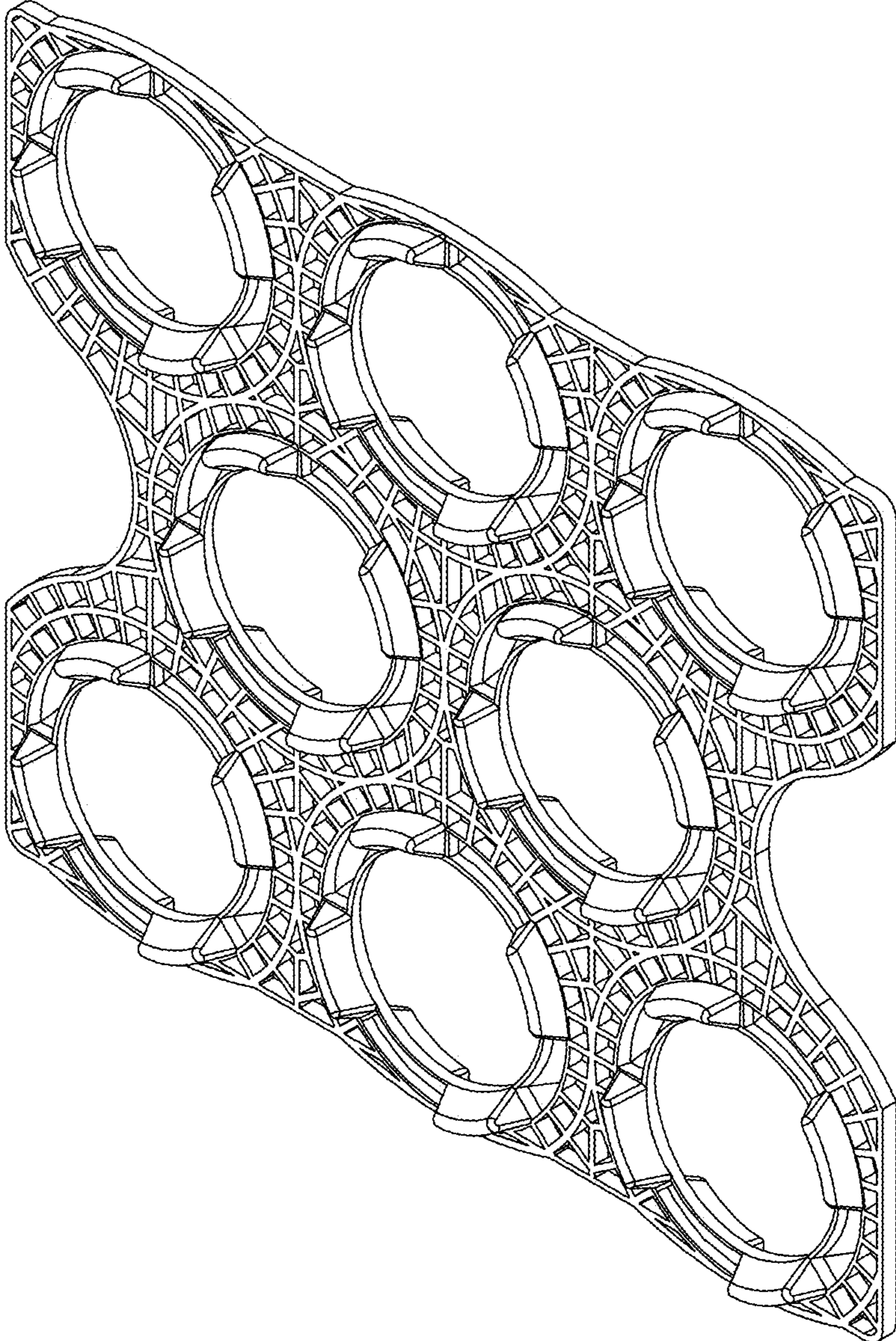


FIG. 1

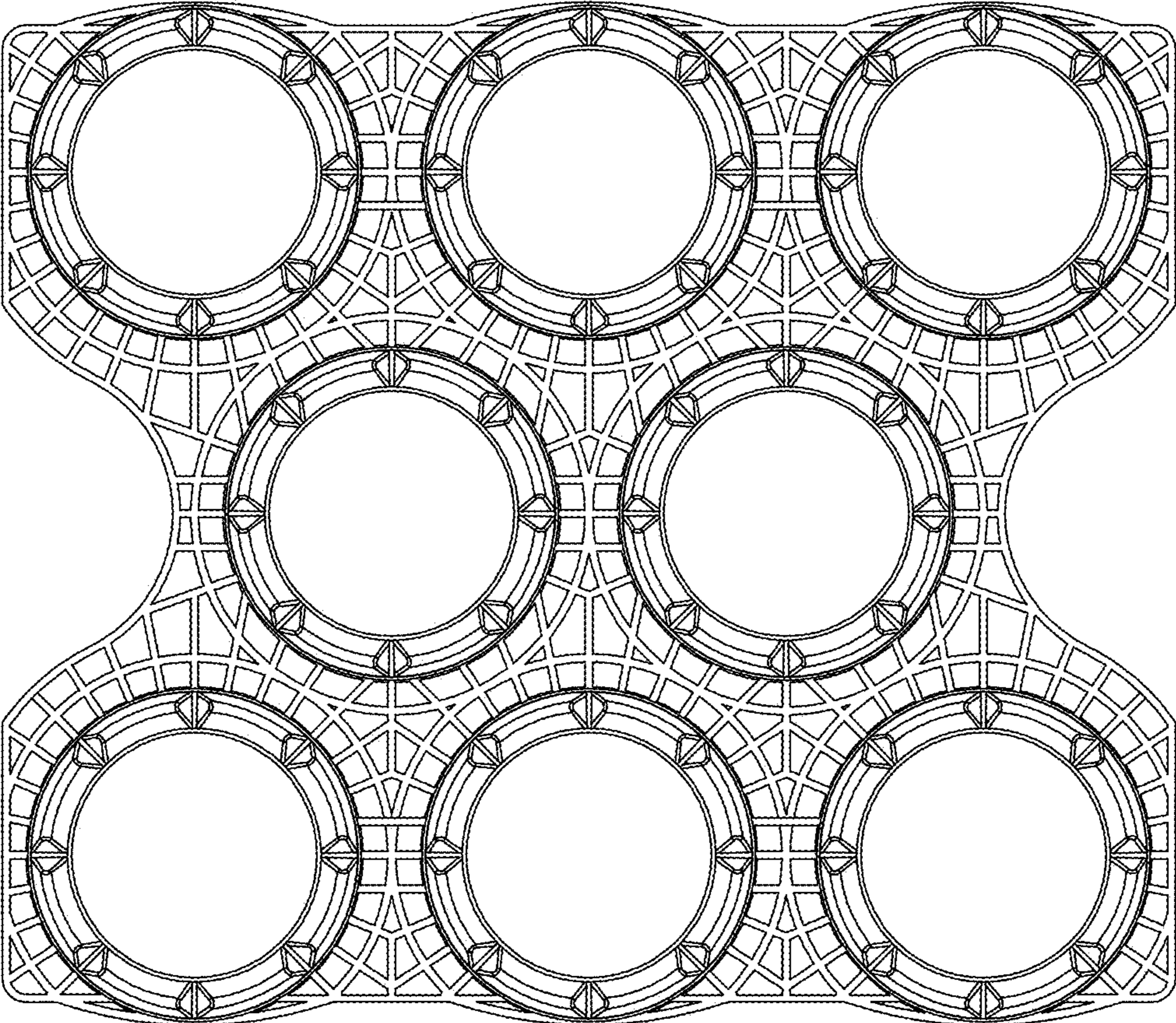


FIG. 2

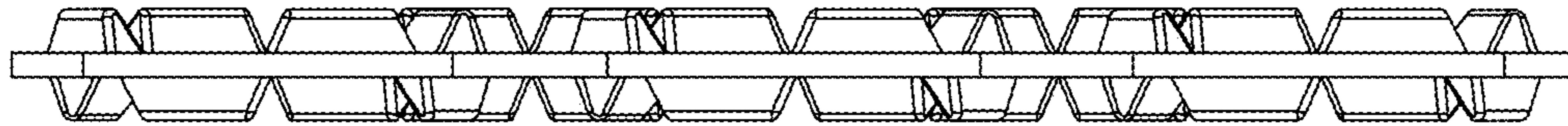


FIG. 3

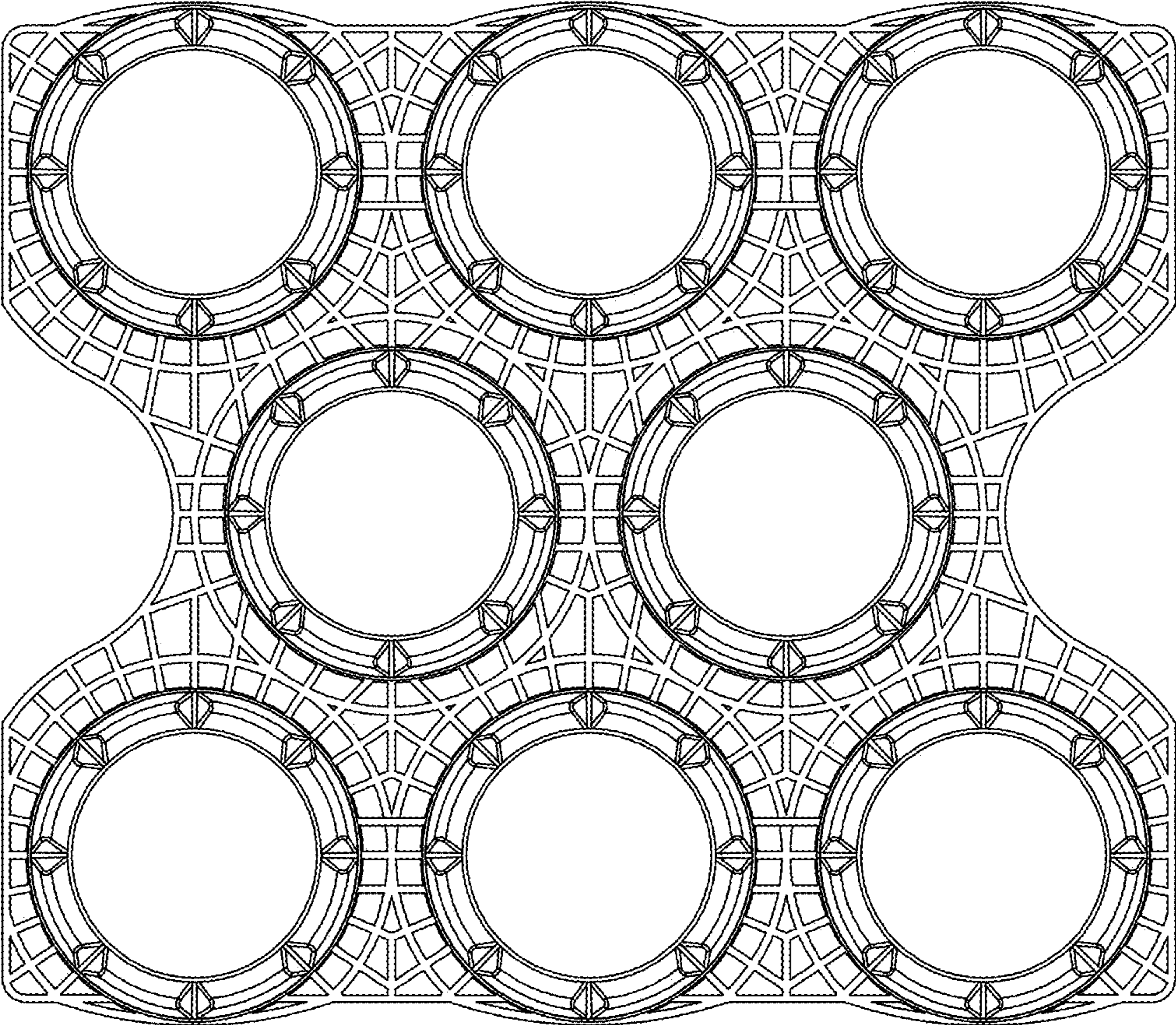


FIG. 4

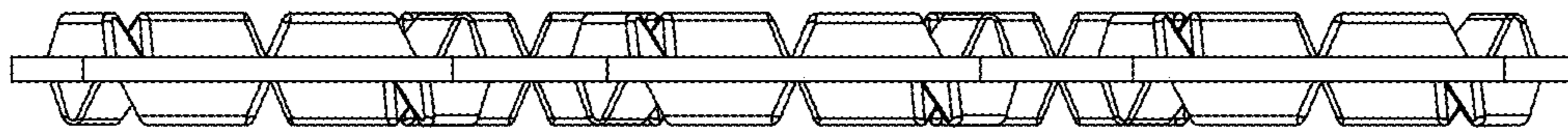


FIG. 5

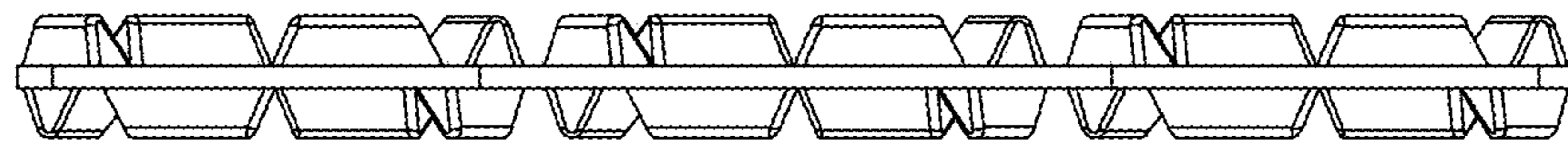


FIG. 6

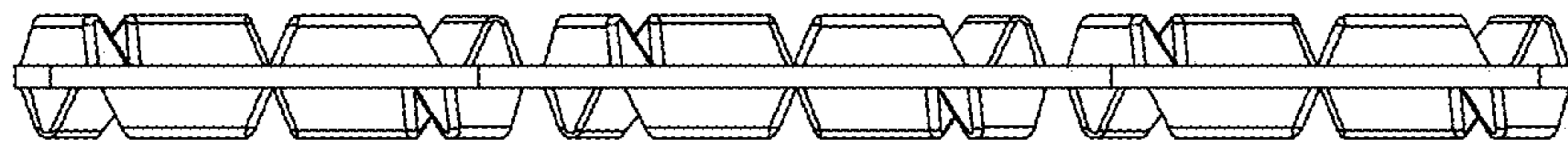


FIG. 7