



US00D884295S

(12) **United States Design Patent** (10) **Patent No.:** **US D884,295 S**
McCann (45) **Date of Patent:** **** May 12, 2020**

(54) **FLAT DOG TOY**

(71) Applicant: **About Pets, LLC**, Milford, CT (US)

(72) Inventor: **Richard McCann**, Milford, CT (US)

(**) Term: **15 Years**

(21) Appl. No.: **29/636,293**

(22) Filed: **Feb. 7, 2018**

(51) **LOC (12) Cl.** **30-99**

(52) **U.S. Cl.**
USPC **D30/160**

(58) **Field of Classification Search**
USPC D21/398, 400, 402, 412, 415, 426, 436,
D21/439, 440, 441, 443, 455, 460-462,
D21/466-468, 479, 495, 563, 656, 712,
D21/713, 788, 799.1, 470, 681; D24/211,
D24/214, 215, 193-195; D30/160, 112,
D30/119; D1/125-127

CPC A63H 5/00; A63H 33/26; A63H 33/18;
A63H 29/22; A63H 29/24; A63H
2200/00; A63H 11/00; A63H 13/00;
A63H 18/02; A63H 18/14; A63H 18/16;
A63H 29/00; A63H 33/009; A63H 33/22;
A63H 33/3055; A63H 3/003; A63H
3/006; A63H 3/008; A63H 3/24; A63H
3/28; A63H 3/31; A63H 3/36; A63H
9/00; A63B 59/20; A63B 69/406; A63B
47/04; A63B 2220/51; A63B 2220/53;
A63B 2220/56; A63B 2220/805; A63B
2071/0625; A63B 2071/063; A63B
2220/17; A63B 2220/18; A63B 2220/40;
A63B 2220/803; A63B 2220/833; A63B
43/004; A63B 43/06; A63B 71/0622;
A63B 2071/0602; A63B 21/0055; A63B
2207/02; A63B 2225/54; A63B 69/0053;
A63B 2047/043

See application file for complete search history.

(56) **References Cited**

U.S. PATENT DOCUMENTS

D355,279 S * 2/1995 O'Rourke D30/160
D356,354 S * 3/1995 Killion D21/436
D396,256 S * 7/1998 Shaw D21/707
5,813,931 A * 9/1998 Gormley A63B 43/00
473/575
D514,753 S * 2/2006 Crane D1/199
D661,848 S * 6/2012 Byrne D30/160
D686,375 S * 7/2013 Nazimek D30/160

* cited by examiner

Primary Examiner — Sheryl Lane

Assistant Examiner — Aula Soroush

(74) *Attorney, Agent, or Firm* — Scarinci Hollenbeck

(57) **CLAIM**

I claim an ornamental design for a flat dog toy, substantially as shown and described.

DESCRIPTION

FIG. 1 is a front perspective view of the flat dog toy laid down on its rear side;

FIG. 2 is a front view of the flat dog toy in an upright position;

FIG. 3 is a rear view of the flat dog toy in an upright position;

FIG. 4 is a right side view of FIG. 2;

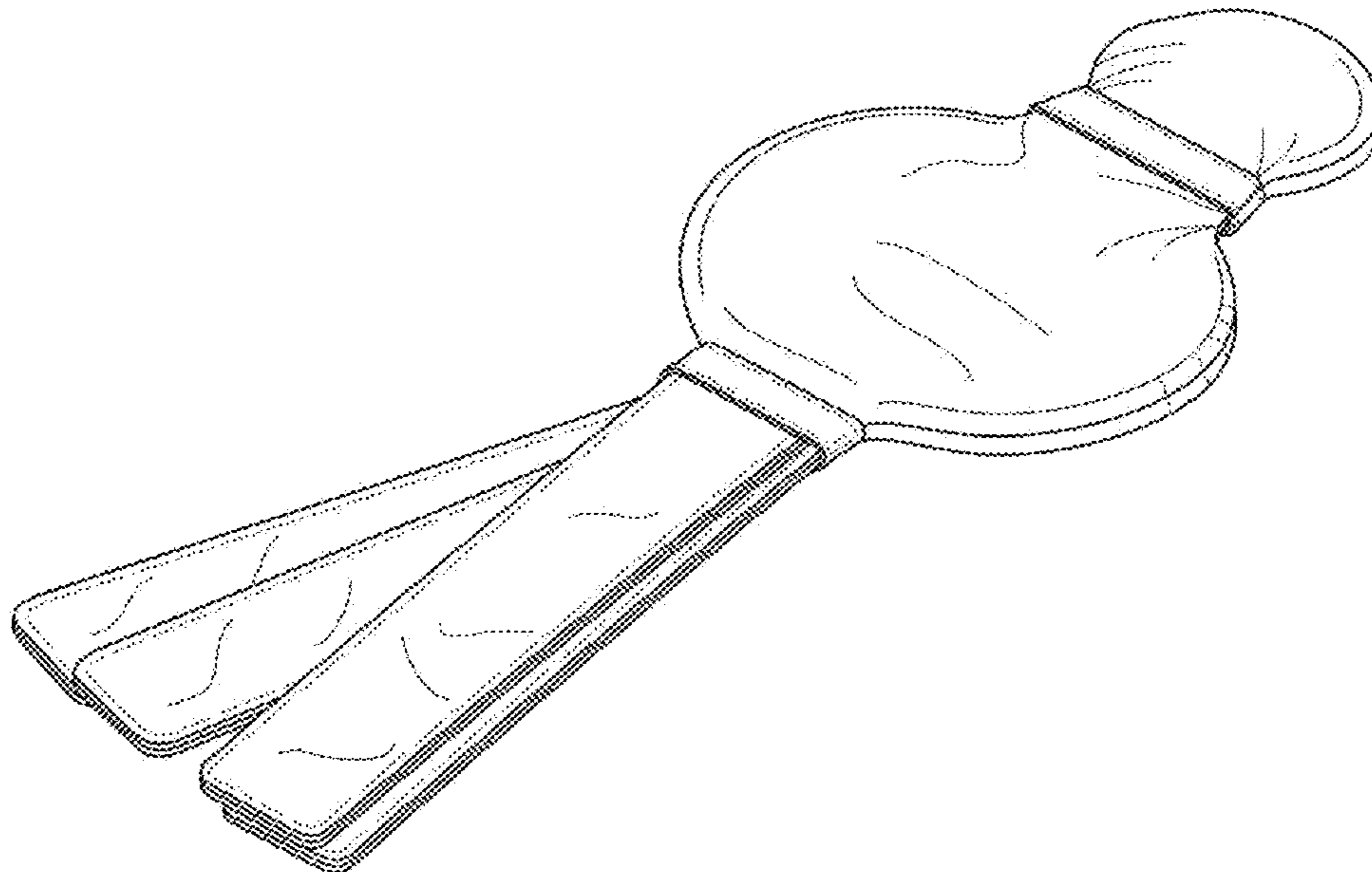
FIG. 5 is a left side view of FIG. 2;

FIG. 6 is a top side view of FIG. 2; and,

FIG. 7 is a bottom side view of FIG. 2.

The broken lines forming the trimmed features of the claimed design are meant to show stitching in the fabric of the article.

1 Claim, 3 Drawing Sheets



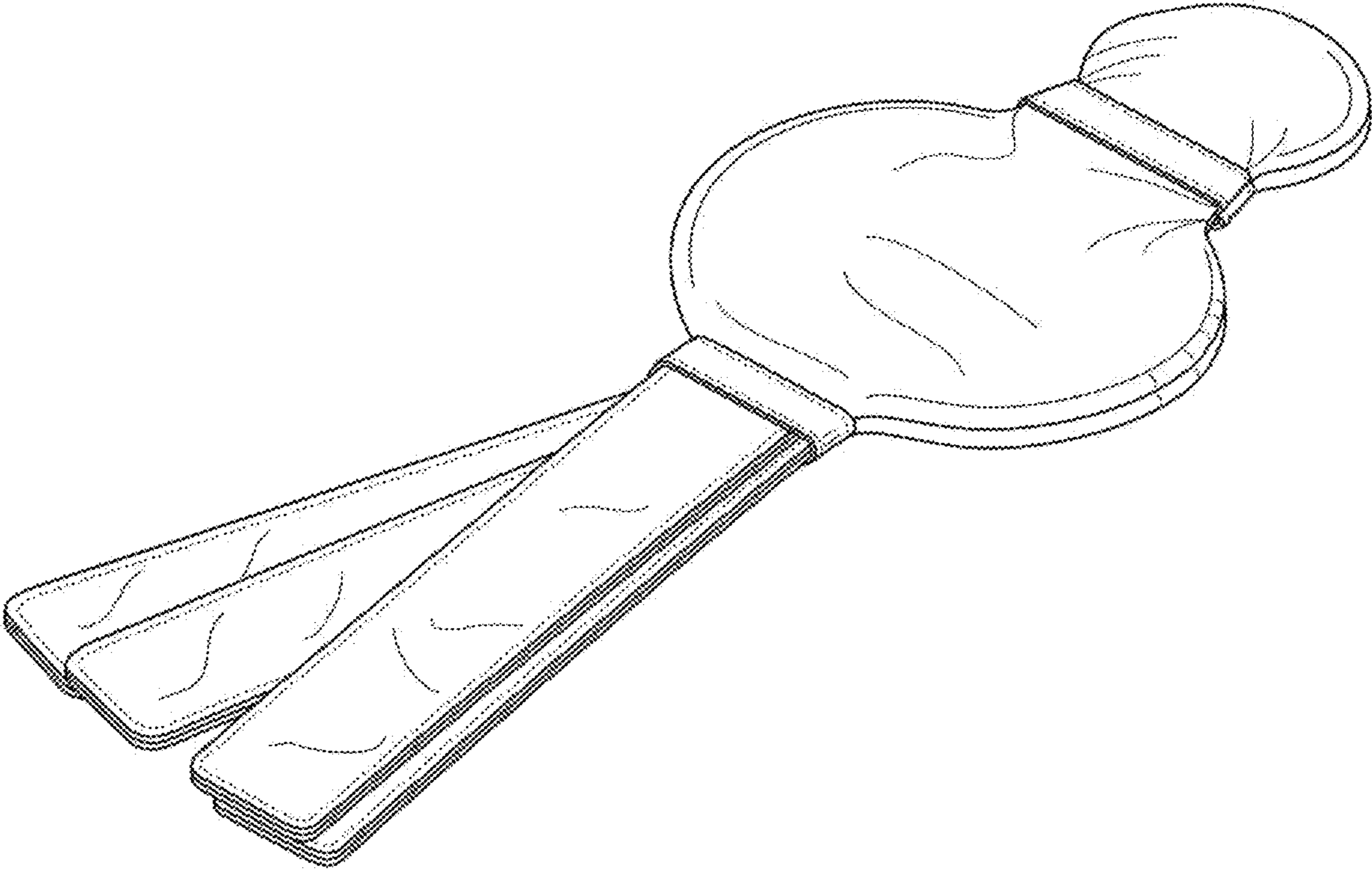


FIG. 1

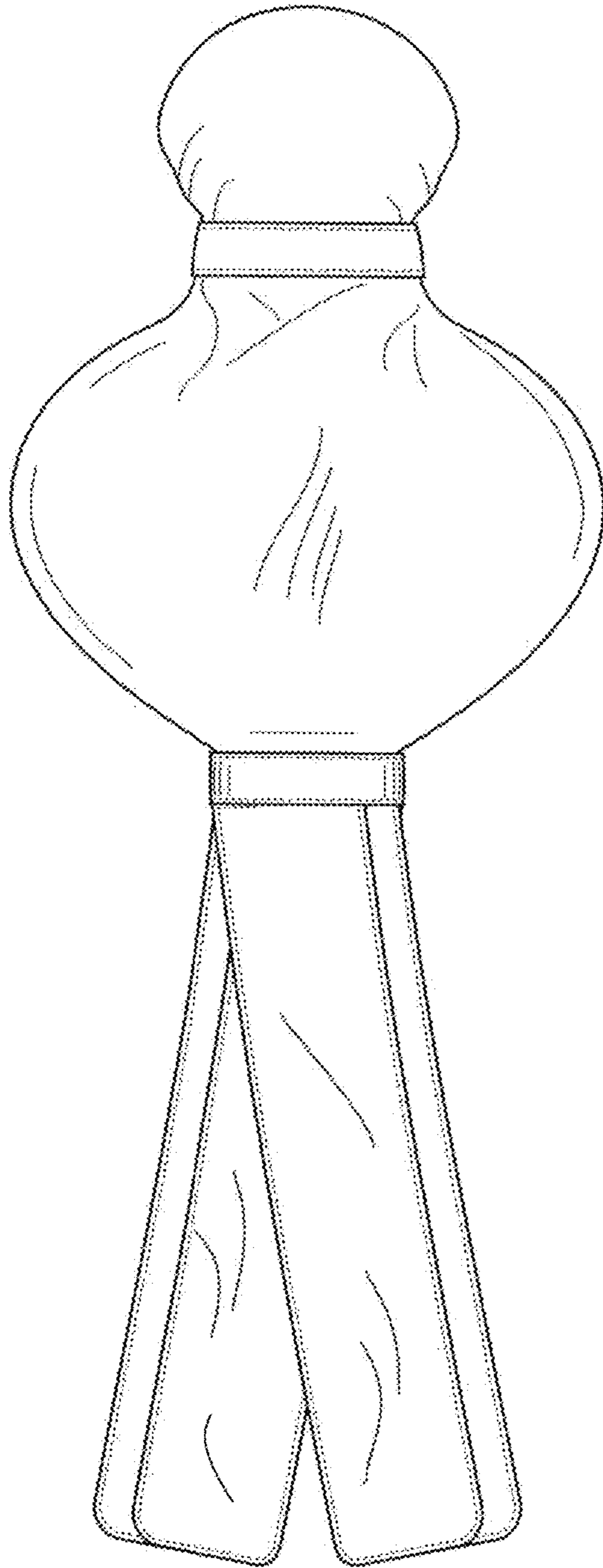


FIG. 2

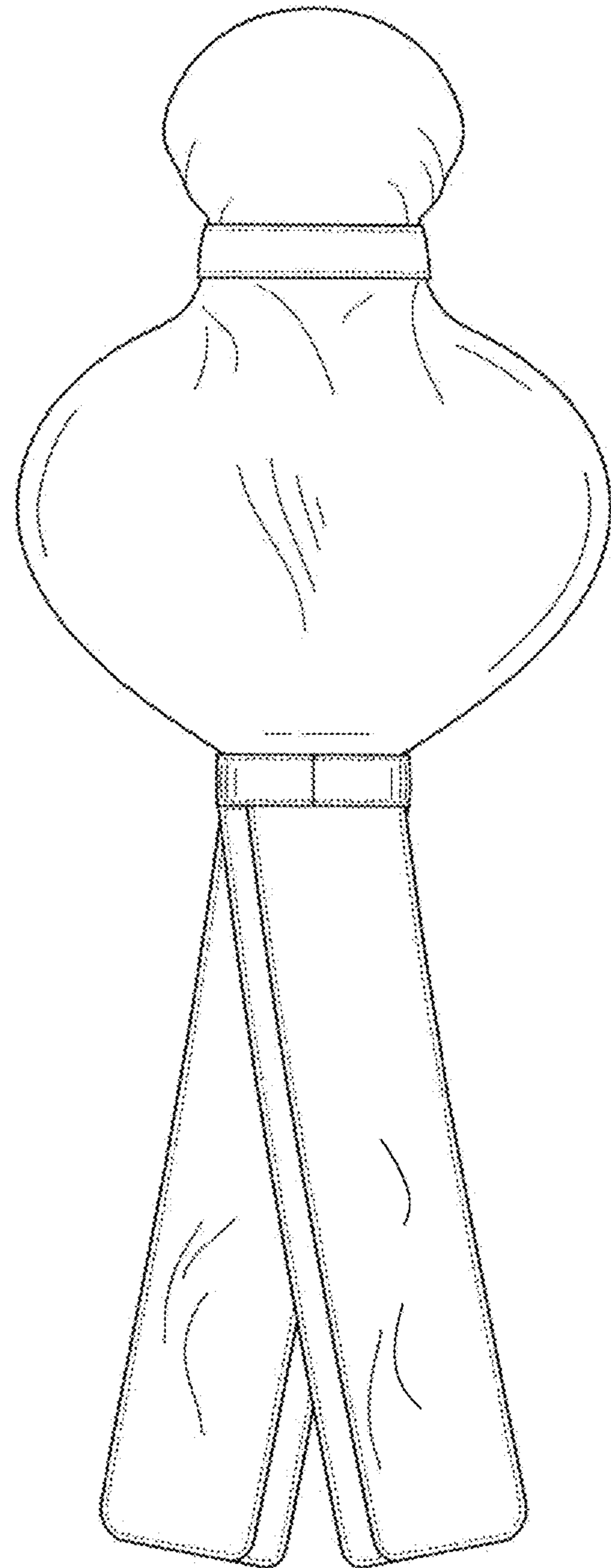


FIG. 3

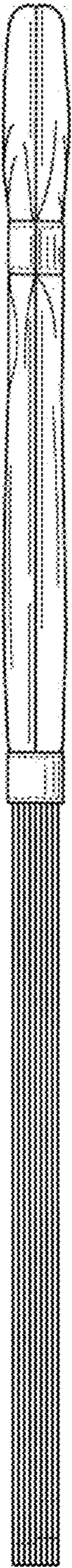


FIG. 4




FIG. 5




FIG. 6



FIG. 7