



US00D884275S

(12) **United States Design Patent**  
**Park**

(10) **Patent No.:** **US D884,275 S**

(45) **Date of Patent:** **\*\* May 12, 2020**

(54) **HAIR CLIP**

(71) Applicant: **PARK WAY Co., Ltd.**, Tokyo (JP)

(72) Inventor: **Young-soo Park**, Tokyo (JP)

(73) Assignee: **PARK WAY CO., LTD.**, Tokyo (JP)

(\*\*) Term: **15 Years**

(21) Appl. No.: **29/657,757**

(22) Filed: **Jul. 25, 2018**

(30) **Foreign Application Priority Data**

Jan. 26, 2018 (JP) ..... 2018-001551

(51) **LOC (12) Cl.** ..... **28-03**

(52) **U.S. Cl.**  
USPC ..... **D28/43**

(58) **Field of Classification Search**  
USPC ..... D28/39, 40, 41, 42, 43, 92, 93  
CPC ..... A41G 3/00; A41G 3/0008; A41G 3/0033;  
A41G 3/0041; A41G 5/00; A41G 5/0006;  
A41G 5/004; A41G 5/0046; A41G  
5/0053; A41G 5/006; A41G 5/0073;  
A41G 5/008; A41G 5/0093; A41G 5/02;  
A47F 7/06; A47F 7/065; A45D 44/14;  
A45D 8/00; A45D 8/02; A45D 8/18;  
A45D 8/20; A45D 8/27; A45D 2002/003;  
A45D 2002/005

See application file for complete search history.

(56) **References Cited**

**U.S. PATENT DOCUMENTS**

2,730,111 A \* 1/1956 Solomon ..... A45D 8/20  
132/277  
2,799,281 A \* 7/1957 Leon ..... A45D 8/20  
132/277  
D292,327 S \* 10/1987 Kalichman ..... D28/40  
D480,509 S \* 10/2003 Yasuda ..... D28/40  
D497,689 S \* 10/2004 Winn ..... D28/43

D526,442 S \* 8/2006 Kim ..... D28/41  
D597,418 S \* 8/2009 Stojek ..... D9/732  
D672,502 S \* 12/2012 Pennisi ..... D28/42  
D701,127 S \* 3/2014 Cragolini ..... D9/756

(Continued)

**FOREIGN PATENT DOCUMENTS**

GB 2248775 A \* 4/1992 ..... A45D 8/20  
JP 926766 S 6/1995

(Continued)

**OTHER PUBLICATIONS**

Japanese Patent Office, Notice of Allowance issued in Japanese application No. 2018-001551, Jul. 31, 2018, 5 pages. (Submitted with machine translation of Notice of Allowance).

*Primary Examiner* — Barbara Fox

*Assistant Examiner* — Messina L Smith

(74) *Attorney, Agent, or Firm* — Alleman Hall Creasman & Tuttle LLP

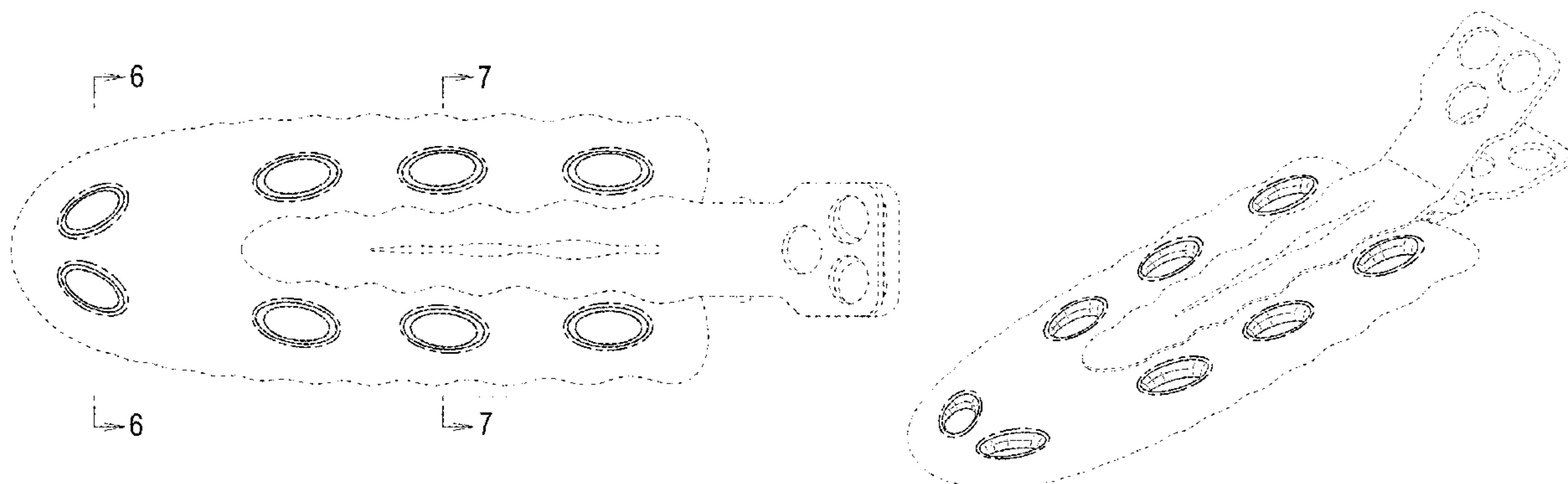
(57) **CLAIM**

The ornamental design for a hair clip, as shown and described.

**DESCRIPTION**

FIG. 1 is a front view of a hair clip showing my new design. FIG. 2 is a back view of the hair clip of FIG. 1. FIG. 3 is a left side view of the hair clip of FIG. 1. FIG. 4 is a right side view of the hair clip of FIG. 1. FIG. 5 is a top view of the hair clip of FIG. 1. FIG. 6 is a cross-sectional view of the hair clip of FIG. 1, taken in the direction of line 6-6 in FIG. 1. FIG. 7 is a cross-sectional view of the hair clip of FIG. 1, taken in the direction of line 7-7 in FIG. 1; and, FIG. 8 is a front perspective view of the hair clip of FIG. 1. The broken lines illustrating portions of the hairclip form no part of the claimed design.

**1 Claim, 8 Drawing Sheets**



(56)

**References Cited**

U.S. PATENT DOCUMENTS

9,480,320 B1 \* 11/2016 Pazdra ..... A45D 8/00  
2004/0065341 A1 \* 4/2004 La Fauci ..... A45D 8/20  
132/277

FOREIGN PATENT DOCUMENTS

JP 10057138 A \* 3/1998 ..... A45D 8/00  
JP 2002165629 A \* 6/2002

\* cited by examiner

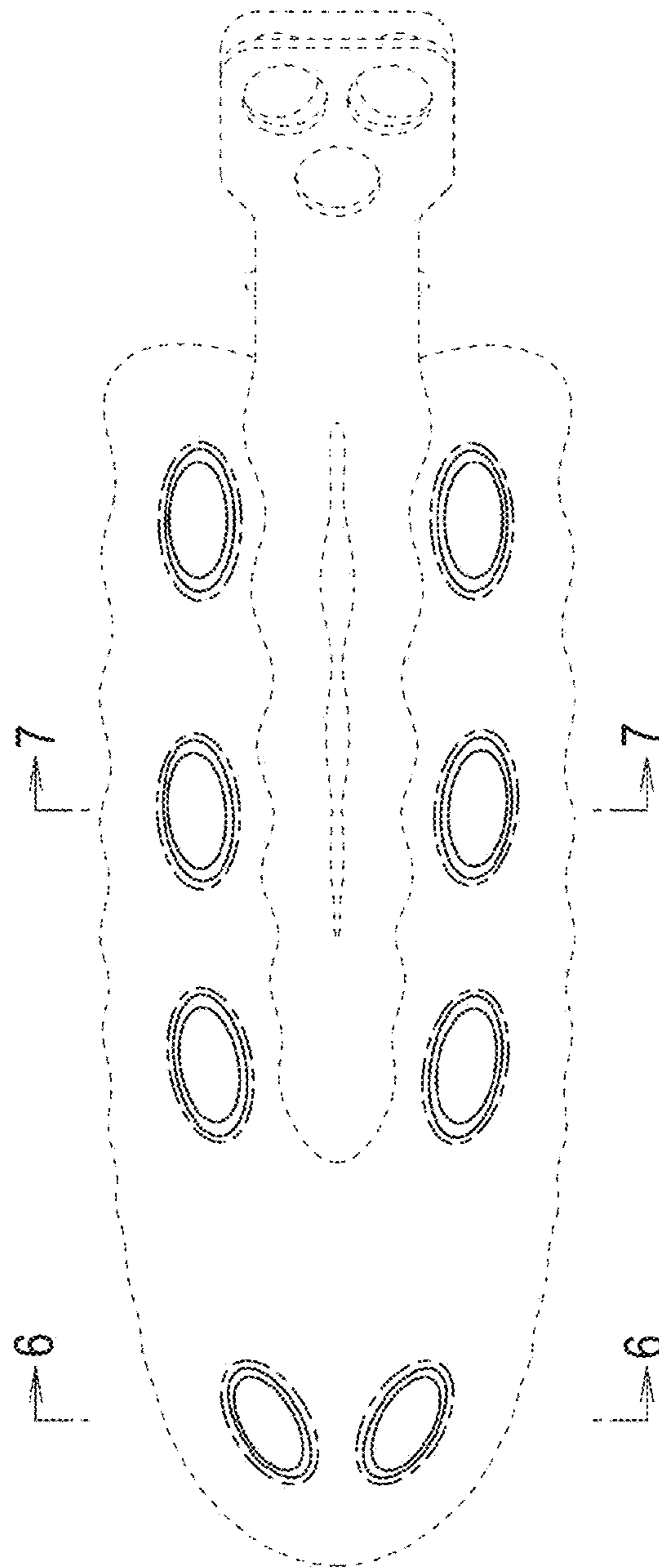


FIG. 1

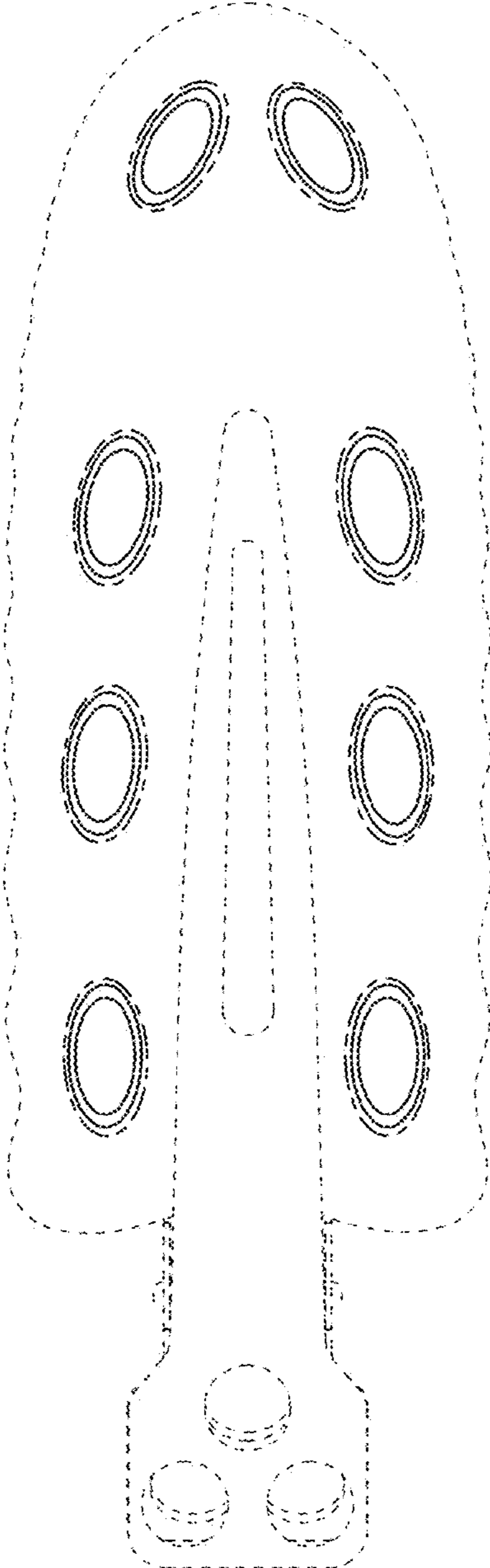


FIG. 2

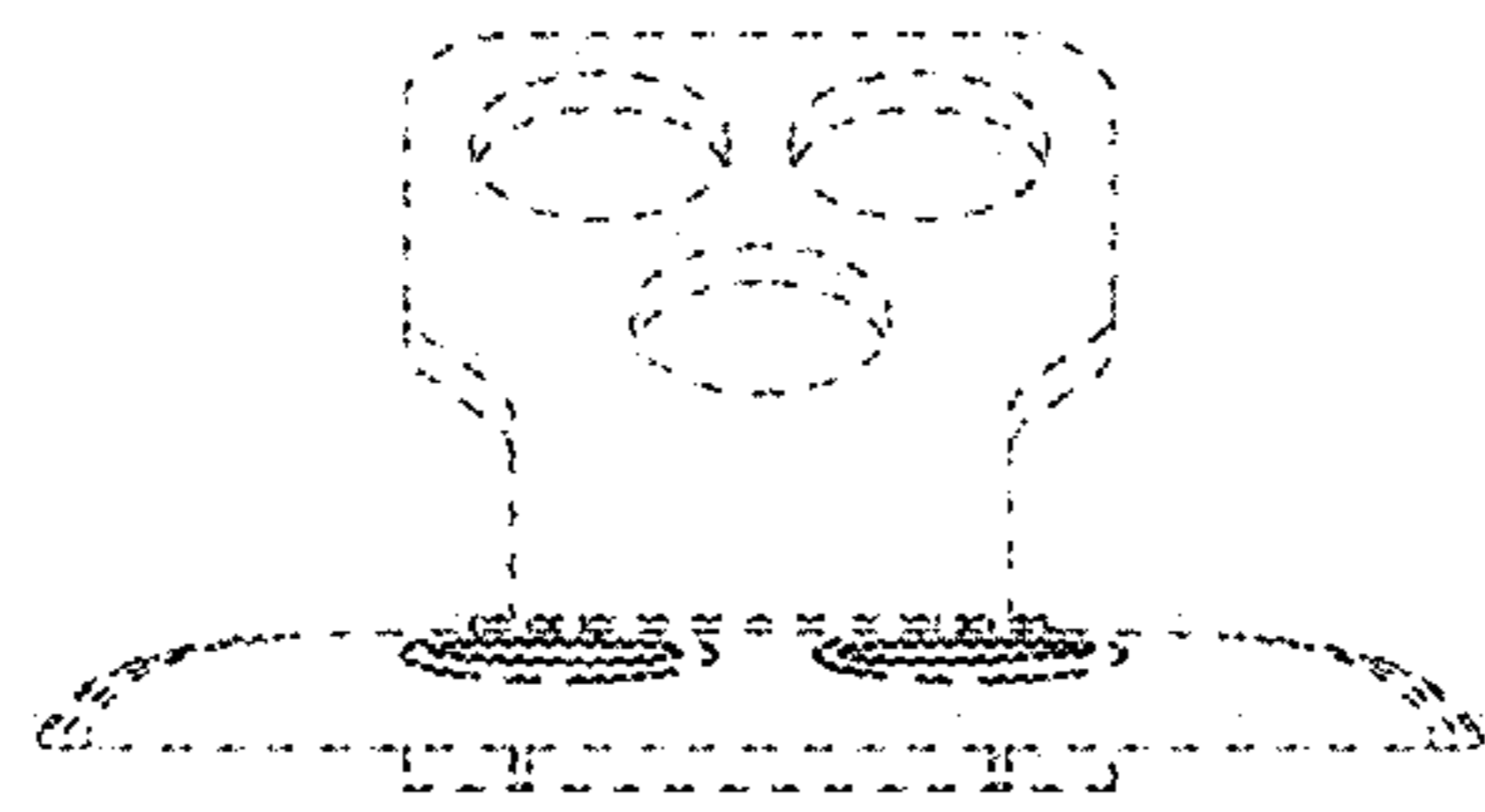


FIG. 3

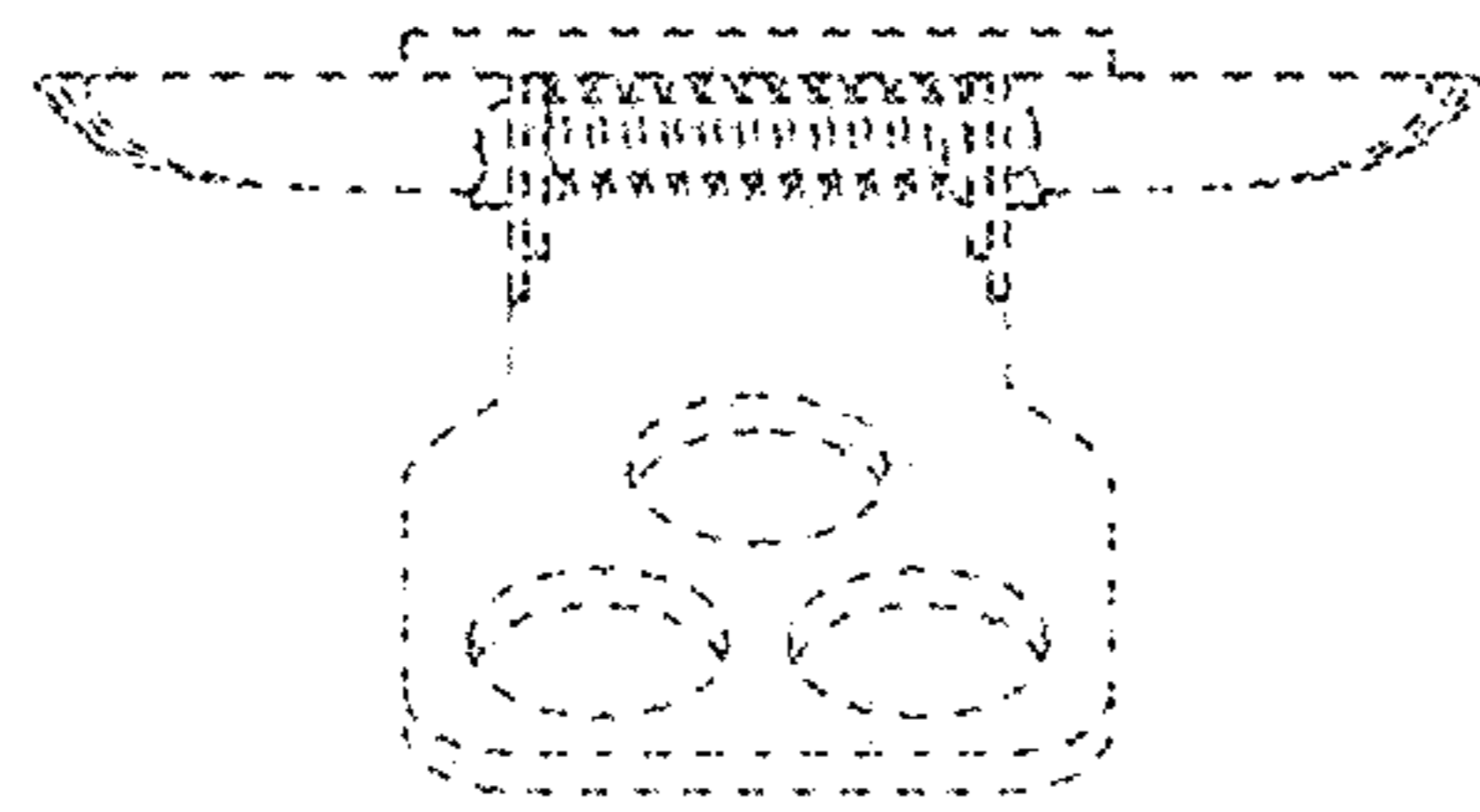


FIG. 4




FIG. 5

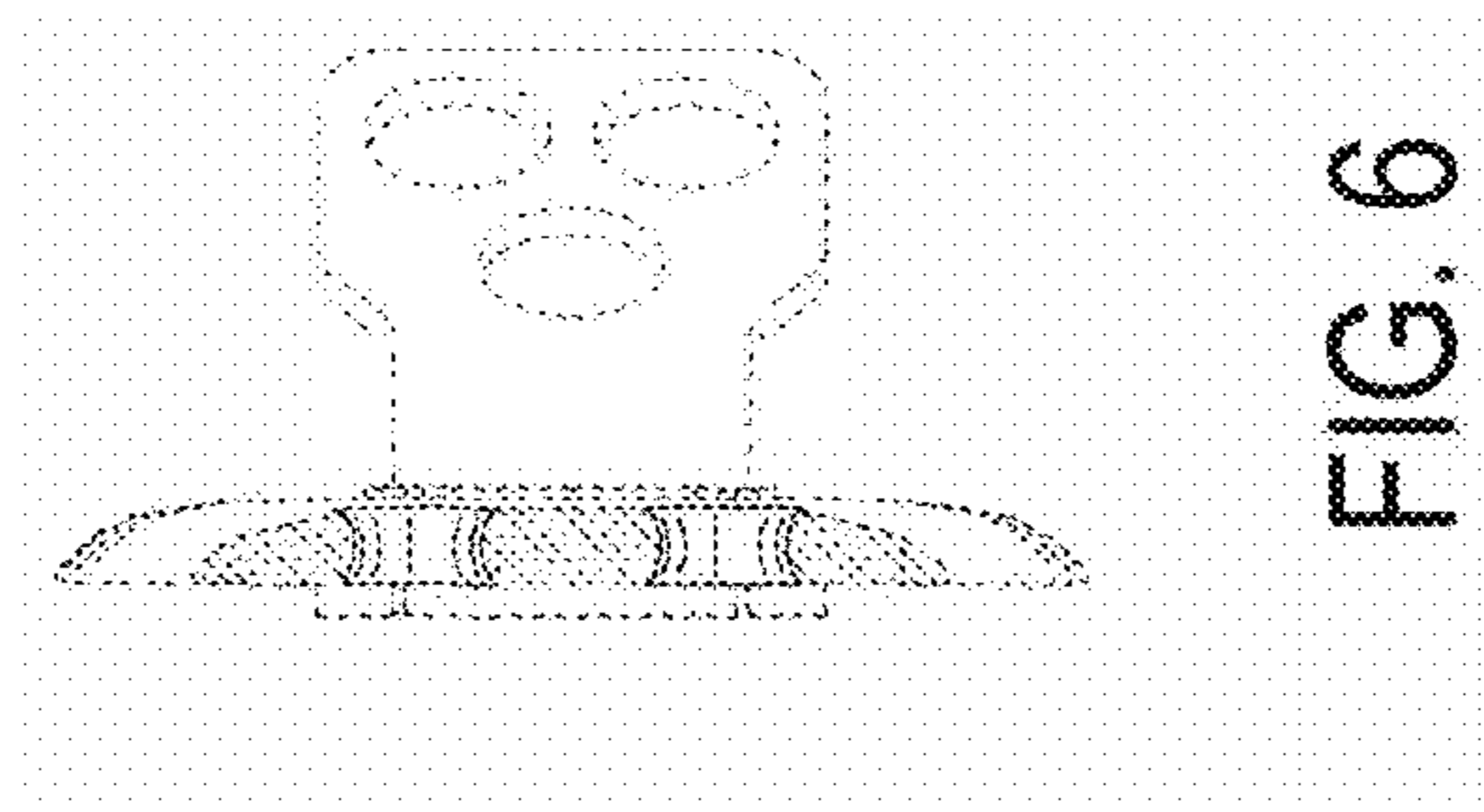


FIG. 6






FIG. 7

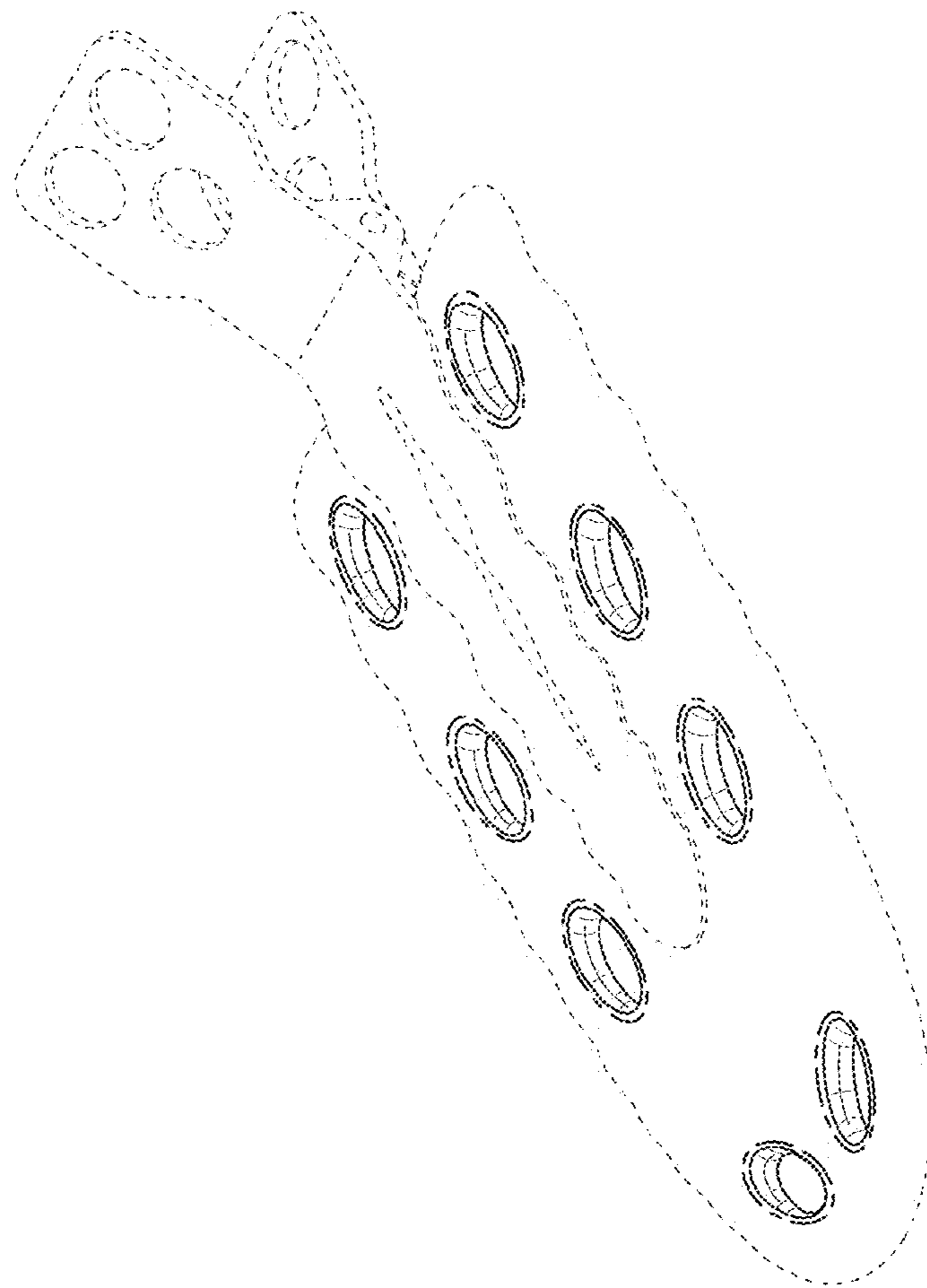


FIG. 8