



US00D884268S

(12) **United States Design Patent** (10) **Patent No.:** **US D884,268 S**
Deng et al. (45) **Date of Patent:** **** May 12, 2020**

(54) **ELECTRONIC CIGARETTE**
(71) Applicant: **SHENZHEN FIRST UNION TECHNOLOGY CO., LTD.**,
Shenzhen, Guangdong Province (CN)
(72) Inventors: **Yindeng Deng**, Shenzhen (CN);
Chunyang Guo, Shenzhen (CN);
Yonghai Li, Shenzhen (CN); **Zhongli Xu**, Shenzhen (CN)
(73) Assignee: **SHENZHEN FIRST UNION TECHNOLOGY CO., LTD.**,
Shenzhen, Guangdong Province (CN)

D729,440 S ‡ 5/2015 Liu D27/101
D731,112 S ‡ 6/2015 Li D27/101
D749,261 S * 2/2016 Chen D27/162
D751,249 S ‡ 3/2016 Chen D27/101
D758,650 S * 6/2016 Wu D27/101
D771,307 S ‡ 11/2016 Wu D27/101
D778,492 S ‡ 2/2017 Liu D27/101
D780,372 S ‡ 2/2017 Liu D27/101
D783,117 S ‡ 4/2017 Gilbarte D27/117
D784,609 S * 4/2017 Liu D27/101
D792,022 S ‡ 7/2017 Li D27/161
D802,207 S * 11/2017 Bramley D27/170
D803,475 S * 11/2017 Scheiber D27/101

(Continued)

(**) Term: **15 Years**

Primary Examiner — Susan Bennett Hattan
Assistant Examiner — Rebecca Tsehaye
(74) *Attorney, Agent, or Firm* — Cheng-Ju Chiang

(21) Appl. No.: **29/688,515**

(22) Filed: **Apr. 22, 2019**

(57) **CLAIM**

Related U.S. Application Data

The ornamental design for an electronic cigarette, as shown and described.

(62) Division of application No. 29/609,381, filed on Jun. 29, 2017, now Pat. No. Des. 849,318.

(51) **LOC (12) Cl.** **27-02**

(52) **U.S. Cl.**
USPC **D27/162**

DESCRIPTION

(58) **Field of Classification Search**
USPC D27/162, 100, 101, 163–165, 172,
D27/174–176, 183, 186–192, 194, 185;
D24/110, 108, 210, 110.5; 131/273, 274,
131/191, 330, 328, 329; 128/202.21,
128/203.12
CPC A24F 47/002; A24F 47/004; A24F 47/006;
A24F 47/008; A24F 9/00; A61M 15/06
See application file for complete search history.

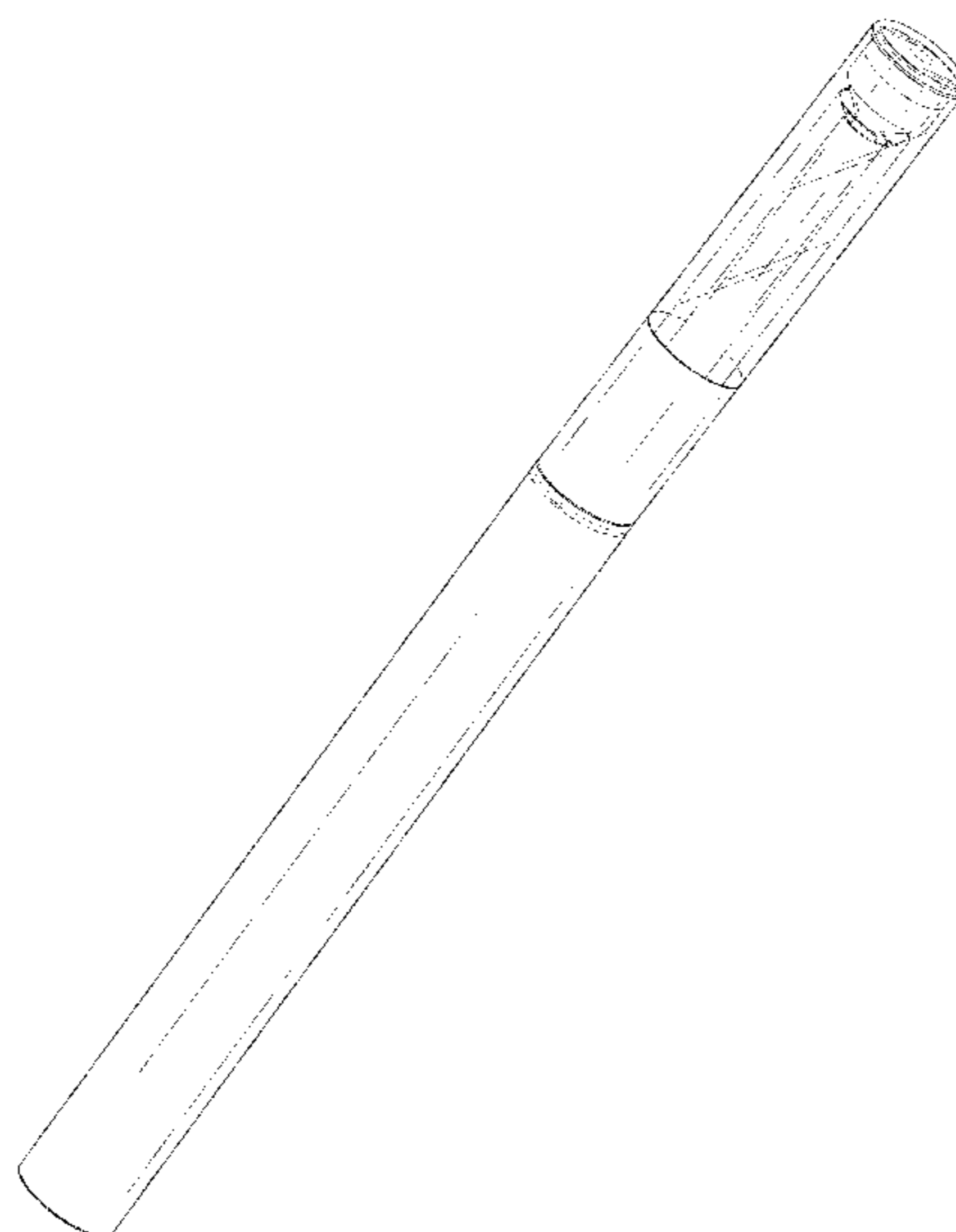
FIG. 1 is a perspective view of an electronic cigarette in accordance with our invention;
FIG. 2 is a front elevational view of the electronic cigarette of FIG. 1;
FIG. 3 is a back elevational view thereof;
FIG. 4 is a left elevational view thereof;
FIG. 5 is a right elevational view thereof;
FIG. 6 is a top plan view thereof; and,
FIG. 7 is a bottom plan view thereof.
The broken lines in the drawings depict portions of the electronic cigarette that form no part of the claimed design. The diagonal shading lines shown in drawings are intended to show transparency.

(56) **References Cited**

U.S. PATENT DOCUMENTS

8,499,766 B1 * 8/2013 Newton A24F 47/002
131/273
D727,562 S ‡ 4/2015 Li D27/101

1 Claim, 7 Drawing Sheets



(56)

References Cited

U.S. PATENT DOCUMENTS

D806,943	S	‡	1/2018	Liu	D27/101
D811,004	S	*	2/2018	Yamada	D27/101
D811,652	S	‡	2/2018	Liu	D27/167
D817,544	S	*	5/2018	Chen	D27/167
D821,028	S	*	6/2018	Tucker	D27/101
D834,743	S	*	11/2018	Tucker	D27/101
D849,317	S	*	5/2019	Qiu	D27/162
D849,318	S	*	5/2019	Deng	D27/162
10,285,448	B2	*	5/2019	Li	A24F 47/008
2018/0027881	A1	‡	2/2018	Chen	A24F 47/008

* cited by examiner

‡ imported from a related application




FIG. 1




FIG. 2




FIG. 3

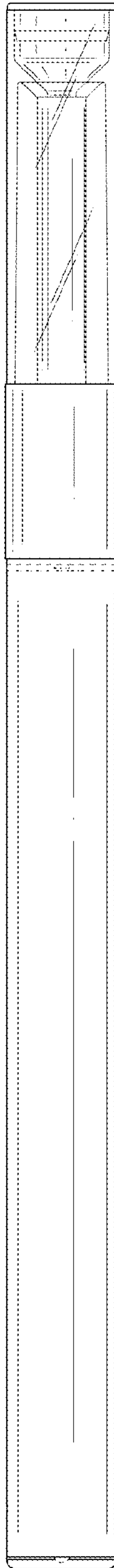


FIG. 4




FIG. 5

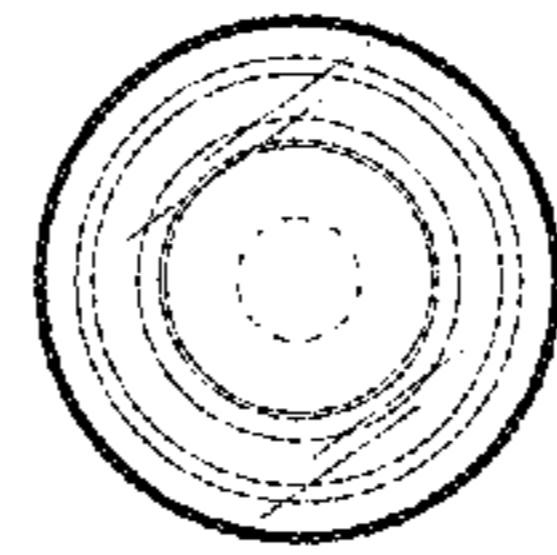


FIG. 6

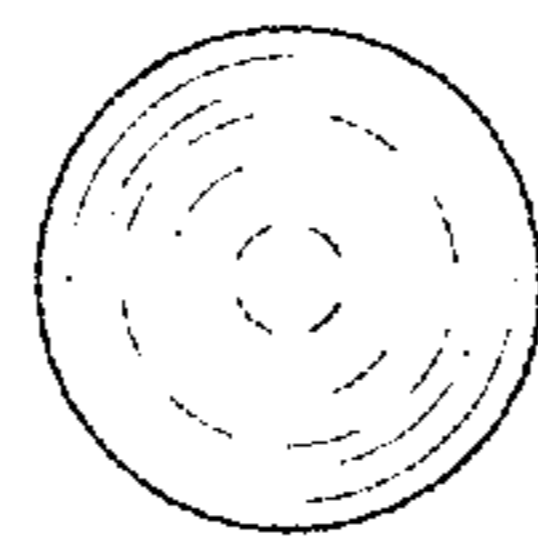


FIG. 7