



US00D884266S

(12) **United States Design Patent**  
**Wang**

(10) **Patent No.:** **US D884,266 S**

(45) **Date of Patent:** **\*\* May 12, 2020**

- (54) **ELECTRONIC CIGARETTE**
- (71) Applicant: **Shenzhen Smoore Technology Limited**, Shenzhen, Guandong (CN)
- (72) Inventor: **Jianliang Wang**, Guandong (CN)
- (73) Assignee: **SHENZHEN SMOORE TECHNOLOGY LIMITED**, Shenzhen (CN)
- (\*\*) Term: **15 Years**
- (21) Appl. No.: **29/663,911**
- (22) Filed: **Sep. 20, 2018**

D735,316 S *	7/2015	Steelman	.....	D24/110
D769,520 S *	10/2016	Hua	.....	D27/167
D790,683 S *	6/2017	Formica	.....	D24/108
D800,501 S *	10/2017	Rummel	.....	D7/509
D808,073 S *	1/2018	Leidel	.....	D27/162
D816,267 S *	4/2018	Fornarelli	.....	D27/101
D819,457 S *	6/2018	Tucker	.....	D9/772
D823,537 S *	7/2018	Beaver	.....	D27/191
D824,100 S *	7/2018	Scott	.....	D27/172
D829,981 S *	10/2018	Chen	.....	D27/162
D831,269 S *	10/2018	Qiu	.....	D27/162
D834,746 S *	11/2018	Liu	.....	D27/162
D837,968 S *	1/2019	Formica	.....	D24/108
D843,052 S *	3/2019	Powell	.....	D27/163
D844,892 S *	4/2019	Reaux	.....	D27/186
D851,328 S *	6/2019	Smith	.....	D27/162

\* cited by examiner

(30) **Foreign Application Priority Data**

Jun. 6, 2018 (CN) ..... 2018 3 0282489

(51) **LOC (12) Cl.** ..... **27-02**

(52) **U.S. Cl.**  
USPC ..... **D27/162**

(58) **Field of Classification Search**  
 USPC ..... D27/162, 100, 101, 163–165, 172,  
 D27/174–176, 183, 185–192, 194;  
 D24/110, 110.5; D7/300, 300.1, 500,  
 D7/509, 514, 900; D9/738, 763, 767,  
 D9/776, 772, 778, 780; 128/202.21,  
 128/203.12; 131/191, 329, 330, 273, 270,  
 131/360–365; 220/253  
 CPC .... A24F 47/002; A24F 47/004; A24F 47/006;  
 A24F 47/008; A61M 15/00; A61M 15/06  
 See application file for complete search history.

(56) **References Cited**

**U.S. PATENT DOCUMENTS**

D681,267 S *	4/2013	Touzjian	.....	D27/162
D729,366 S *	5/2015	Kauss	.....	D23/360

*Primary Examiner* — Susan Bennett Hattan  
*Assistant Examiner* — Rebecca Tsehaye

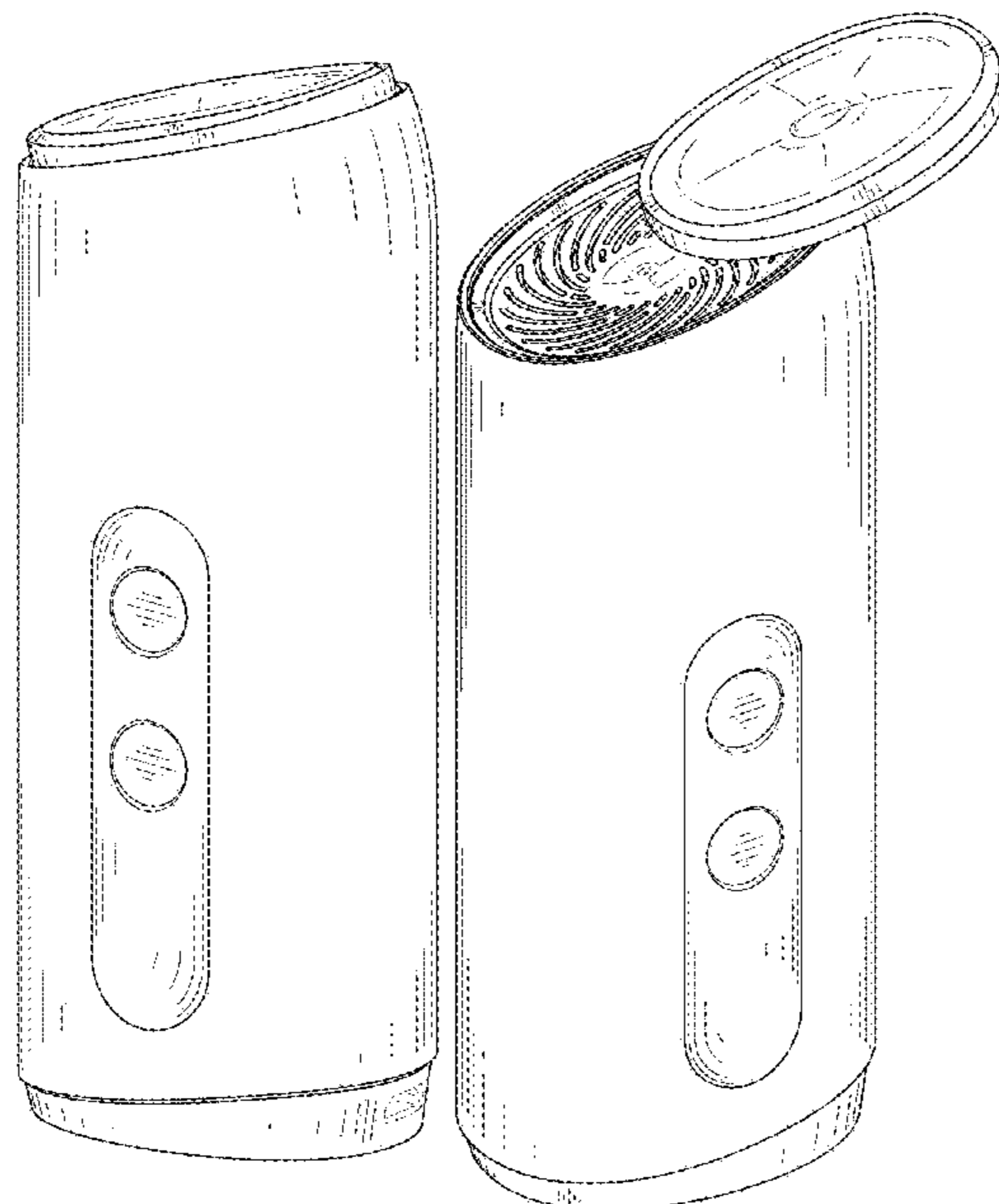
(57) **CLAIM**

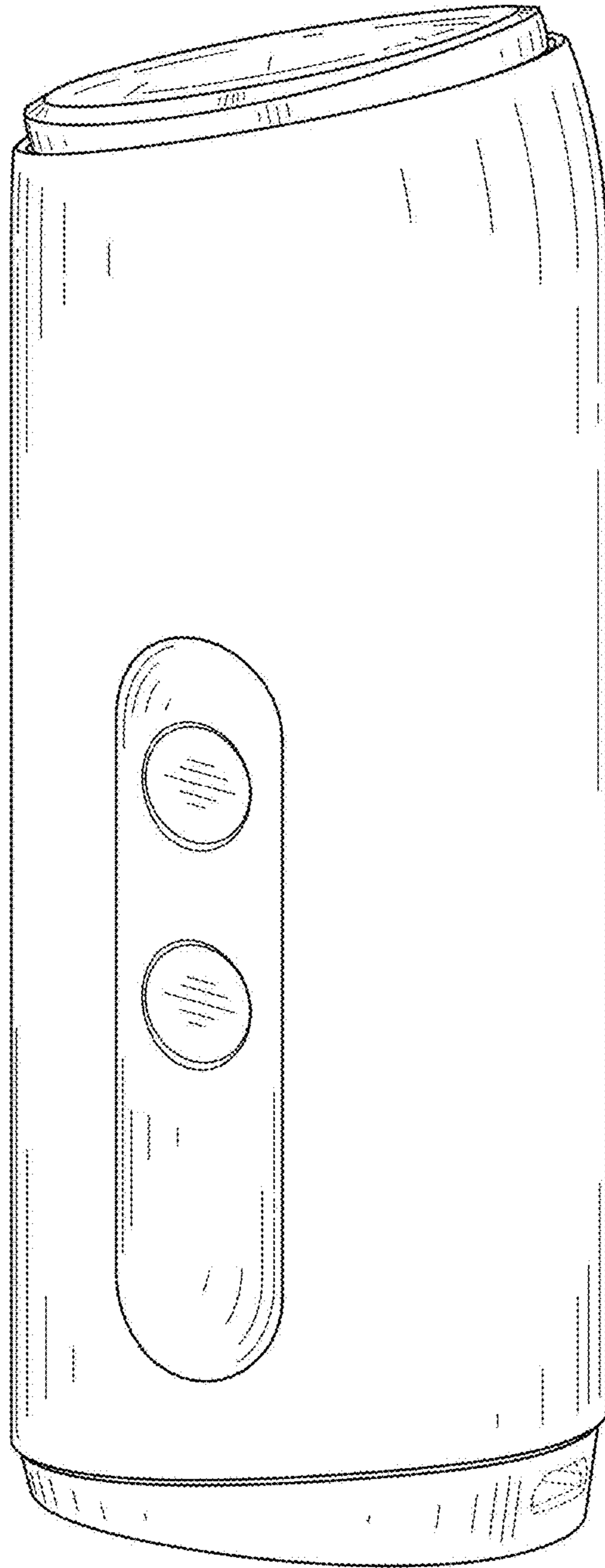
The ornamental design for an electronic cigarette, as shown and described.

**DESCRIPTION**

FIG. 1 is a first perspective view of an electronic cigarette; FIG. 2 is a second perspective view of the electronic cigarette; FIG. 3 is a front elevational view thereof; FIG. 4 is a rear elevational view thereof; FIG. 5 is a left side elevational view thereof; FIG. 6 is a right side elevational view thereof; FIG. 7 is a top plan view thereof; FIG. 8 is a bottom plan view thereof; and, FIG. 9 is a perspective view shown in a state of use. The broken lines in the drawings depict portions of the electronic cigarette that form no part of the claimed design.

**1 Claim, 9 Drawing Sheets**

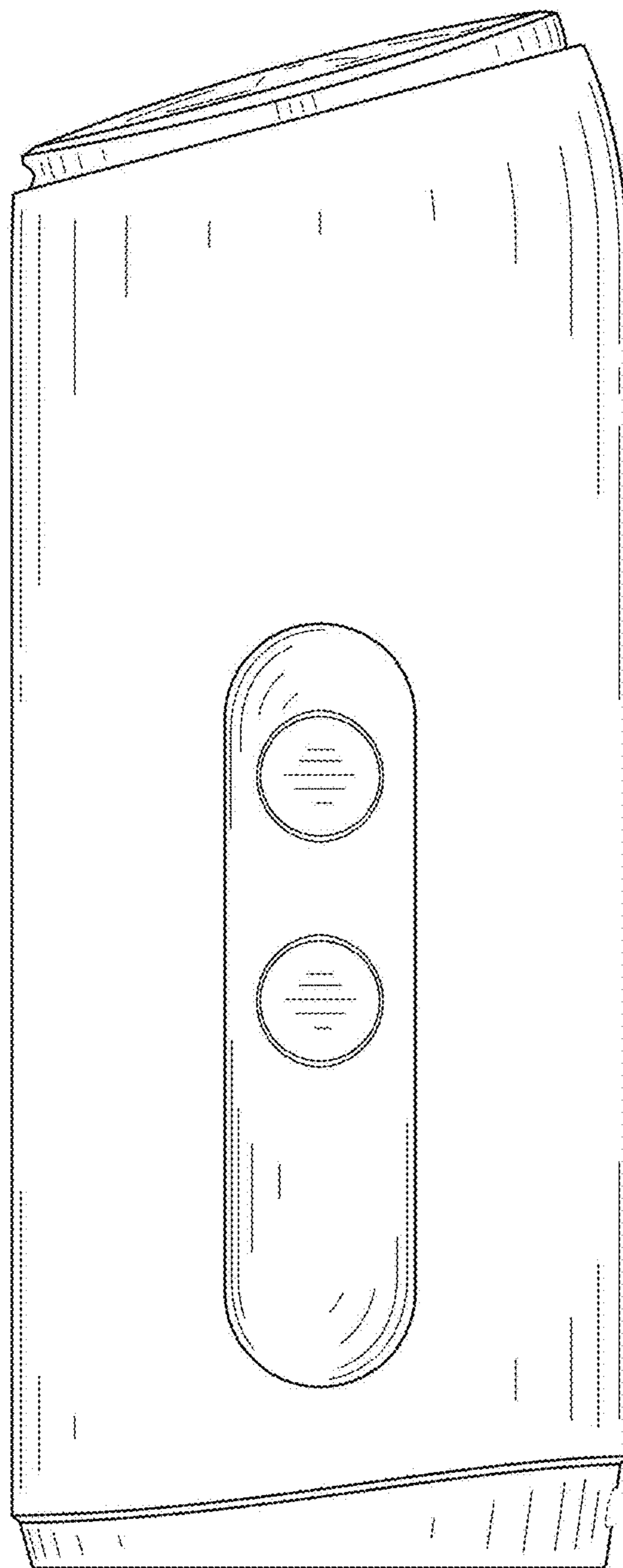





*Fig. 1*



*Fig. 2*

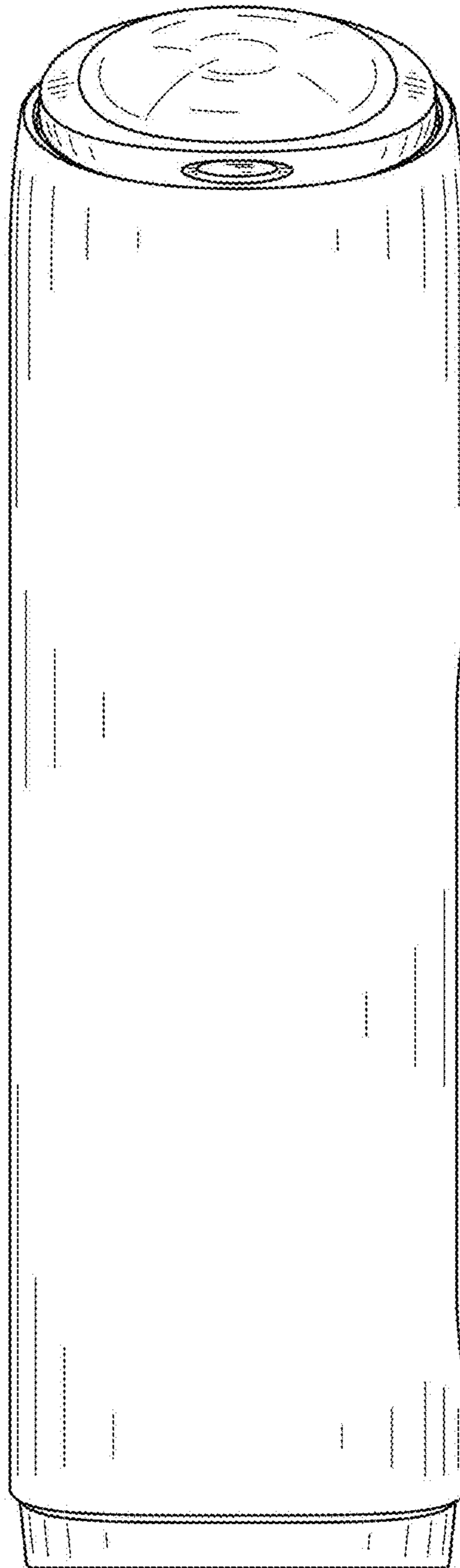


*Fig. 3*

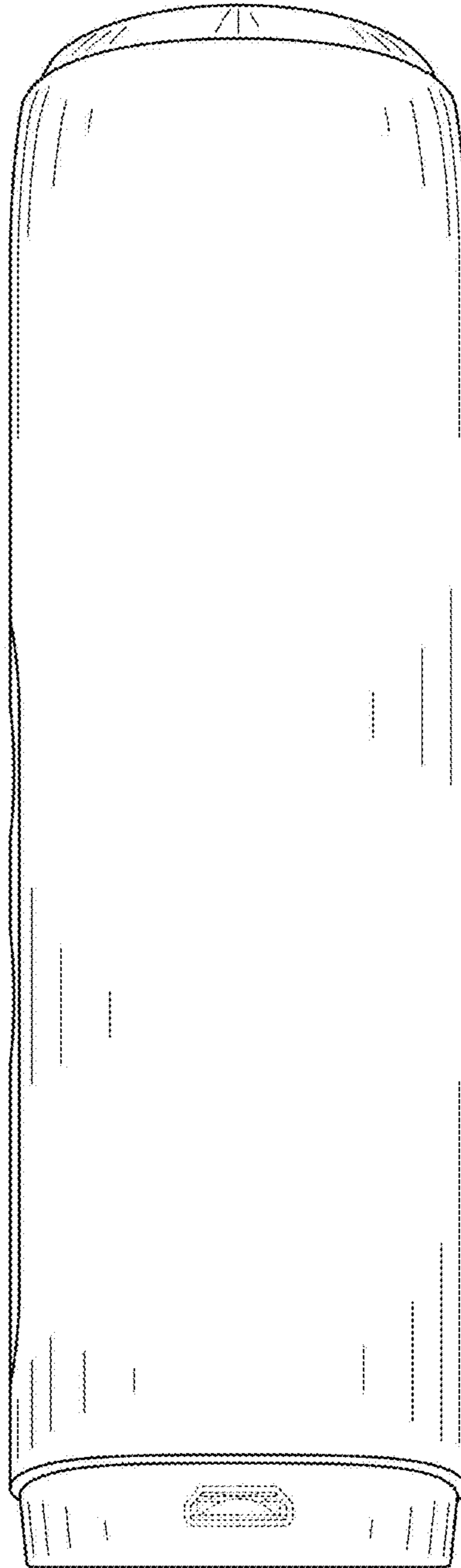


*Fig. 4*

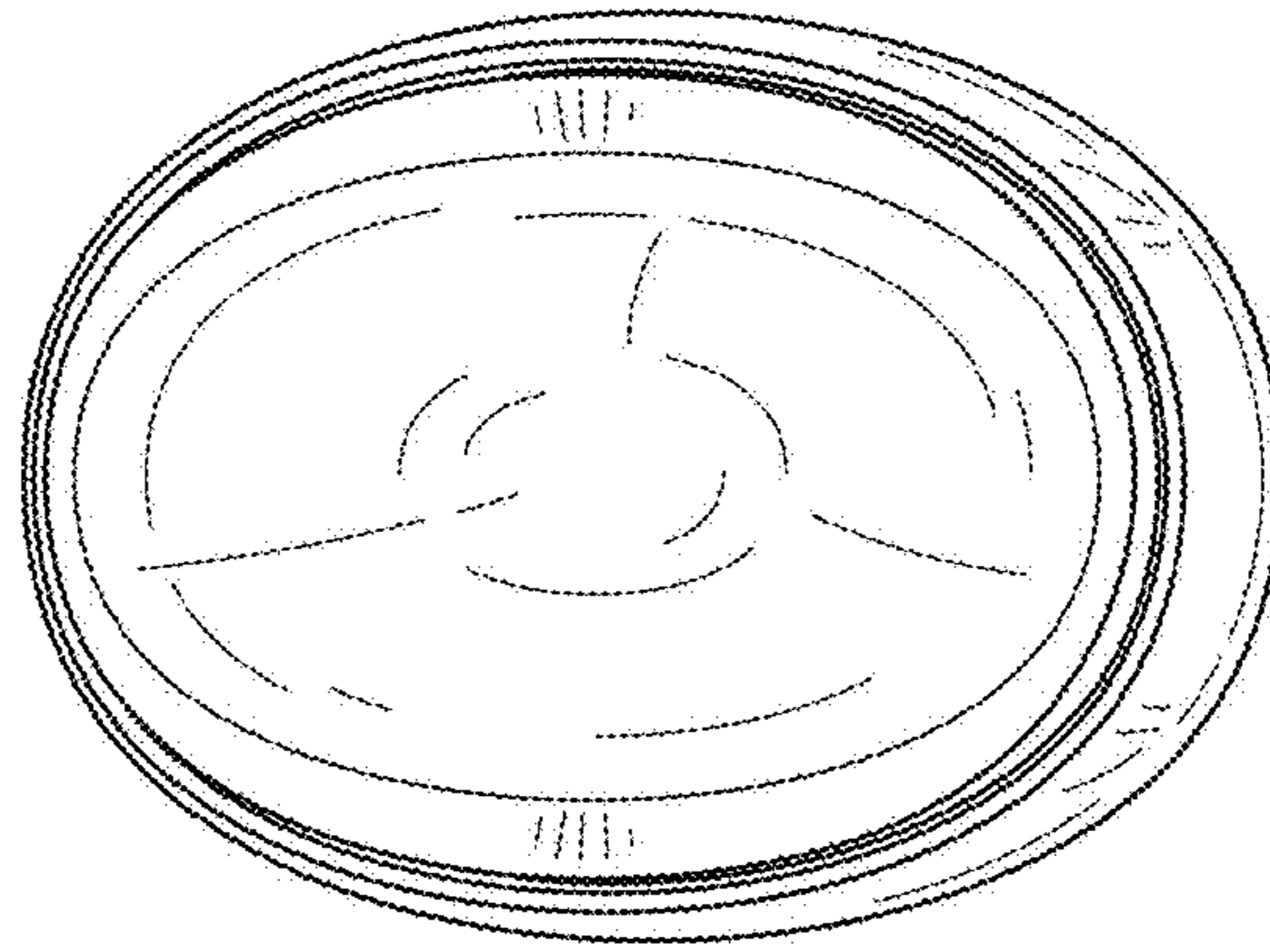




*Fig. 5*

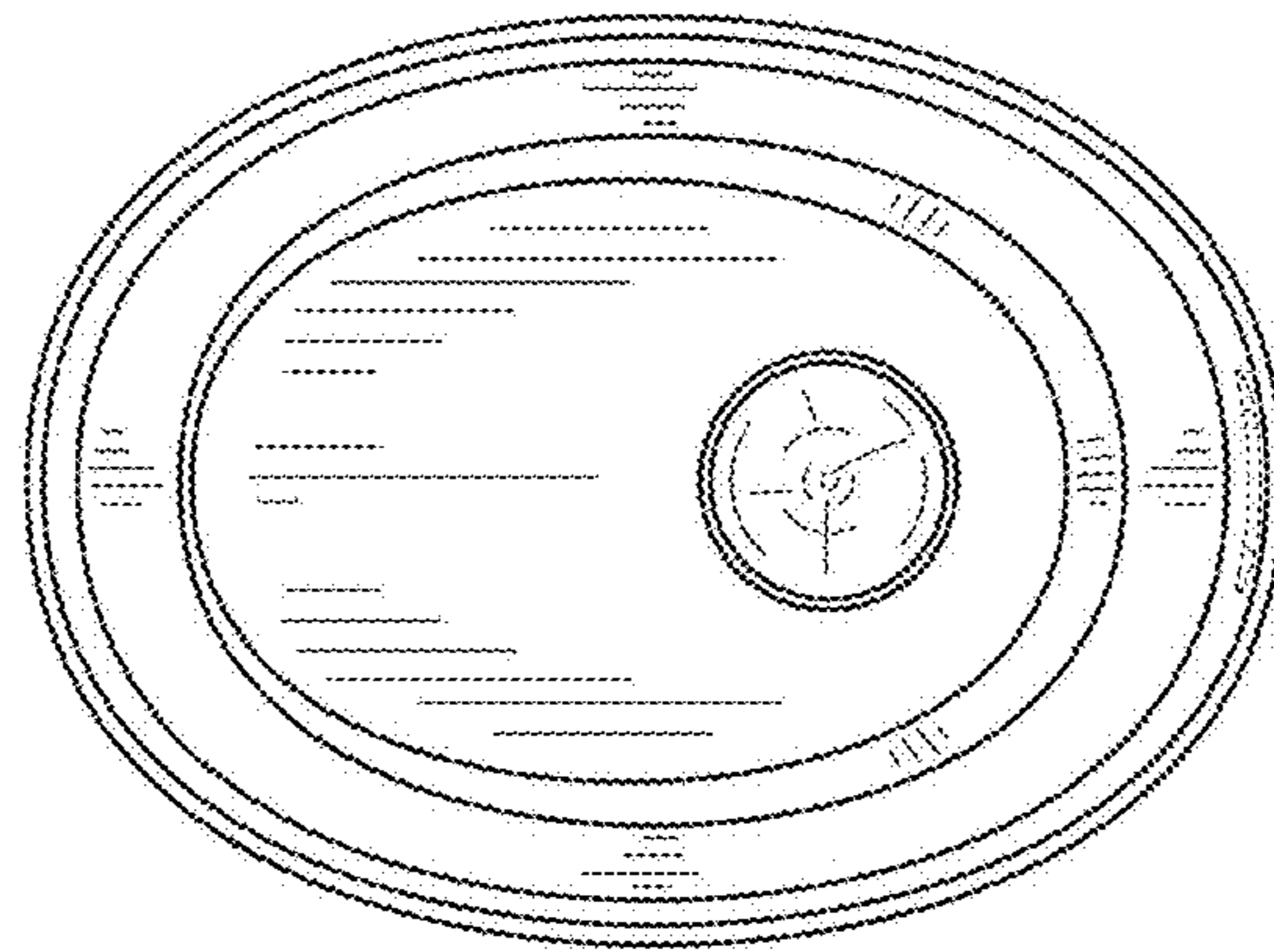


*Fig. 6*

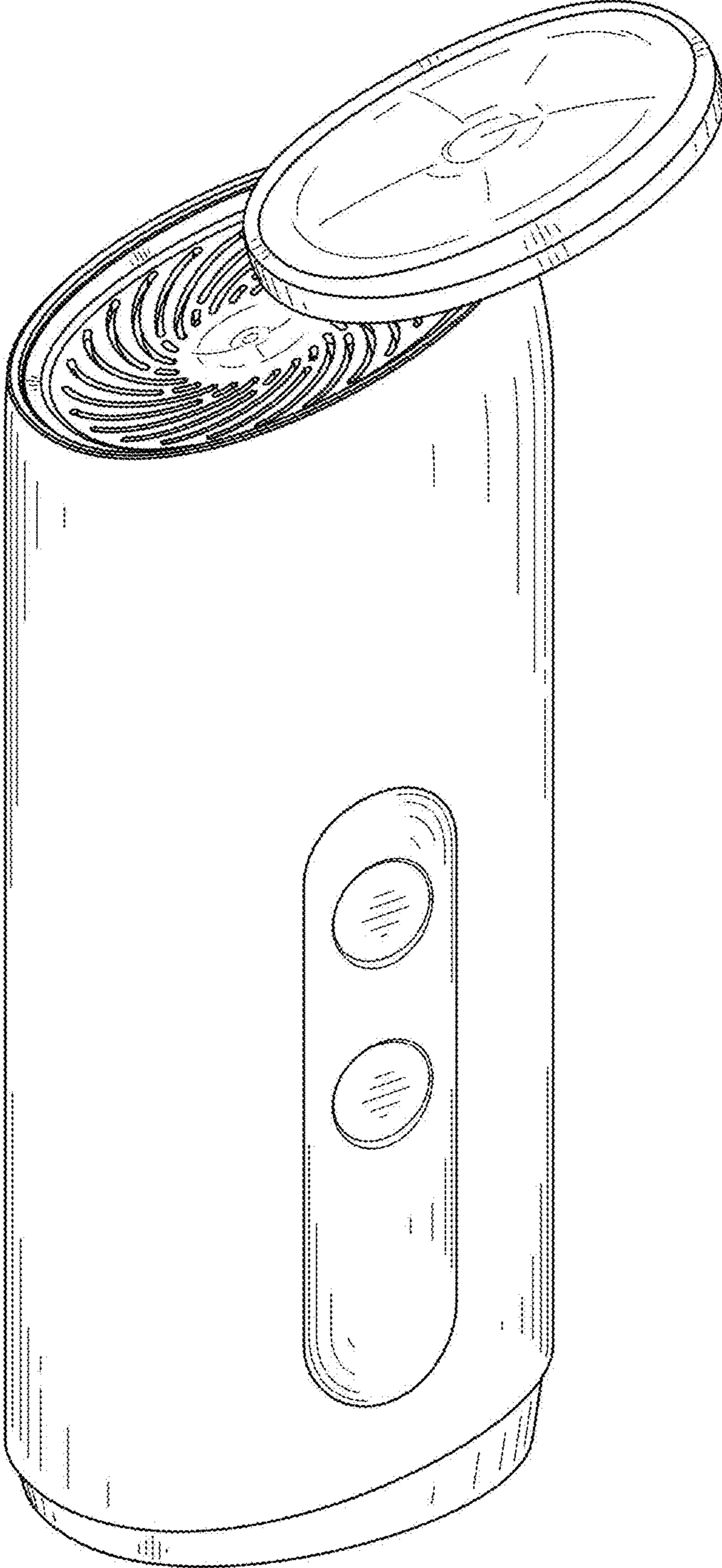


*Fig. 7*





*Fig. 8*



*Fig. 9*