



US00D884255S

(12) **United States Design Patent** (10) **Patent No.:** **US D884,255 S**
Neuer et al. (45) **Date of Patent:** **** May 12, 2020**

(54) **LIGHT FIXTURE**
(71) Applicant: **Hubbell Incorporated**, Shelton, CT (US)

D498,871 S * 11/2004 Benensohn D26/89
D534,664 S * 1/2007 Geens D26/128
D541,975 S * 5/2007 Isaacson D26/128
D571,034 S * 6/2008 Goetz-Schaefer D26/85
D581,089 S * 11/2008 St-Hilaire D26/118

(Continued)

(72) Inventors: **Michael Neuer**, Covina, CA (US);
Tomi Lin, Irvine, CA (US); **Syed Raza**,
Rancho Palos Verdes, CA (US); **Dean**
Dal Ponte, Glendale, CA (US);
Prathika Appaiah, Pasadena, CA (US);
Paul Lewis, Greenville, SC (US)

FOREIGN PATENT DOCUMENTS

EM 002702605-0001 * 5/2015
JP D1439284 * 4/2012
KR 300407103.0000 * 2/2006

(73) Assignee: **Hubbell Incorporated**, Shelton, CT (US)

OTHER PUBLICATIONS

Kim Lighting PGL8 Spec Sheet https://hubbellcdn.com/specsheet/kl_pgl8_spec.pdf Jul. 2, 2019 (Year: 2019).*

(Continued)

(**) Term: **15 Years**

Primary Examiner — Leanne Was-Englehart

(21) Appl. No.: **29/646,740**

(74) *Attorney, Agent, or Firm* — Michael Best & Friedrich, LLP

(22) Filed: **May 7, 2018**

(51) **LOC (12) Cl.** **26-03**

(52) **U.S. Cl.**
USPC **D26/118**

(57) **CLAIM**

We claim the ornamental design for a light fixture, as shown and described.

(58) **Field of Classification Search**
USPC D26/72, 85, 88, 89, 138, 142, 149, 152
CPC F21S 2/00; F21S 4/00; F21S 4/008; F21S
6/00; F21S 8/00; F21S 8/024; F21S
8/026; F21S 8/031; F21S 8/033; F21S
8/035-037; F21S 8/04; F21S 8/043; F21S
8/063

DESCRIPTION

See application file for complete search history.

FIG. 1 is a perspective view of a light fixture showing our new design.

FIG. 2 is another perspective view of the light fixture shown in FIG. 1.

FIG. 3 is a side view of the light fixture shown in FIG. 1.

FIG. 4 is a side view of the light fixture shown in FIG. 1, coupled to a support member; and,

FIG. 5 is a bottom plan view of the light fixture shown in FIG. 1.

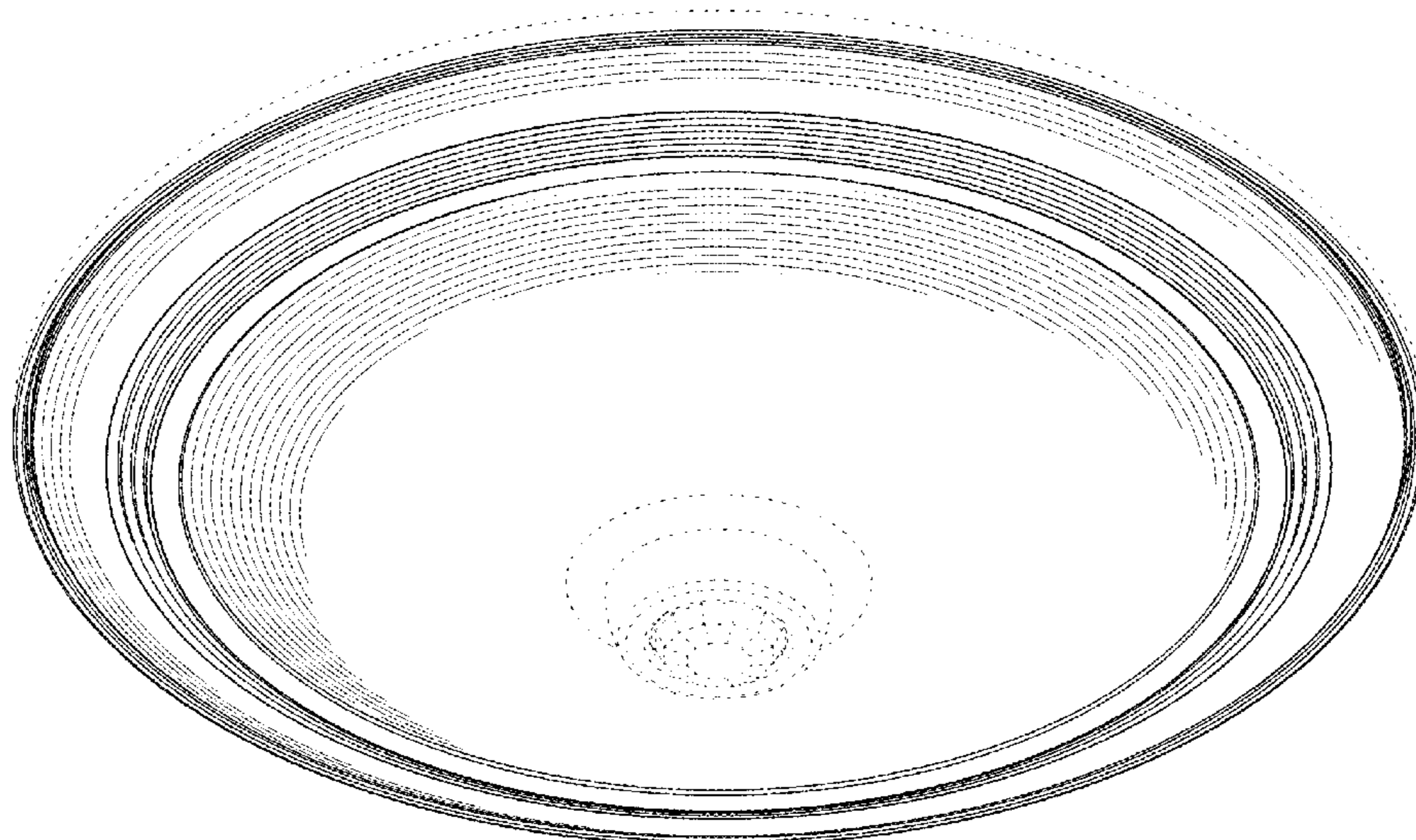
The broken lines shown in the drawings illustrate portions that form no part of the claimed design. The support member, which is shown in broken lines in FIG. 4, forms no part of the claimed design.

(56) **References Cited**

U.S. PATENT DOCUMENTS

D166,316 S * 4/1952 Juergens D26/63
D391,661 S * 3/1998 Pan D26/86
D400,278 S * 10/1998 Binsukor D26/67
D405,206 S * 2/1999 Taylor D26/67
D428,180 S * 7/2000 Orellana D26/67
D459,466 S * 6/2002 Hsieh D23/411
D469,211 S * 1/2003 Homann D26/118
D475,802 S * 6/2003 Homann D26/118

1 Claim, 5 Drawing Sheets



(56)

References Cited

U.S. PATENT DOCUMENTS

D584,850 S *	1/2009	Itiravivong	D26/128
D656,264 S *	3/2012	Janssen	D26/85
D662,648 S *	6/2012	Whiting	D26/36
D681,249 S *	4/2013	Tom	D23/411
D693,046 S *	11/2013	Hokazono	D26/89
D797,980 S *	9/2017	Maxik	D26/89
D830,611 S *	10/2018	Boissevain	D26/89
D837,443 S *	1/2019	Slaatto	D26/118

OTHER PUBLICATIONS

Kenall Mfg. Co., TEKDEK TD17 Series Product Features and Specifications, copyright 2016 (4 pages).

Amerlux, LLC, Chaperone LED Garage Luminaire Features and Product Overview (2 pages).

Acuity Brands Lighting, Inc. PGX LED Parking Garage Specifications, copyright 2012-2018 (3 pages).

Philips, Gardco Garage & Canopy SoftView Specifications, copyright 2018 (12 pages).

Cree, IG Series LED Parking Structure Luminaire Specifications, copyright 2017 (8 pages).

Eaton Cooper Lighting, TopTier LED Parking Garage and Canopy Luminaire Specification, copyright 2015 (12 pages).

Kim Lighting, LED Parking Garage Luminaire Specifications, copyright 2017 (6 pages).

* cited by examiner

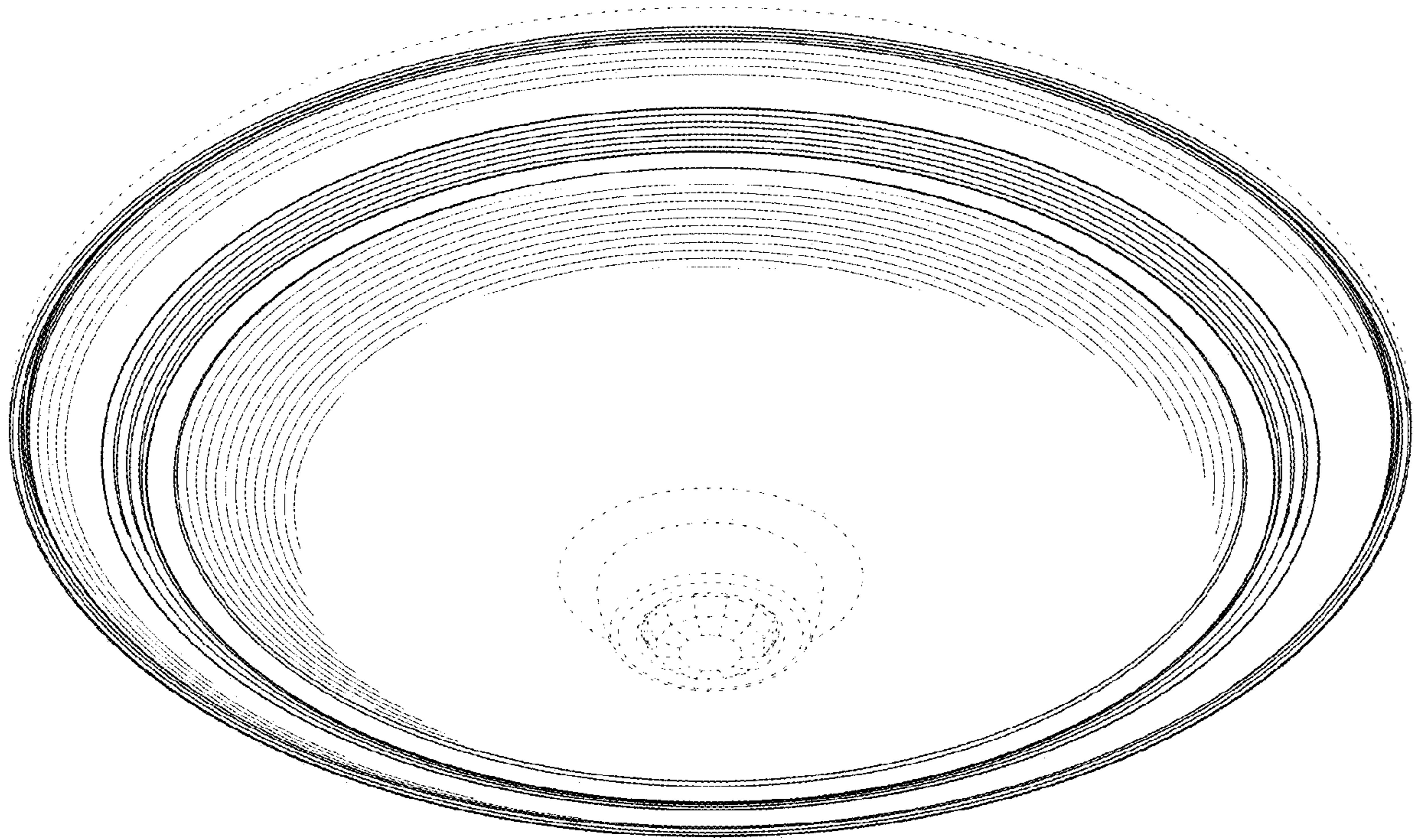


FIG. 1

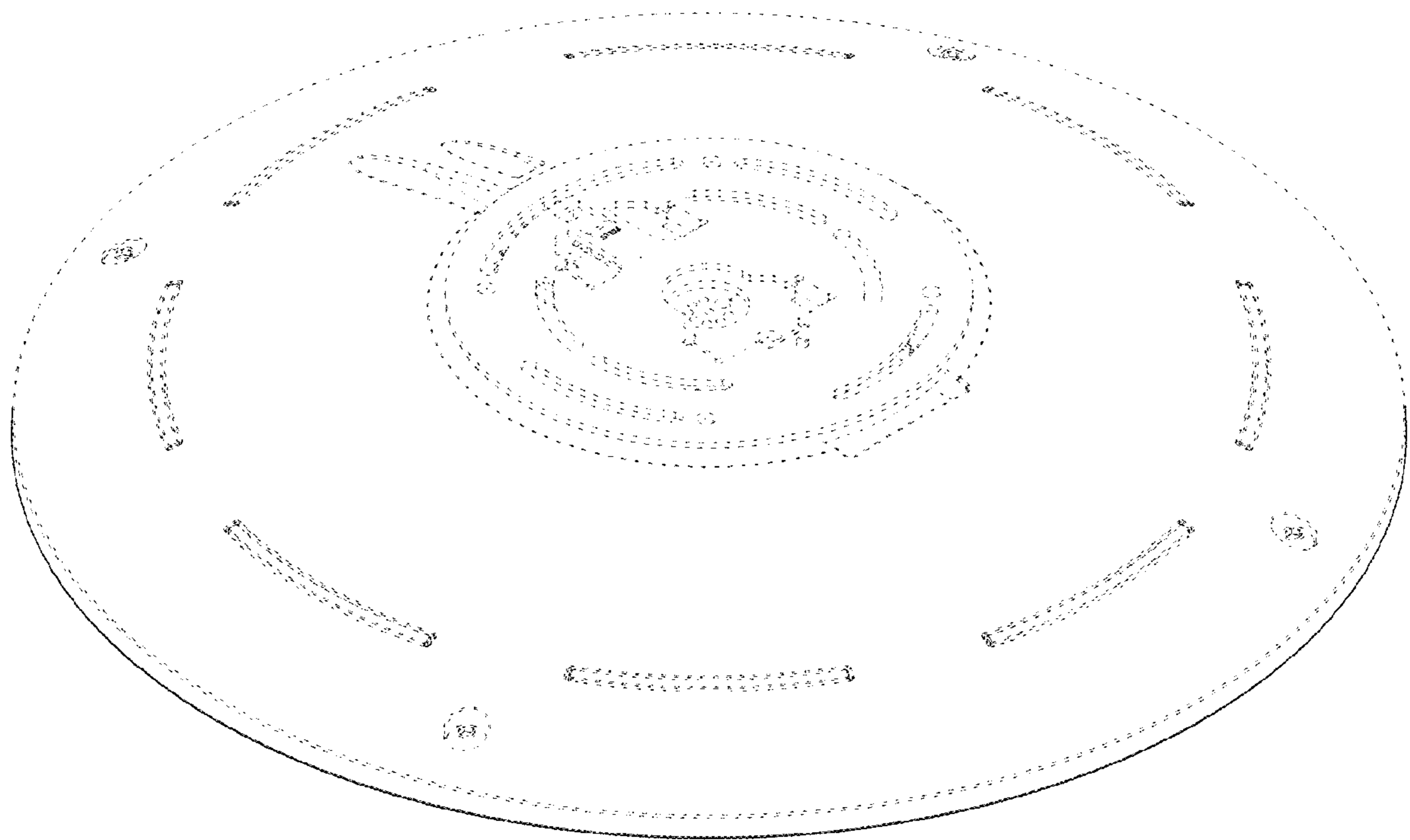


FIG. 2

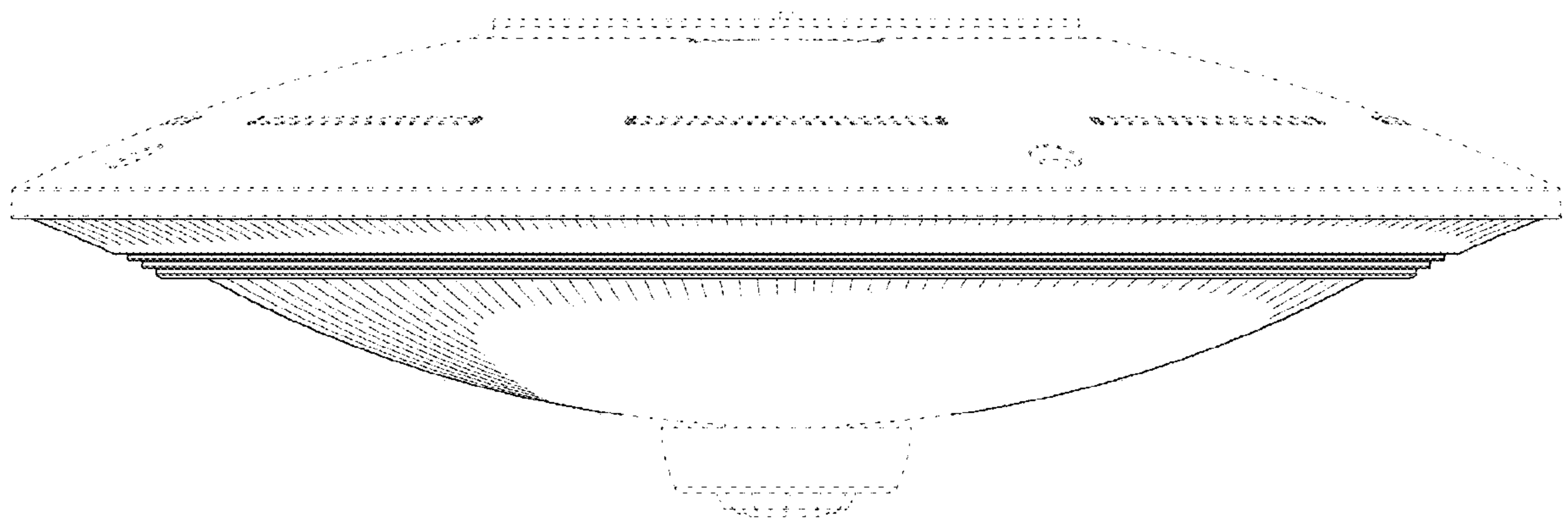


FIG. 3

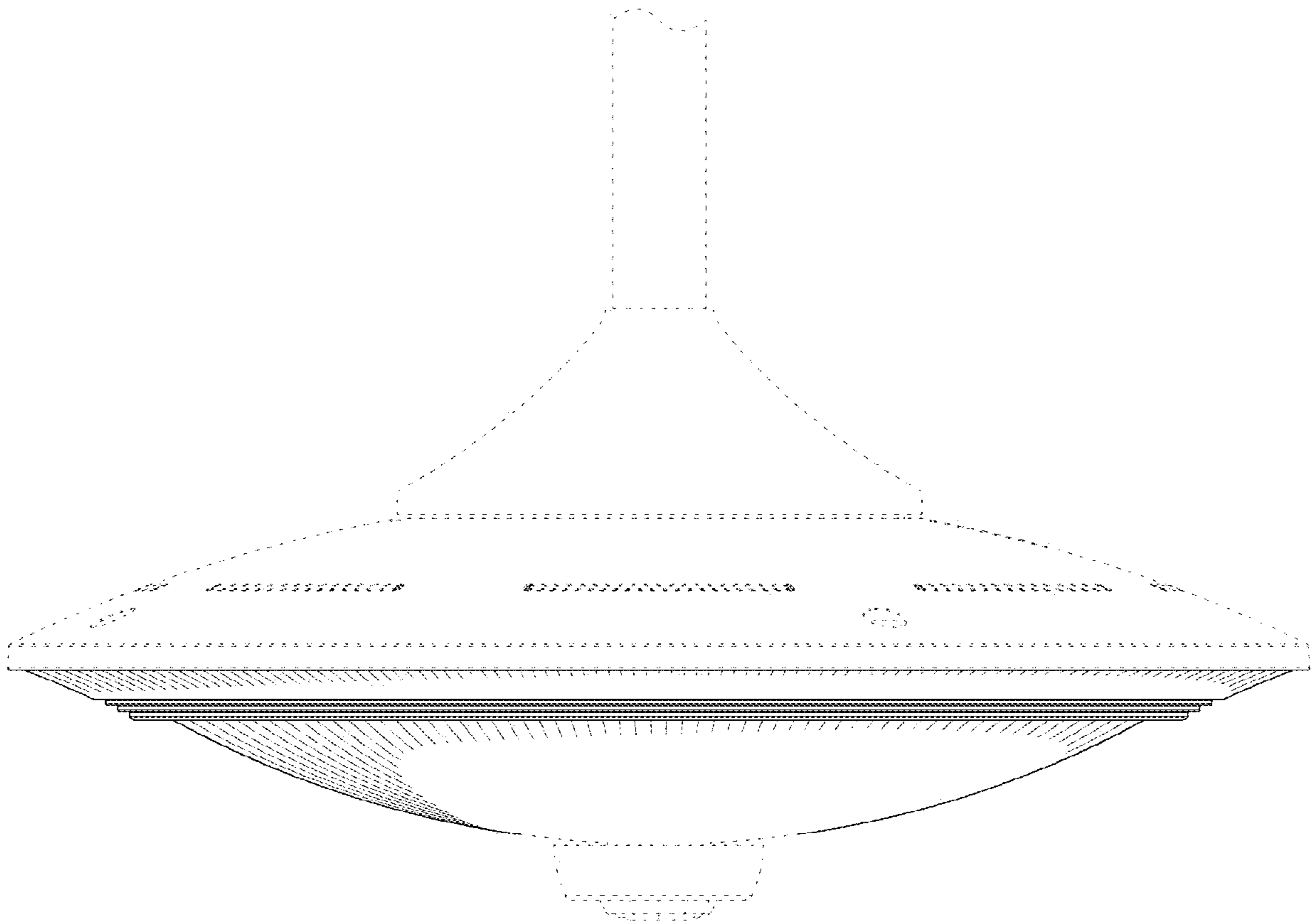


FIG. 4




FIG. 5