



US00D884175S

(12) **United States Design Patent** (10) **Patent No.:** **US D884,175 S**
Aubailly et al. (45) **Date of Patent:** **** May 12, 2020**

(54) **INTRAORAL SCANNER**

(56) **References Cited**

(71) Applicant: **3D Imaging and Simulation Corp. Americas**, Sterling, VA (US)

U.S. PATENT DOCUMENTS

(72) Inventors: **Mathieu Aubailly**, Washington, DC (US); **Sigrid Smitt**, Great Falls, VA (US); **Benjamin J. Schaub**, Alexandria, VA (US)

D674,091	S	*	1/2013	Carlson	D24/152
D780,182	S	*	2/2017	Klein	D24/152
D785,176	S	*	4/2017	Tseng	D24/152
D862,697	S	*	10/2019	Kenworthy	D24/152
2019/0247163	A1	*	8/2019	Wu	A61C 9/0053
2019/0282342	A1	*	9/2019	Aubailly	A61B 1/24

(73) Assignee: **3D IMAGING AND STIMULATION CORP. AMERICAS**, Sterling, VA (US)

* cited by examiner

(**) Term: **15 Years**

Primary Examiner — Wan Laymon

(21) Appl. No.: **29/649,000**

(74) *Attorney, Agent, or Firm* — Dunlap Bennett & Ludwig PLLC

(22) Filed: **May 25, 2018**

(57) **CLAIM**

The ornamental design for an intraoral scanner, as shown and described.

Related U.S. Application Data

DESCRIPTION

(63) Continuation of application No. 29/641,236, filed on Mar. 20, 2018, now abandoned, which is a continuation-in-part of application No. 15/925,093, filed on Mar. 19, 2018.

FIG. 1 is a front perspective view of an intraoral scanner; FIG. 2 is a front elevation view thereof; FIG. 3 is a rear elevation view thereof; FIG. 4 is a left side elevation view thereof, the right side elevation view being a mirror image thereof; FIG. 5 is a top plan view of thereof; and, FIG. 6 is a bottom plan view of thereof.

(51) **LOC (12) Cl.** **24-02**

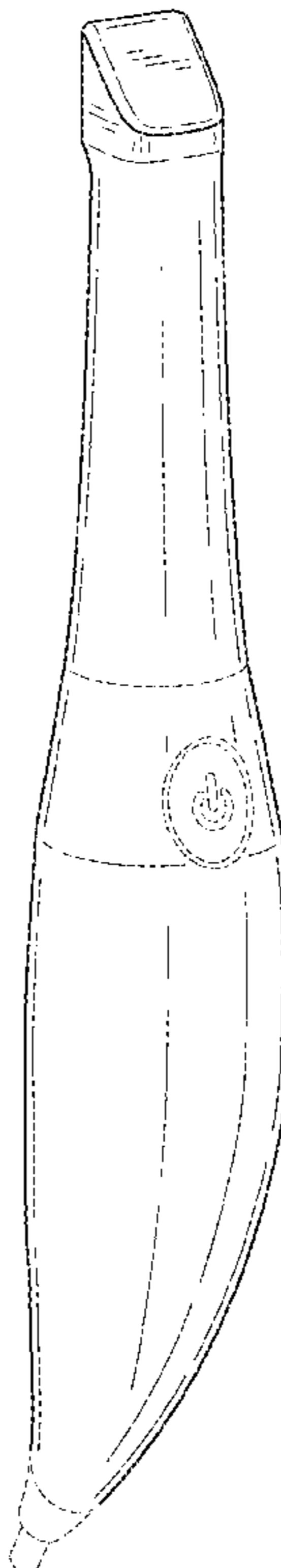
(52) **U.S. Cl.**
USPC **D24/152**

(58) **Field of Classification Search**
USPC D24/152, 147, 133, 158, 160; 433/29, 433/37, 72, 114
CPC A61B 1/24; A61B 1/00183; A61B 1/06; A61B 1/05; A61B 5/0088; A61B 6/145; A61B 6/425; A61C 9/0053

The evenly dashed broken lines in the drawings illustrate the portions of the intraoral scanner that form no art of the claimed design. The dash-dot-dash broken lines define the bounds of the claim and form no part thereof.

See application file for complete search history.

1 Claim, 3 Drawing Sheets



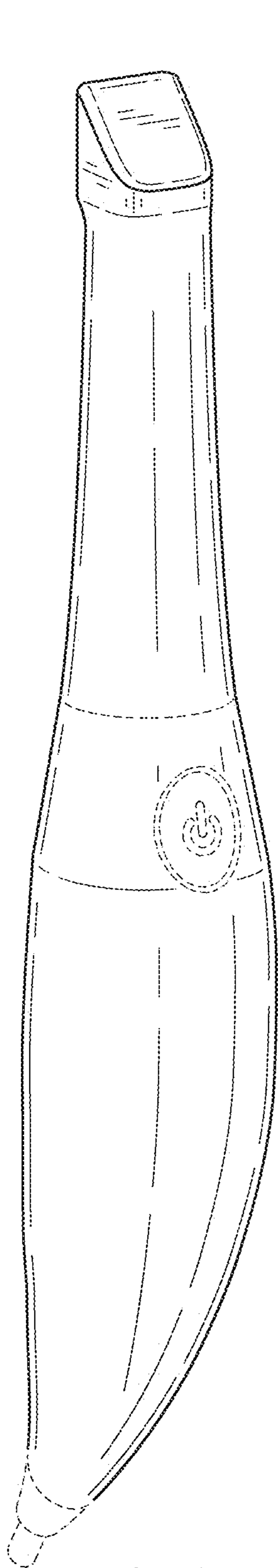


FIG. 1

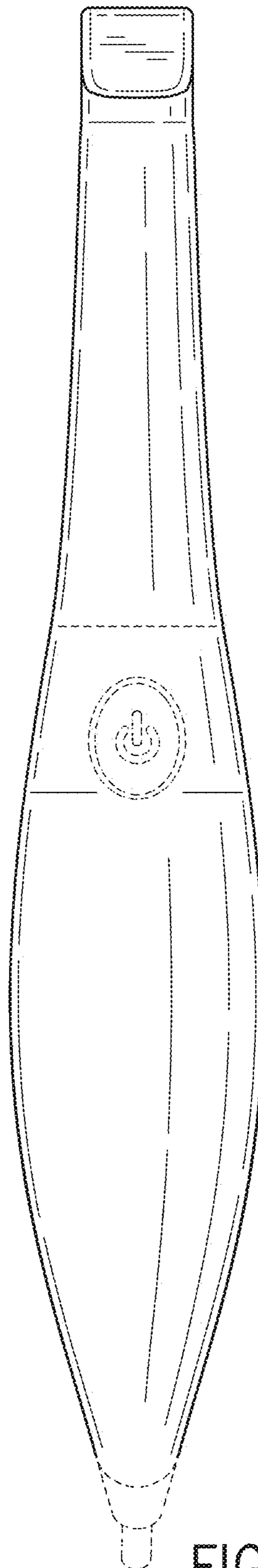


FIG. 2

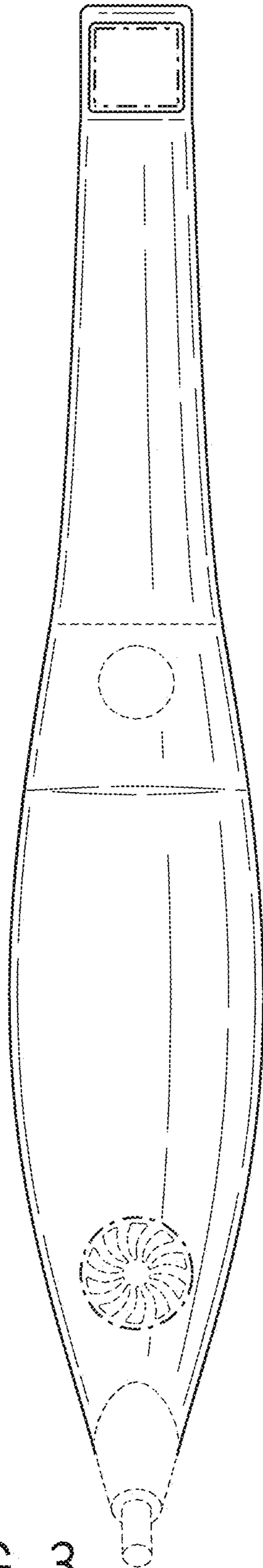


FIG. 3

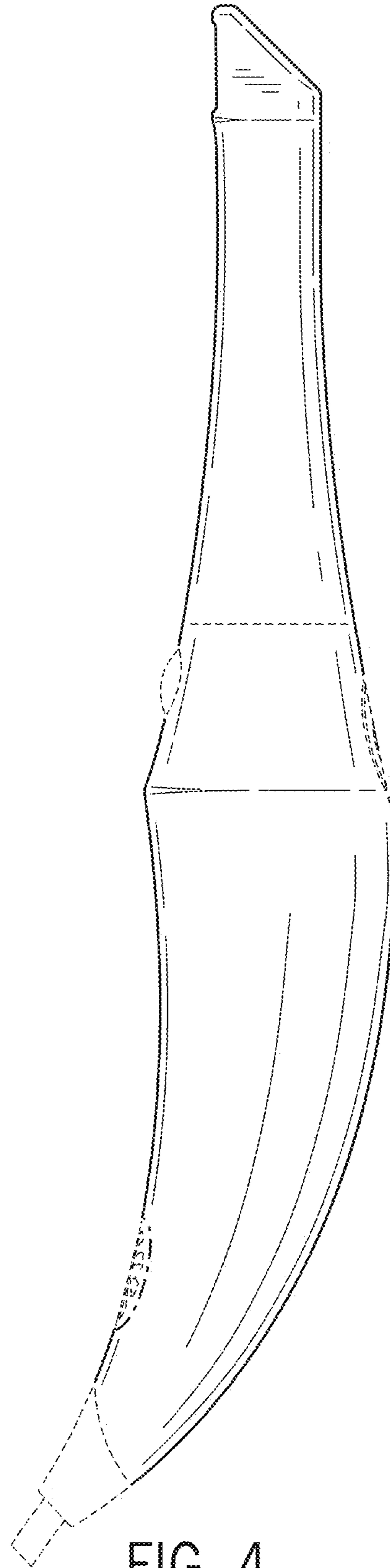


FIG. 4

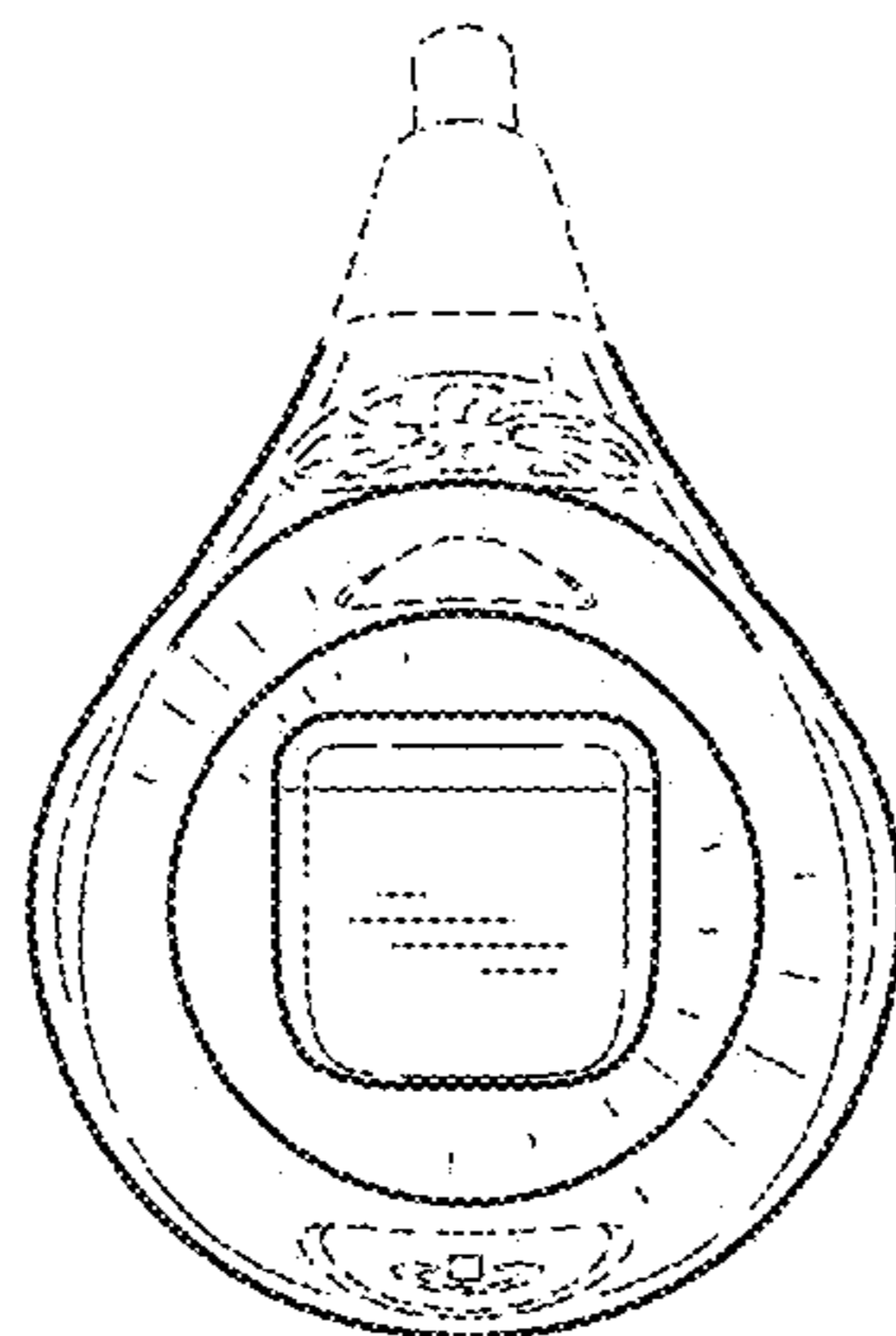


FIG. 5




FIG. 6