



US00D884168S

(12) **United States Design Patent** (10) **Patent No.:** **US D884,168 S**  
**Lohk et al.** (45) **Date of Patent:** **\*\* \*May 12, 2020**

(54) **BRONCHOSCOPE**

(56) **References Cited**

(71) Applicant: **KARL STORZ SE & Co. KG**,  
Tuttlingen (DE)  
(72) Inventors: **Margus Lohk**, Laagri (EE);  
**Indrek-Toomas Polluks**, Laagri (EE)  
(73) Assignee: **KARL STORZ SE & Co. KG**,  
Tuttlingen (DE)

U.S. PATENT DOCUMENTS

D534,656 S	1/2007	Pilvisto et al.	
D535,393 S	1/2007	Pilvisto et al.	
D632,783 S	2/2011	Maesarapu	
D663,027 S *	7/2012	Halder	D24/137
D729,384 S *	5/2015	Renner	D24/138
D743,027 S *	11/2015	Renner	D24/138
D754,336 S *	4/2016	Renner	D24/137
D810,934 S *	2/2018	Renner	D24/138

(\*) Notice: This patent is subject to a terminal disclaimer.

\* cited by examiner

(\*\*) Term: **15 Years**

*Primary Examiner* — Wan Laymon

*Assistant Examiner* — Mark Booker

(21) Appl. No.: **29/659,212**

(74) *Attorney, Agent, or Firm* — Muncy, Geissler, Olds & Lowe, P.C.

(22) Filed: **Aug. 7, 2018**

(57) **CLAIM**

The ornamental design for a bronchoscope, as shown and described.

(30) **Foreign Application Priority Data**

**DESCRIPTION**

Feb. 7, 2018 (EM) ..... 004698173-0005

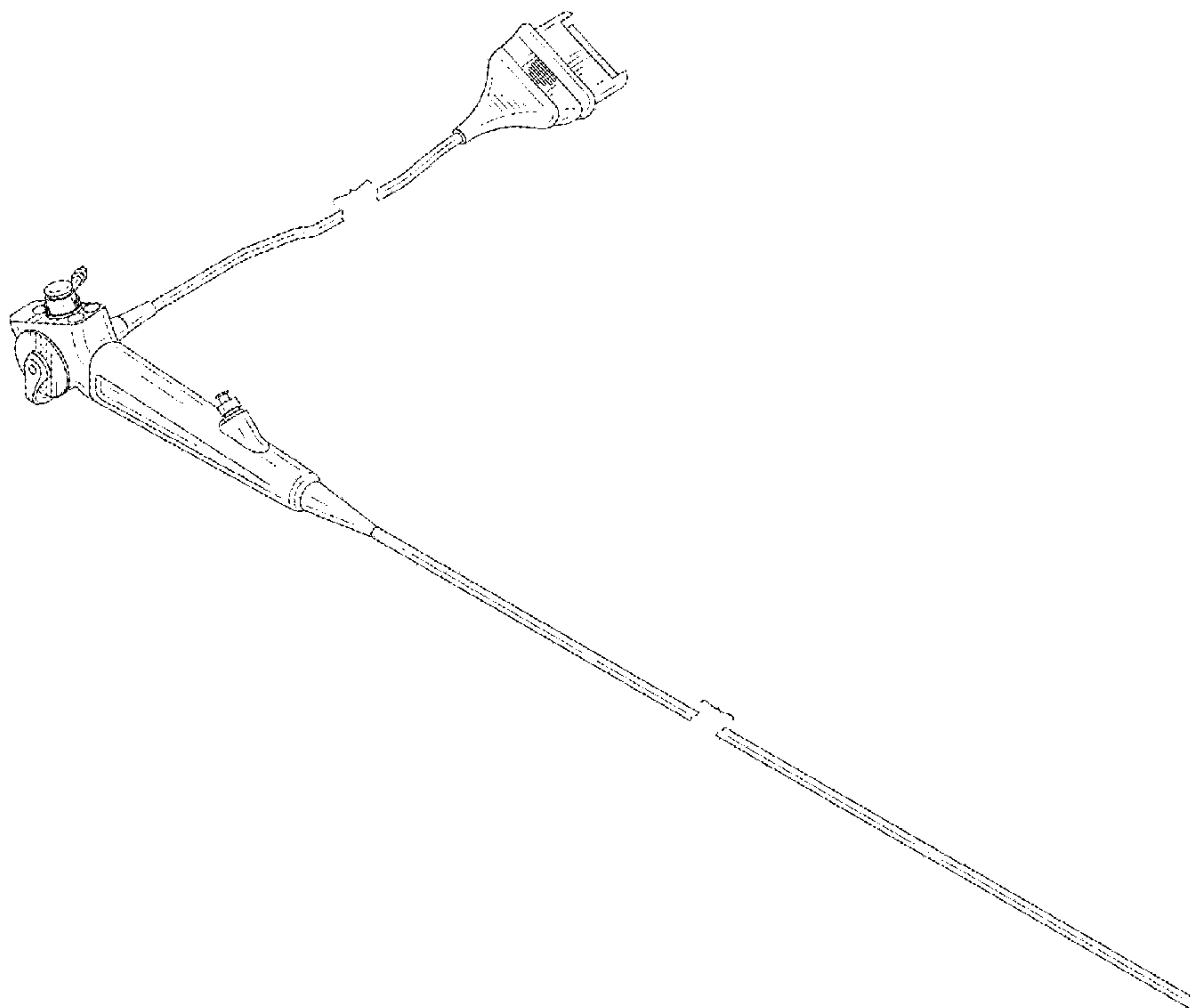
(51) **LOC (12) Cl.** ..... **24-02**

(52) **U.S. Cl.**  
USPC ..... **D24/138**

(58) **Field of Classification Search**  
USPC ..... D24/138, 133, 135, 137, 140; D16/131;  
600/105; 606/46  
CPC . A61B 1/00128; A61B 1/00133; A61B 1/012;  
A61B 1/2676; A61B 1/00137; A61B  
1/018; A61B 1/267; A61B 1/2673  
See application file for complete search history.

FIG. 1 is a front perspective view of a bronchoscope according to an embodiment of the present invention. FIG. 2 is a front view of the bronchoscope of FIG. 1. FIG. 3 is a rear view of the bronchoscope of FIG. 1. FIG. 4 is a left side view of the bronchoscope of FIG. 1. FIG. 5 is a right side view of the bronchoscope of FIG. 1. FIG. 6 is a top view of the bronchoscope of FIG. 1; and, FIG. 7 is a bottom view of the bronchoscope of FIG. 1. The drawings are shown with a break, and the appearance of any portion of the article between the break lines forms no part of the claimed design.

**1 Claim, 6 Drawing Sheets**



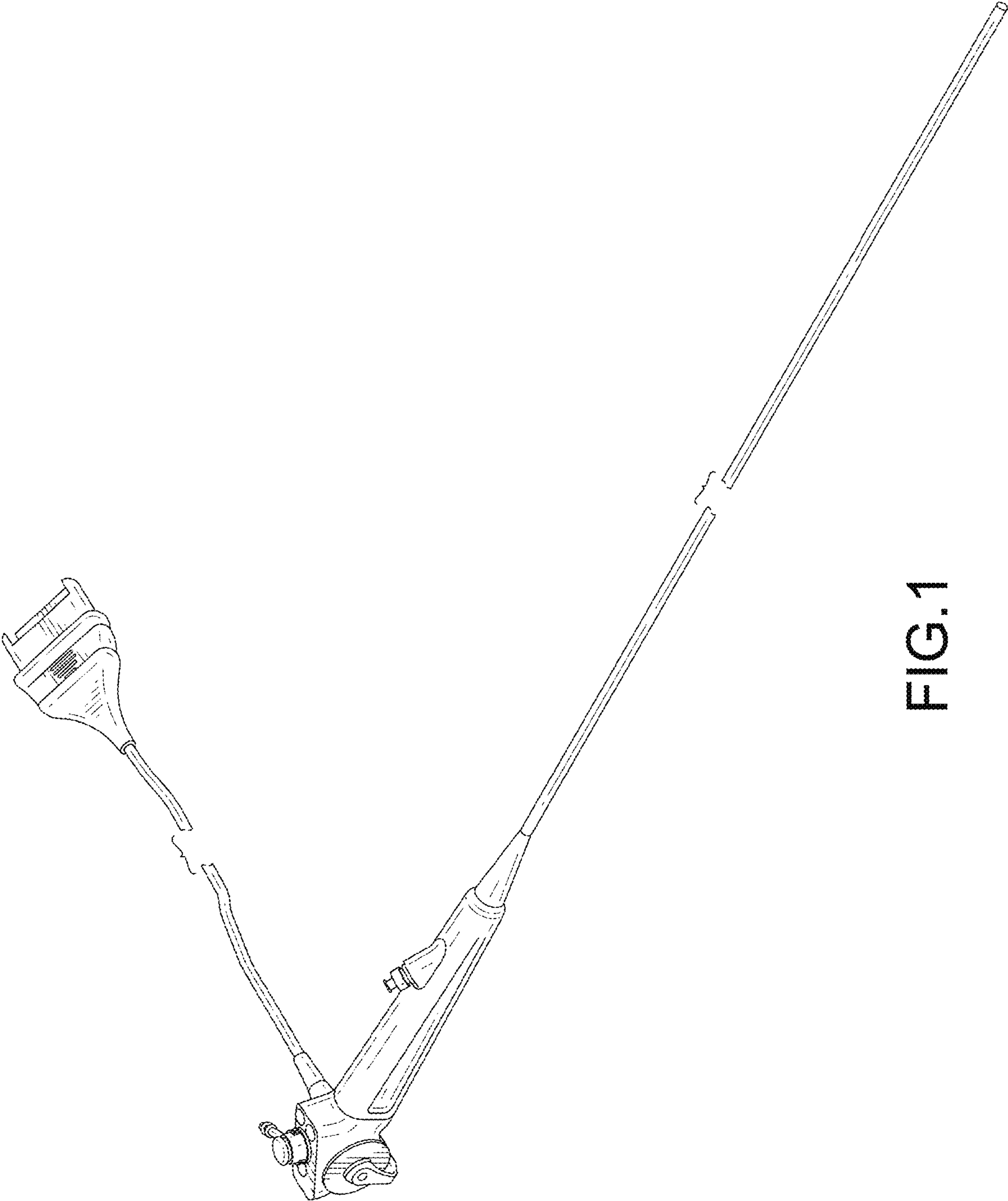


FIG.1




FIG. 2

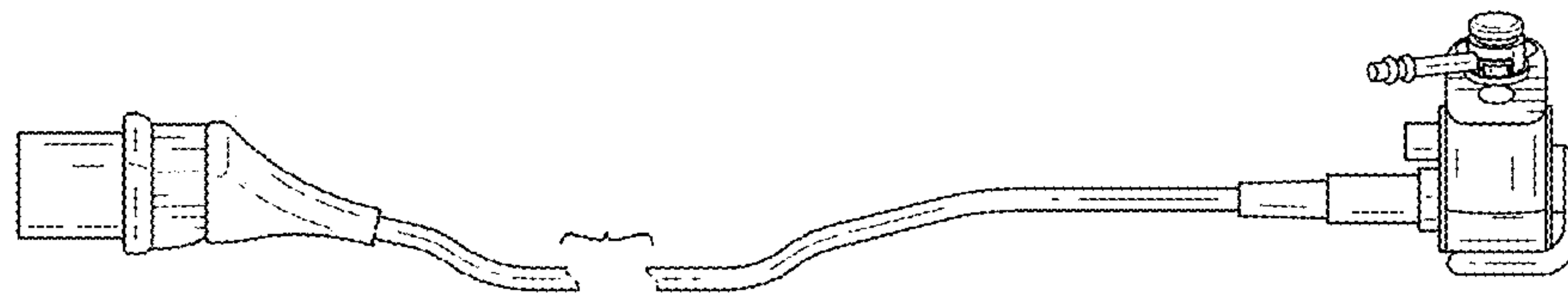


FIG. 3

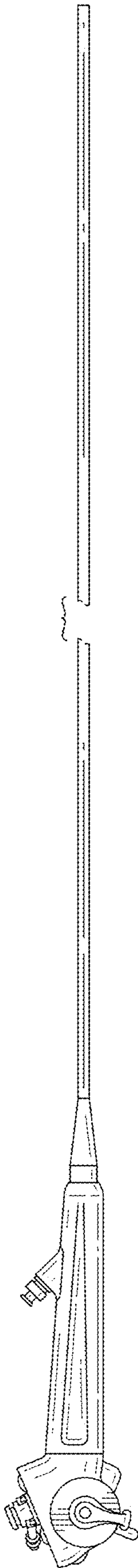


FIG. 4

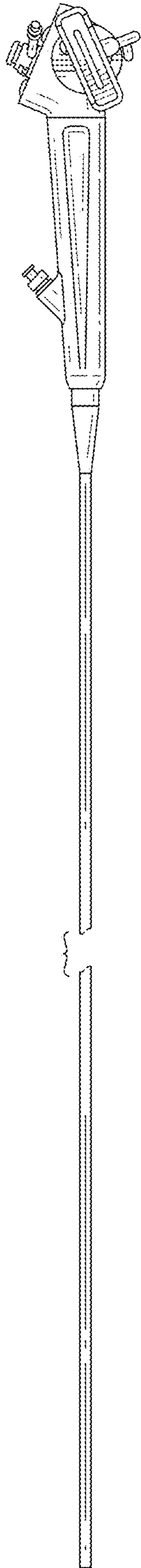


FIG.5

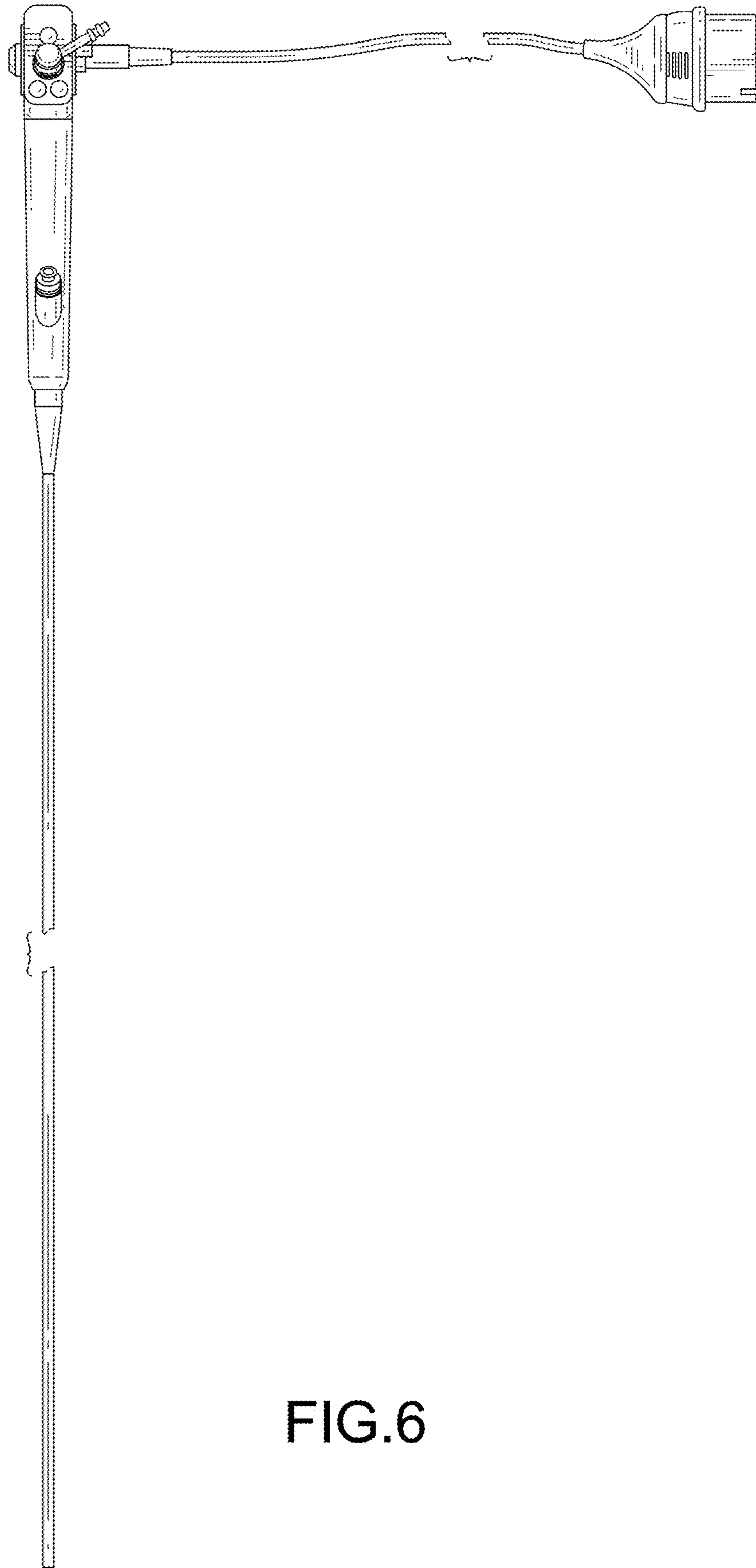


FIG.6

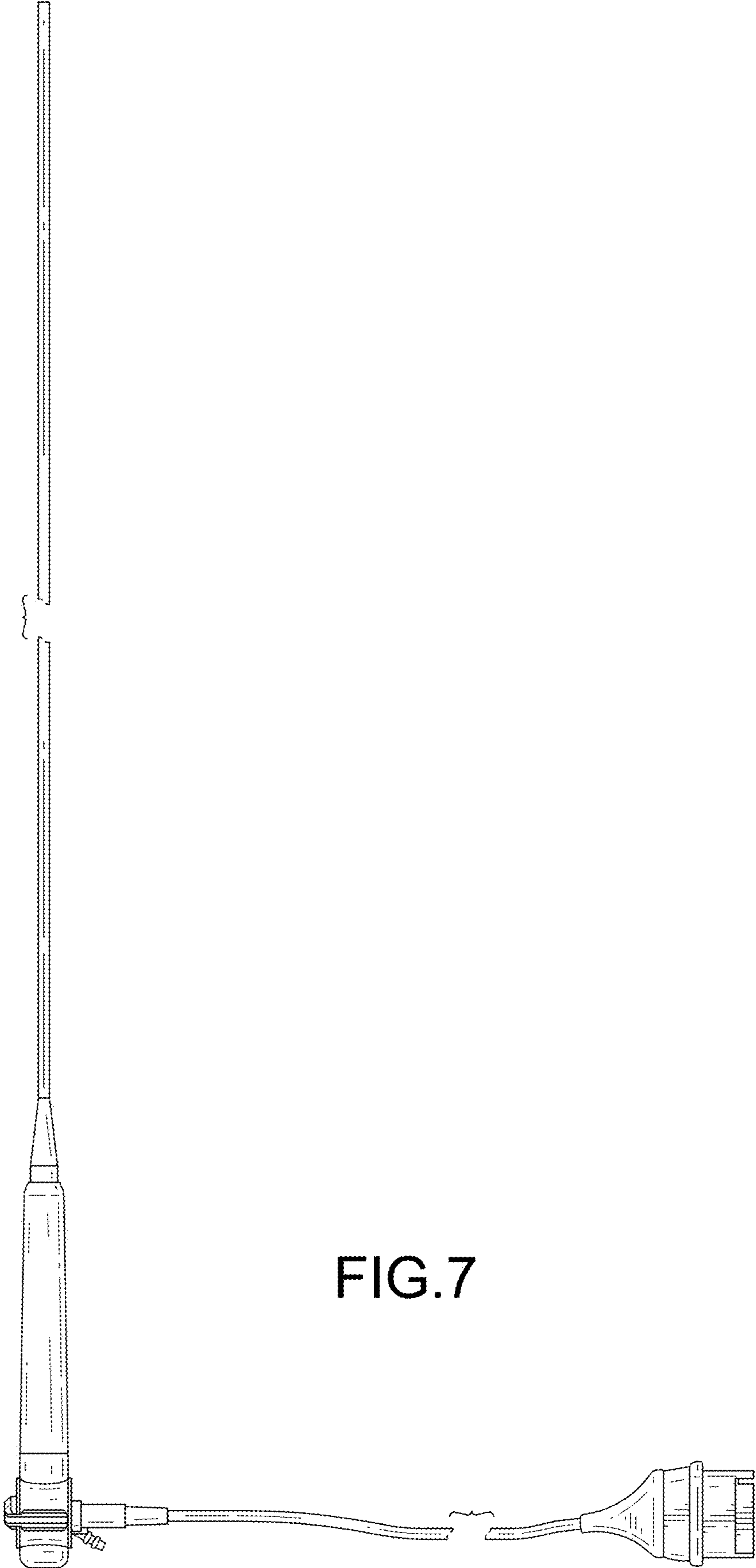


FIG. 7