



US00D884147S

(12) **United States Design Patent**
Zander

(10) **Patent No.:** **US D884,147 S**

(45) **Date of Patent:** **** May 12, 2020**

(54) **VENT COVER**

(71) Applicant: **Troy Zander**, Kalispell, MT (US)

(72) Inventor: **Troy Zander**, Kalispell, MT (US)

(**) Term: **15 Years**

(21) Appl. No.: **29/651,232**

(22) Filed: **Feb. 20, 2018**

(51) **LOC (12) Cl.** **23-03**

(52) **U.S. Cl.**
USPC **D23/388**

(58) **Field of Classification Search**

USPC D23/386, 387, 388, 393, 397, 499; D5/3,
D5/66

CPC B01D 46/0005; F04D 29/4206; F24H
3/0417

See application file for complete search history.

(56) **References Cited**

U.S. PATENT DOCUMENTS

D419,661 S * 1/2000 Keen D23/393
D419,663 S * 1/2000 Keen D23/393

D419,664 S * 1/2000 Keen D23/393
D420,123 S * 2/2000 Keen D23/393
D517,192 S * 3/2006 Berger D23/393
D591,844 S * 5/2009 Pettit D23/388

* cited by examiner

Primary Examiner — Karen S Acker

Assistant Examiner — Steven B Reinholdt, Jr.

(74) *Attorney, Agent, or Firm* — Paul R. Martin

(57) **CLAIM**

The ornamental design for a vent cover, as shown.

DESCRIPTION

FIG. 1 is a perspective view of a vent cover of my new design.

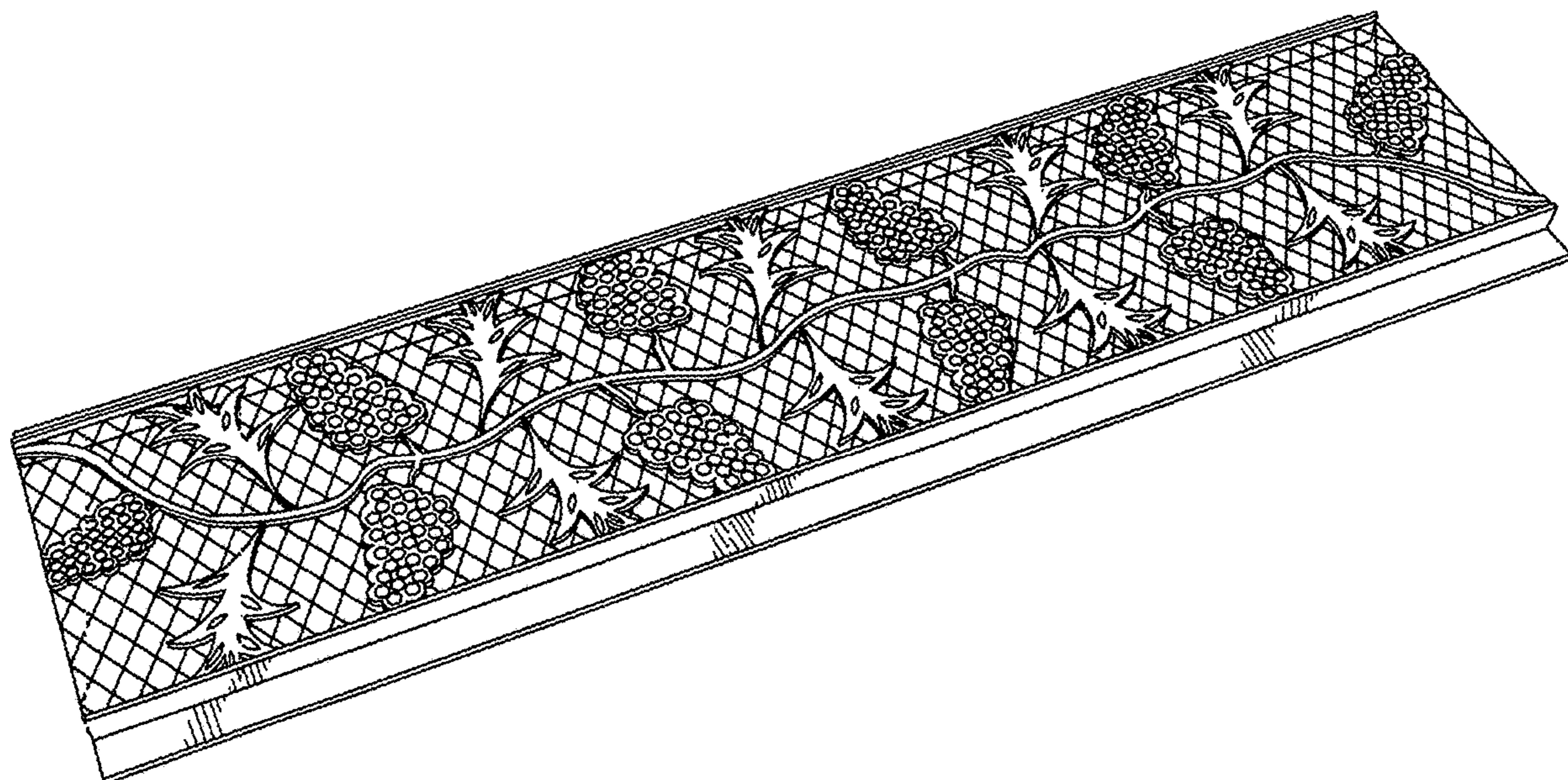
FIG. 2 is a top plan view thereof.

FIG. 3 is a bottom plan view thereof.

FIG. 4 is a front elevational view thereof. The back elevational view is a mirror image thereof.

FIG. 5 is an enlarged left side elevational view thereof; and, FIG. 6 is an enlarged right side elevational view thereof.

1 Claim, 4 Drawing Sheets



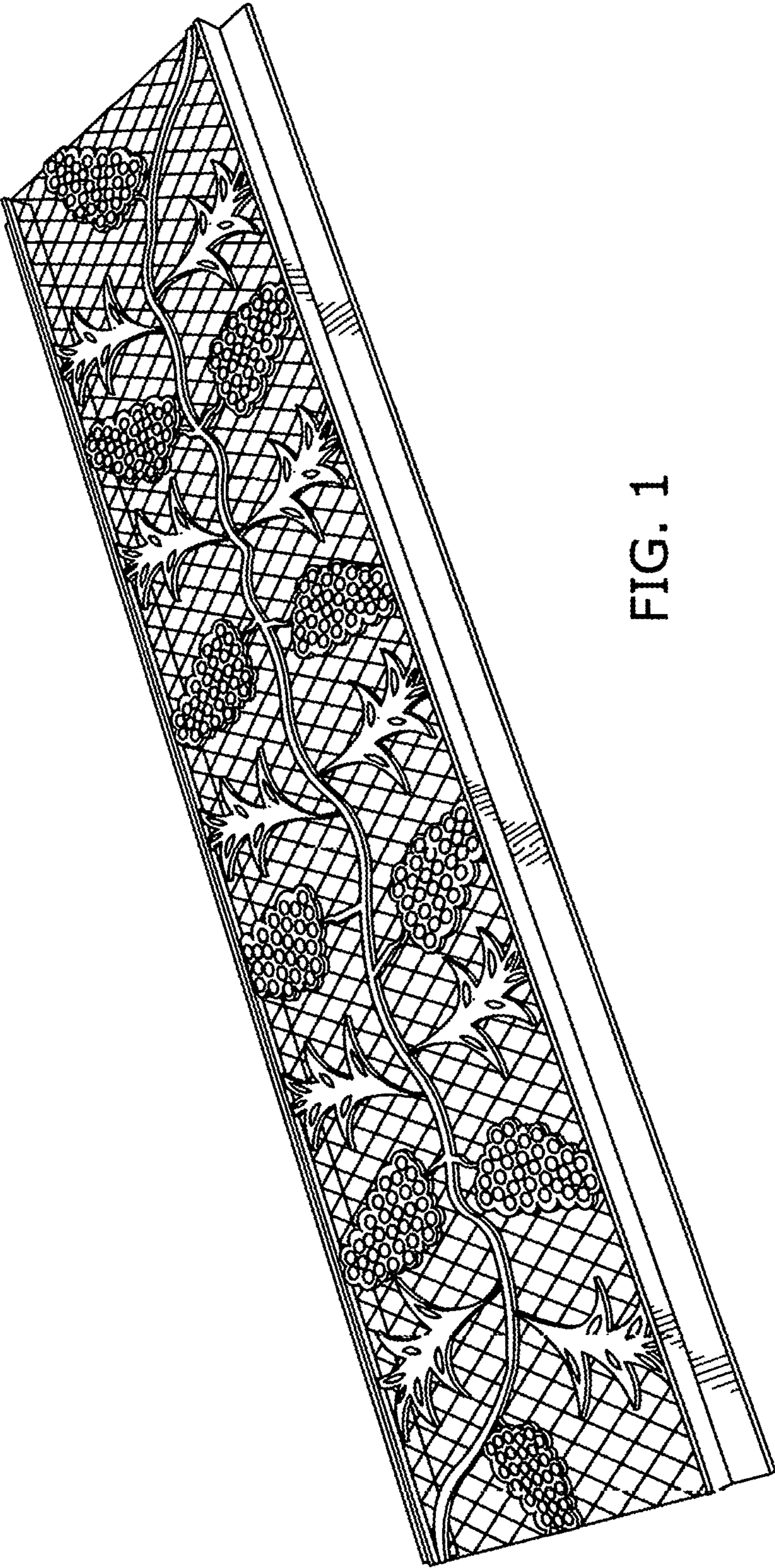


FIG. 1




FIG. 2

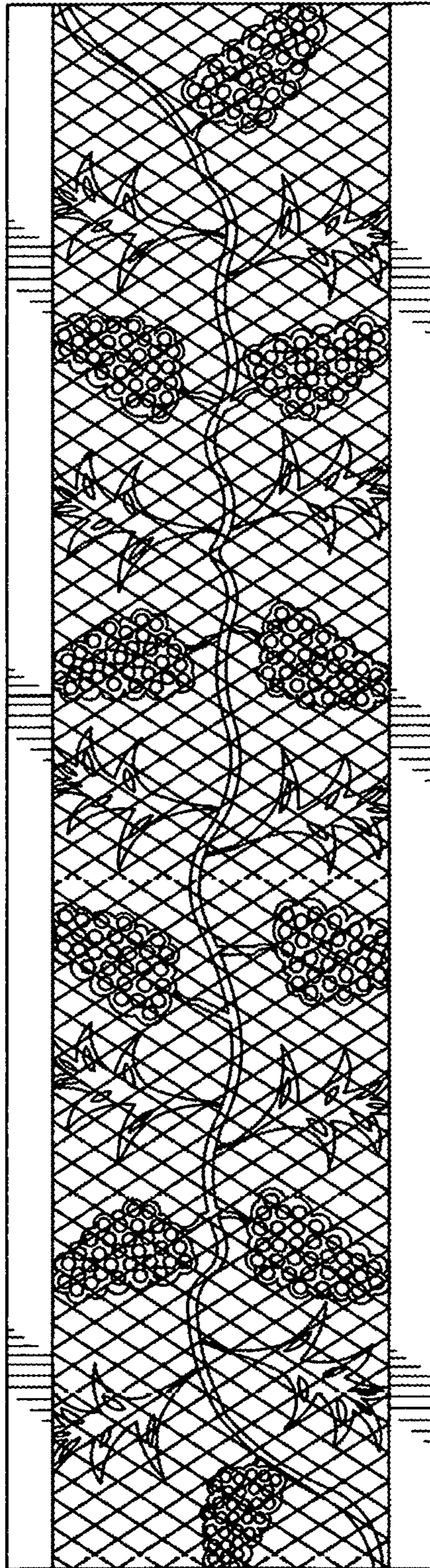


FIG. 3



FIG. 4

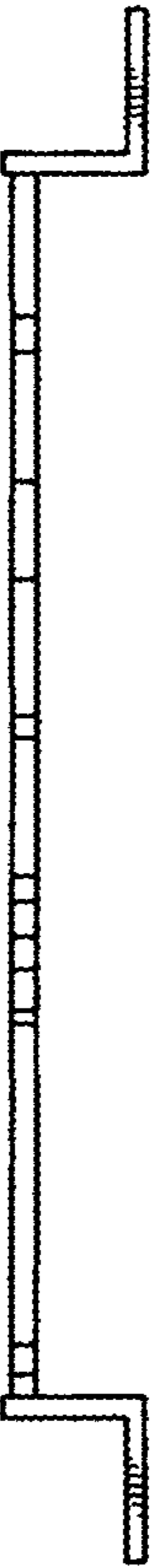


FIG. 5



FIG. 6