



US00D884138S

(12) **United States Design Patent**
Chen

(10) **Patent No.:** **US D884,138 S**

(45) **Date of Patent:** **** May 12, 2020**

(54) **AIR PURIFIER**

(71) Applicant: **XIAMEN AIRPPLE ELECTRONIC
INDUSTRY CO., LTD.**, Xiamen,
Fujian (CN)

(72) Inventor: **Jueyuan Chen**, Xiamen (CN)

(73) Assignee: **XIAMEN AIRPPLE ELECTRONIC
INDUSTRY CO., LTD.**, Xiamen,
Fujian (CN)

(**) Term: **15 Years**

(21) Appl. No.: **29/635,550**

(22) Filed: **Jan. 31, 2018**

(30) **Foreign Application Priority Data**

Oct. 24, 2017 (CN) 2017 3 0507358

(51) **LOC (12) Cl.** **23-04**

(52) **U.S. Cl.**
USPC **D23/366**

(58) **Field of Classification Search**
USPC D23/208, 355-369; D14/209.1, 212-213;
D11/144
CPC A61L 9/02; A61L 9/03; A61L 9/12; A61L
9/035; A61L 9/125
See application file for complete search history.

(56) **References Cited**

U.S. PATENT DOCUMENTS

- 3,371,742 A * 3/1968 Norton H04R 1/345
181/153
- D716,432 S * 10/2014 Viala A61L 9/03
D23/366
- D740,221 S * 10/2015 Popper D13/103

- D744,541 S * 12/2015 Langhammer D14/203.1
- D810,136 S * 2/2018 Langhammer D14/496
- D818,097 S * 5/2018 Cho D23/364
- D828,323 S * 9/2018 Demin H04R 1/345
D14/172
- D828,533 S * 9/2018 Shah D23/366
- D829,312 S * 9/2018 Riering-Czekalla C02F 1/325
D23/364
- D829,314 S * 9/2018 Cho D23/364
- D831,811 S * 10/2018 Cho F24F 3/12
D23/364
- D835,766 S * 12/2018 Chen D23/364
- D844,767 S * 4/2019 Chen D23/364
- D850,595 S * 6/2019 Li D23/366
- D852,344 S * 6/2019 Hua D23/364
- 2017/0153040 A1 * 6/2017 Wang F24F 3/12
- 2018/0135876 A1 * 5/2018 Gwak C02F 1/325

* cited by examiner

Primary Examiner — Sheryl Lane

Assistant Examiner — Calvin E Vansant

(74) *Attorney, Agent, or Firm* — Muncy, Geissler, Olds & Olds, PC

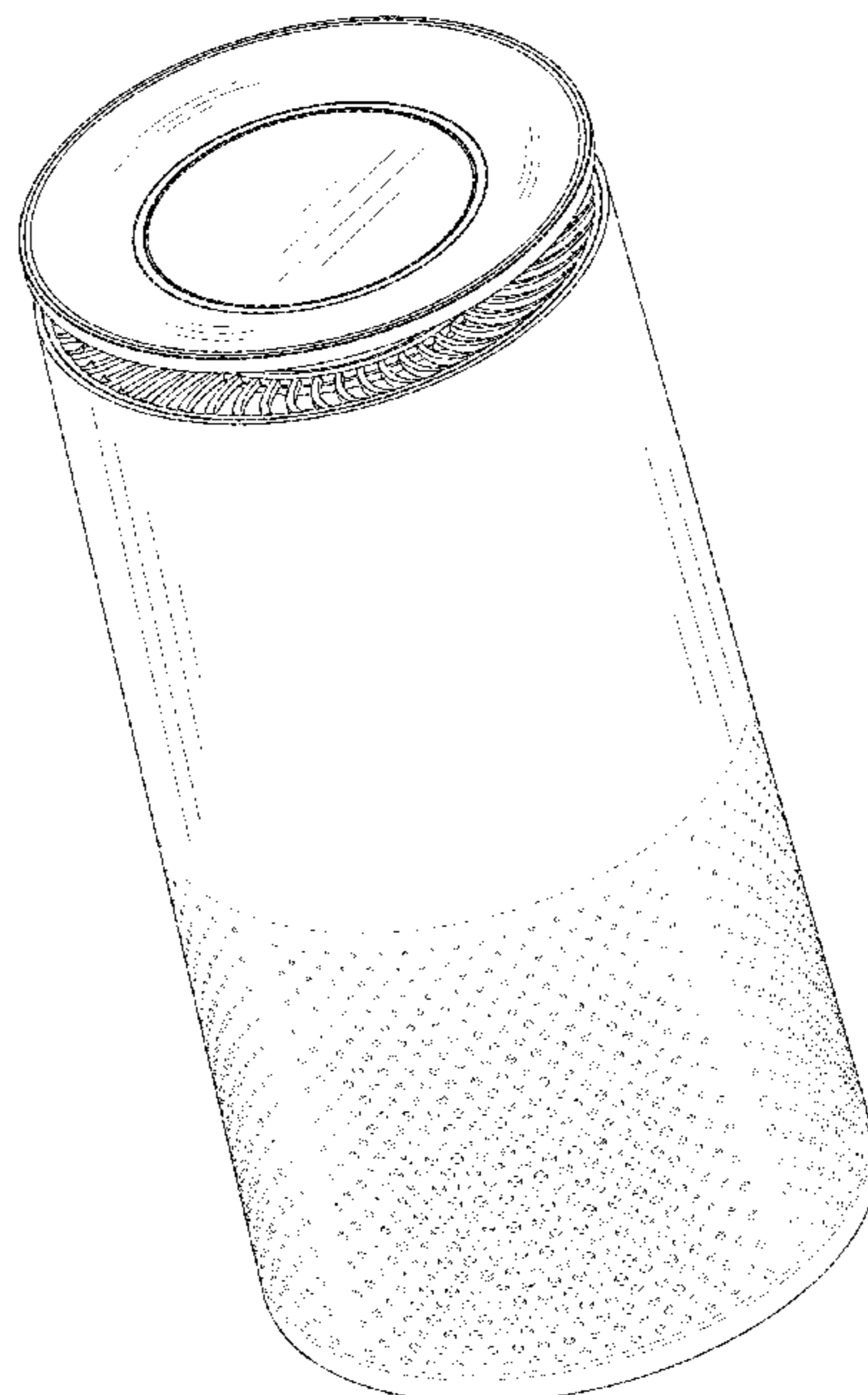
(57) **CLAIM**

The ornamental design for a air purifier, as shown and described.

DESCRIPTION

FIG. 1 is a perspective view of an air purifier showing my new design;
 FIG. 2 is a front elevational view thereof, the rear elevational, right side elevational, and left side elevational views being identical thereto;
 FIG. 3 is a top plan view thereof; and,
 FIG. 4 is a bottom plan view thereof.
 The broken lines illustrate portions of the air purifier which form no part of the claimed design.

1 Claim, 4 Drawing Sheets



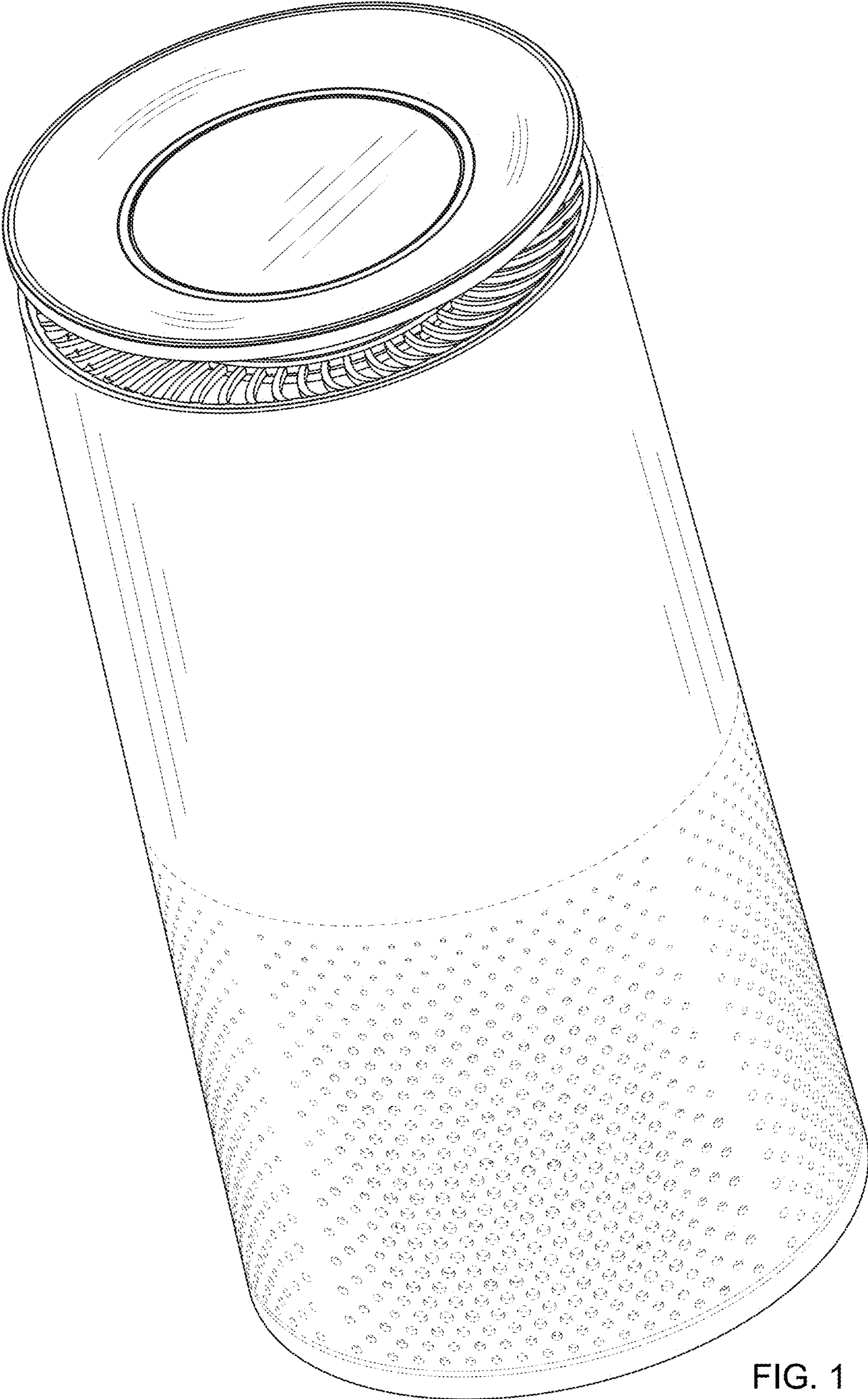


FIG. 1




FIG. 2




FIG. 3

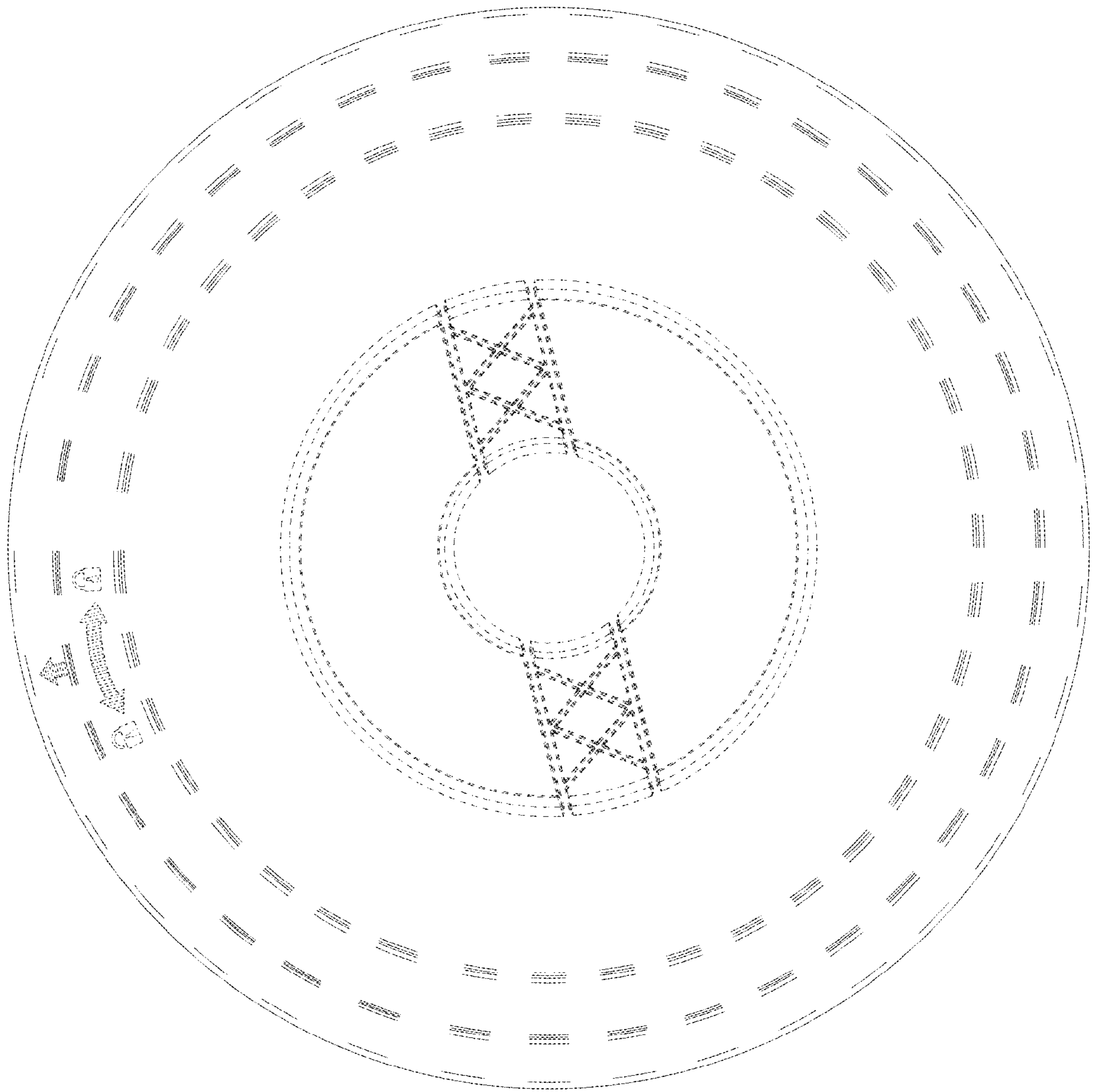


FIG. 4