



US00D884135S

(12) **United States Design Patent**  
**Chen et al.**

(10) **Patent No.:** **US D884,135 S**

(45) **Date of Patent:** **\*\* May 12, 2020**

(54) **AIR CLEANER**

(71) Applicants: **Fu Tai Hua Industry (Shenzhen) Co., Ltd.**, Shenzhen (CN); **HON HAI PRECISION INDUSTRY CO., LTD.**, New Taipei (TW)

(72) Inventors: **Jia-Xin Chen**, Shenzhen (CN); **Ying-Wei Sheng**, New Taipei (TW)

(73) Assignees: **Fu Tai Hua Industry (Shenzhen) Co., Ltd.**, Shenzhen (CN); **HON HAI PRECISION INDUSTRY CO., LTD.**, New Taipei (TW)

(\*\*) Term: **15 Years**

(21) Appl. No.: **29/664,830**

(22) Filed: **Sep. 28, 2018**

(30) **Foreign Application Priority Data**

Apr. 26, 2018 (CN) ..... 2018 3 0180746

(51) **LOC (12) Cl.** ..... **23-04**

(52) **U.S. Cl.**  
USPC ..... **D23/364**

(58) **Field of Classification Search**  
USPC ..... D23/355-366, 352, 369, 332, 333, 335, D23/336, 342, 351; 422/120, 122; 55/356, 473, 504; 96/971; 261/DIG. 17, 261/DIG. 65, DIG. 88, DIG. 31  
CPC .. A61L 9/16; A61L 9/22; B01D 47/00; B01D 47/027; B01D 2221/02; B01D 2259/4508; B03C 3/155; B03C 3/368; F24F 13/20; F24F 13/28

See application file for complete search history.

(56) **References Cited**

**U.S. PATENT DOCUMENTS**

D408,903 S \* 4/1999 Boyle ..... D23/332  
D664,247 S \* 7/2012 Paterson ..... D23/364

D737,944 S \* 9/2015 Shore ..... D23/364  
D751,184 S \* 3/2016 Farone ..... D23/364  
D755,359 S \* 5/2016 Rentschler ..... D23/355  
D757,239 S \* 5/2016 Kim ..... D23/359  
D797,914 S \* 9/2017 Nygren ..... D23/364  
D810,259 S \* 2/2018 You ..... D23/364  
D820,423 S \* 6/2018 Poindexter ..... D23/364  
D852,342 S \* 6/2019 Kosuge ..... D23/351  
D853,548 S \* 7/2019 Schumacher ..... D23/366  
D854,133 S \* 7/2019 Sheng ..... D23/359  
2006/0015974 A1\* 1/2006 Ike ..... F24F 3/1423  
62/113

\* cited by examiner

*Primary Examiner* — David G Muller

(74) *Attorney, Agent, or Firm* — ScienBiziP, P.C.

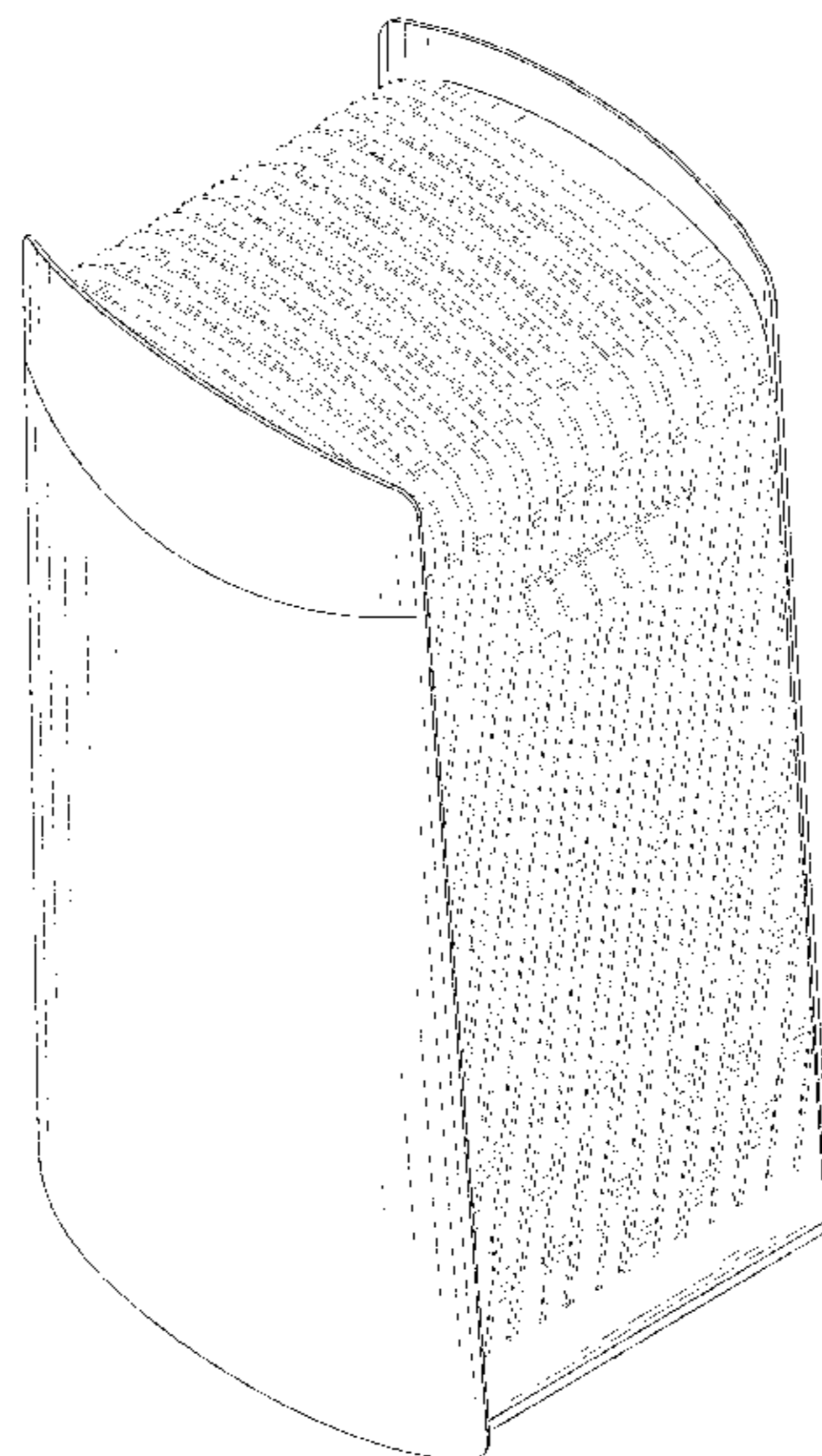
(57) **CLAIM**

We claim the ornamental design for an air cleaner, as shown and described.

**DESCRIPTION**

FIG. 1 is a top perspective view of an air cleaner showing our new design;  
FIG. 2 is a bottom perspective view of the air cleaner showing our new design;  
FIG. 3 is a front elevation view thereof;  
FIG. 4 is a rear elevation view thereof;  
FIG. 5 is a left side elevation view thereof;  
FIG. 6 is a right side elevation view thereof;  
FIG. 7 is a top plan view thereof;  
FIG. 8 is a bottom plan view thereof; and,  
FIG. 9 is a perspective view of the air cleaner in an environment in which it may be used.  
The features shown in broken lines depict environmental structure only and form no part of the claimed design.

**1 Claim, 9 Drawing Sheets**



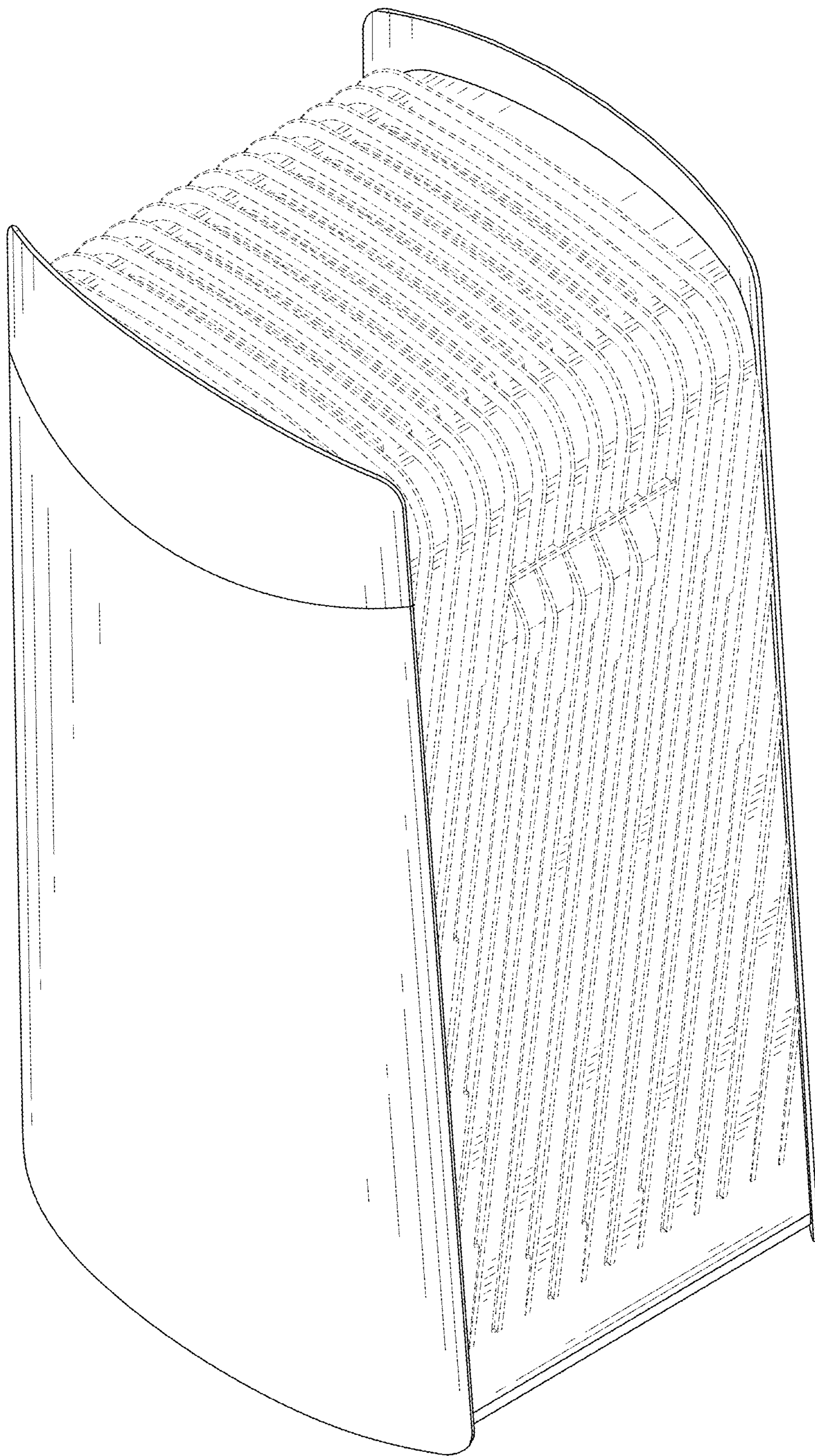


FIG. 1

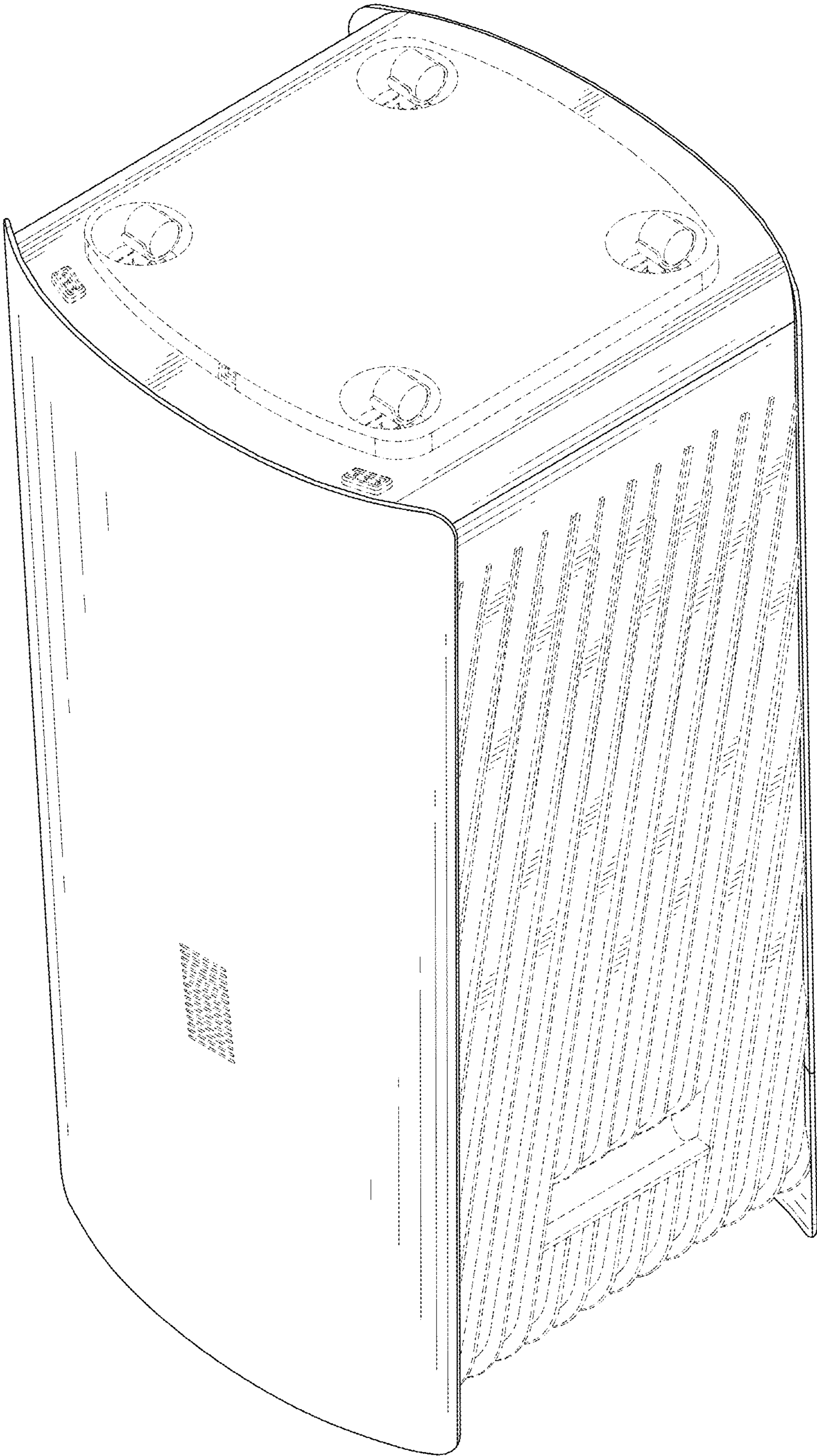


FIG. 2




FIG. 3

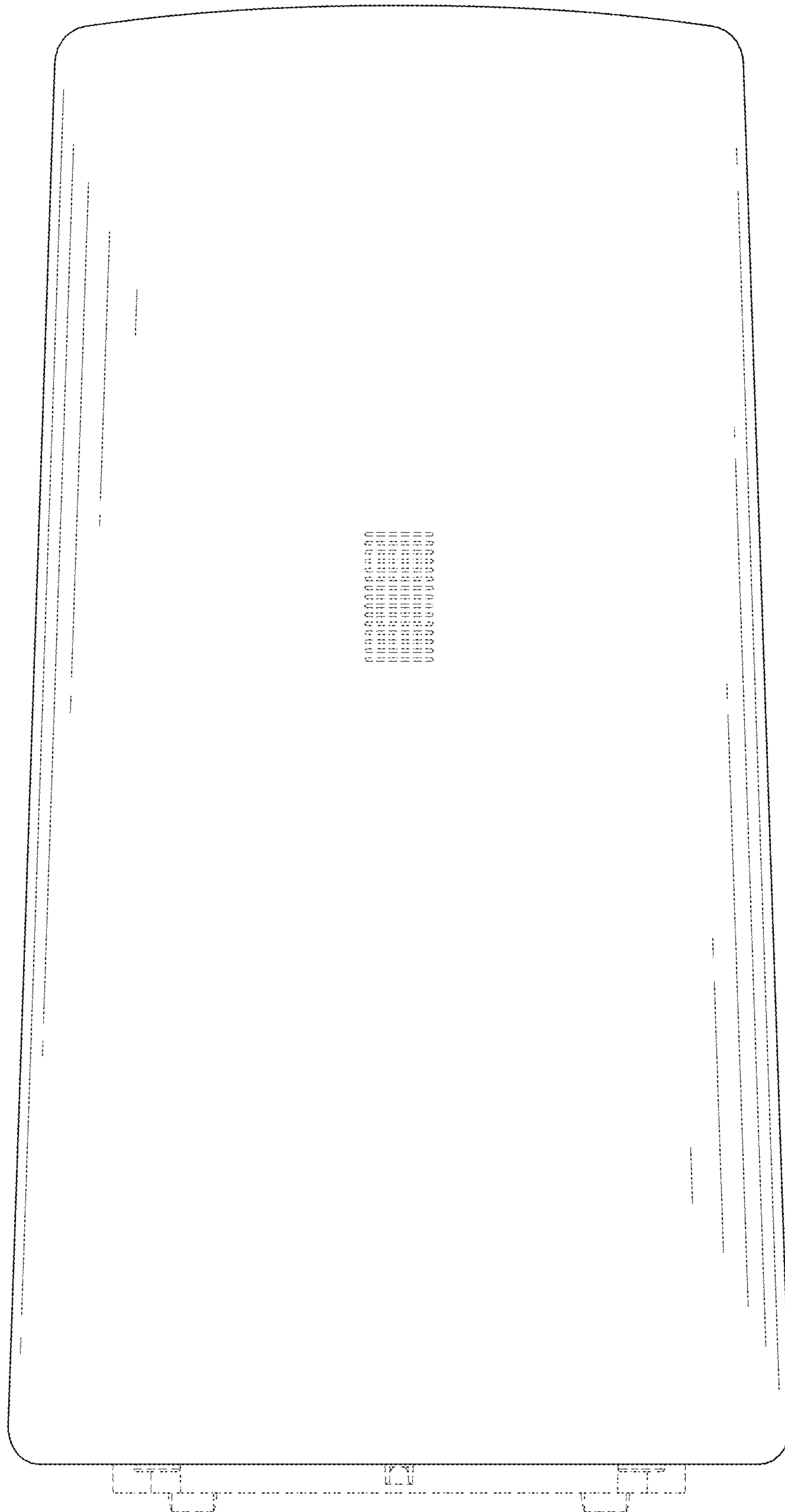


FIG. 4




FIG. 5




FIG. 6

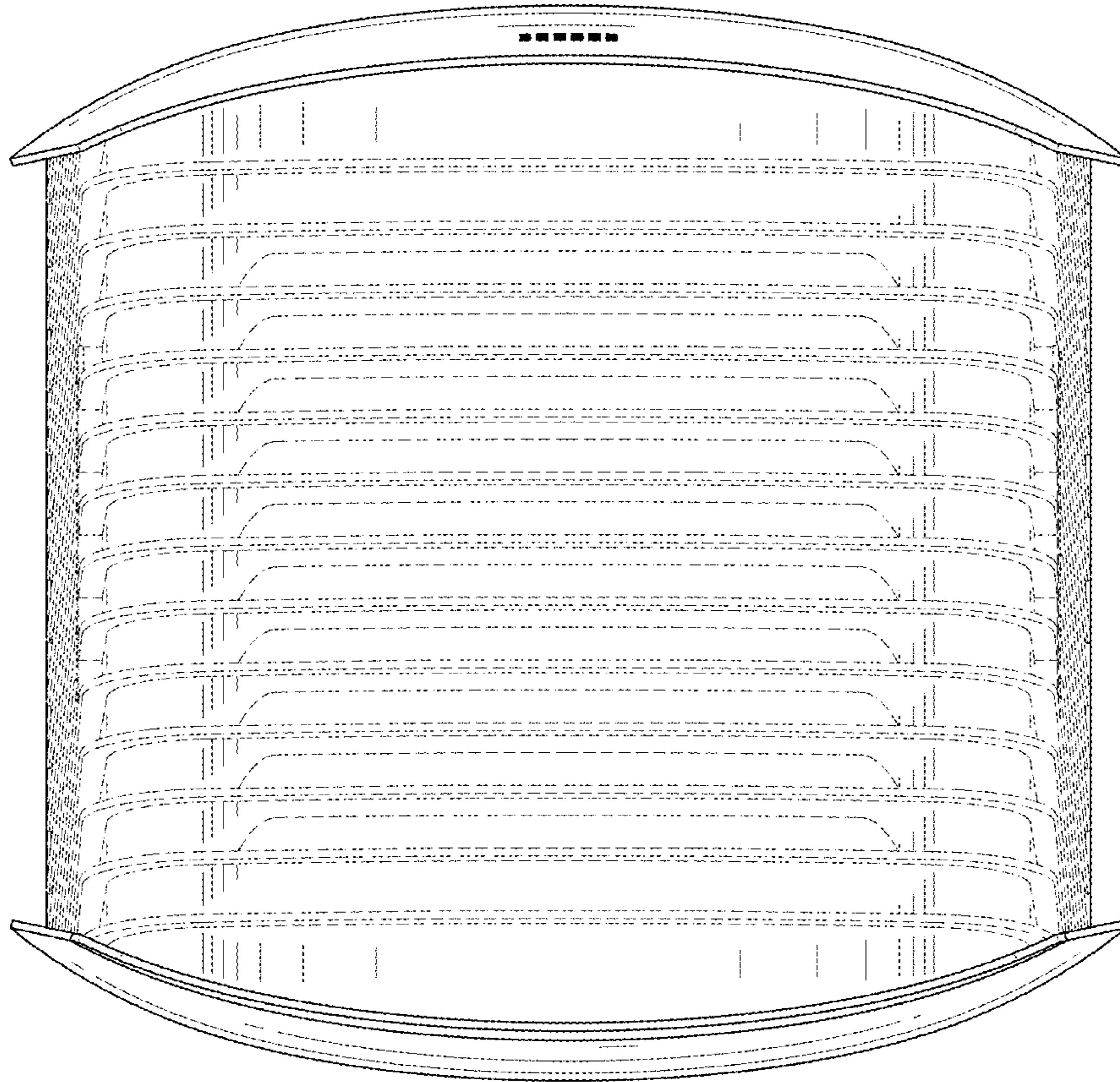


FIG. 7



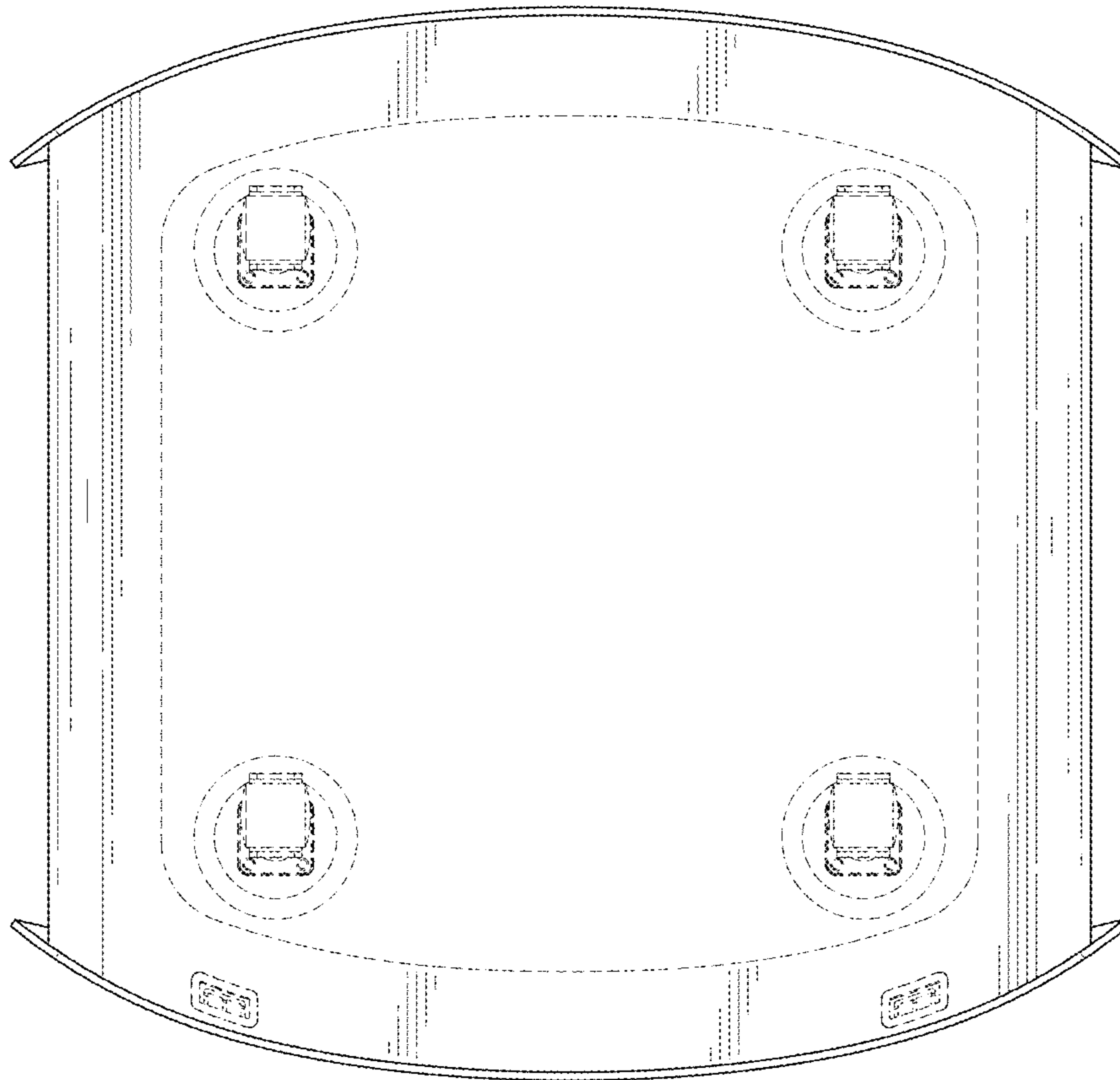


FIG. 8




FIG. 9