



US00D884095S

(12) **United States Design Patent** (10) **Patent No.:** **US D884,095 S**
Dunahay (45) **Date of Patent:** **** May 12, 2020**

(54) **RACK**
(71) Applicant: **Coulter Ventures LLC**
(72) Inventor: **Nash Dunahay**, Gahanna, OH (US)
(73) Assignee: **Coulter Ventures, LLC.**, Columbus, OH (US)
(**) Term: **15 Years**
(21) Appl. No.: **29/638,096**
(22) Filed: **Feb. 23, 2018**
(51) **LOC (12) Cl.** **21-02**
(52) **U.S. Cl.**
USPC **D21/694**
(58) **Field of Classification Search**
USPC D21/662, 673, 679-682, 686, 690, 694;
D3/254, 261, 262; D6/552, 553, 572;
D12/406, 420; D8/367, 372
CPC ... A47B 81/00; A47B 21/078; A47B 21/0783;
A47B 21/0557; B60R 9/08
See application file for complete search history.

D557,541 S * 12/2007 Corbell D6/552
D564,865 S * 3/2008 Johnson D8/372
D587,104 S * 2/2009 McCammon D6/572
(Continued)

OTHER PUBLICATIONS

Internet Search URL > <https://www.roguefitness.com/rogue-monster-keyhole-gun-rack>[Date Searched Dec. 3, 2019] (Year: 2019).*
(Continued)

Primary Examiner — Shannon W Morgan
Assistant Examiner — Keith Frank
(74) *Attorney, Agent, or Firm* — Banner & Witcoff, Ltd.

(57) **CLAIM**

The ornamental design for a rack, as shown and described.

DESCRIPTION

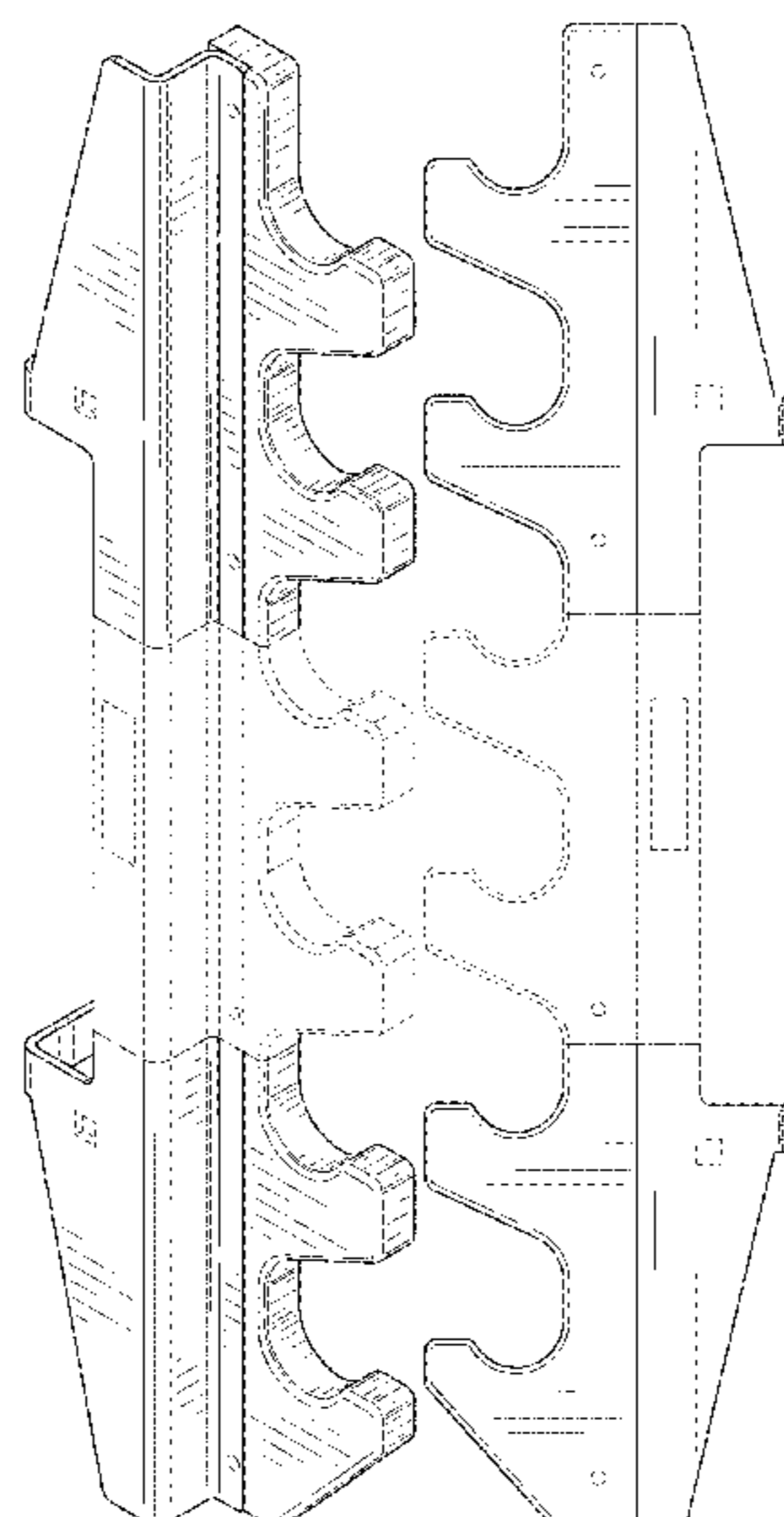
FIG. 1 is a top, front, left perspective view of a rack showing our new design;
FIG. 2 is a front view thereof;
FIG. 3 is a rear view thereof;
FIG. 4 is a left side view thereof;
FIG. 5 is a right side view thereof;
FIG. 6 is a top view thereof; and,
FIG. 7 is a bottom view thereof.
The even-length broken lines within the shaded areas in FIGS. 1, 4, and 5 show features that form no part of the claimed design. The unshaded surfaces within the broken line features form no part of the claimed design. The uneven-length broken lines immediately adjacent to the shaded areas in FIGS. 1-5 define boundary lines of the claimed design and form no part thereof. The even-length broken lines depicting the remainder of the rack in FIGS. 1-5 show features that form no part of the claimed design.

(56) **References Cited**

U.S. PATENT DOCUMENTS

1,380,570 A * 6/1921 Lehman A47B 81/005
211/60.1
4,108,313 A * 8/1978 Bogar, Jr. A47B 81/005
211/106.01
D310,446 S * 9/1990 Elkins 211/64
4,991,723 A * 2/1991 Elkins A47B 81/005
211/106.01
D337,466 S * 7/1993 Moser D6/570
5,524,772 A * 6/1996 Simmons A47B 81/005
211/4
D455,310 S * 4/2002 Webber D21/686
6,450,378 B1 * 9/2002 Miller B60R 7/14
224/275
D469,293 S * 1/2003 Harms D21/686
D469,294 S * 1/2003 Harms D21/686
D550,793 S * 9/2007 Rogers D21/694

1 Claim, 4 Drawing Sheets



(56)

References Cited

U.S. PATENT DOCUMENTS

D796,590 S * 9/2017 Crevits D21/662
D807,446 S * 1/2018 Meredith D21/691
2005/0133473 A1* 6/2005 Lesperance A47B 81/005
211/64
2010/0130335 A1* 5/2010 Hoobler A63B 21/078
482/104
2015/0069103 A1* 3/2015 Fife B60R 7/14
224/555
2015/0083681 A1* 3/2015 Childs A63B 21/078
211/85.7

OTHER PUBLICATIONS

Product listing for Rogue Monster J-Cups from <https://web.archive.org/web/20160825212705/http://www.roguefitness.com:80/rogue-monster-j-cups>, dated Aug. 25, 2016.

Product listing for Rogue Monster Sandwich J-Cups from <https://web.archive.org/web/20160914012749/http://www.roguefitness.com:80/rogue-monster-sandwich-j-cups>, dated Sep. 14, 2016.

Product listing for Titan Fitness Horizontal Wall Mounted 6 Barbell Gun Rack from <https://web.archive.org/web/20170831211533/https://www.titan.fitness/wall-mounted-6-barbell-gun-rack.html>, dated Aug. 31, 2017.

Product listing for Rogue V2 Gun Rack from <https://web.archive.org/web/20161015145440/http://www.roguefitness.com:80/the-rogue-gun-rack>, dated Oct. 15, 2016.

* cited by examiner

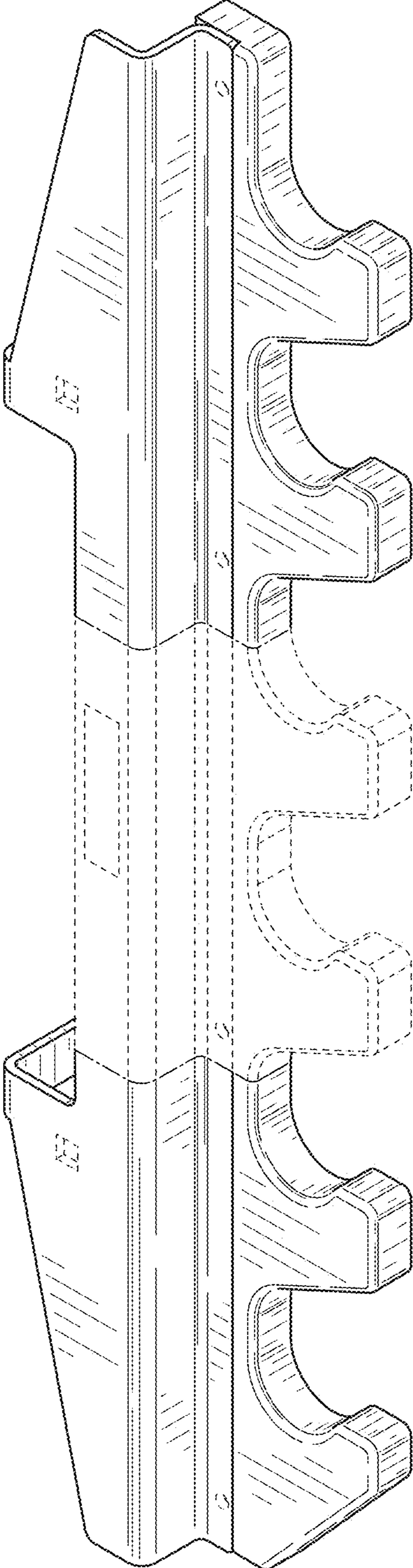


FIG. 1

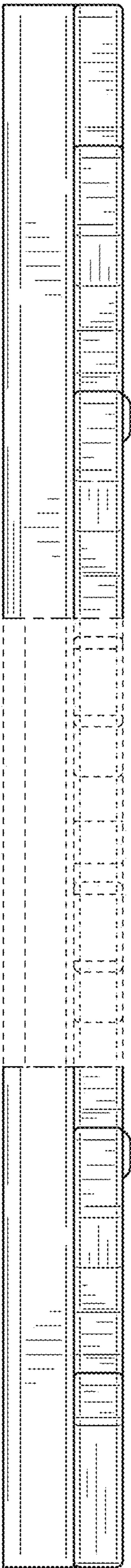


FIG. 2

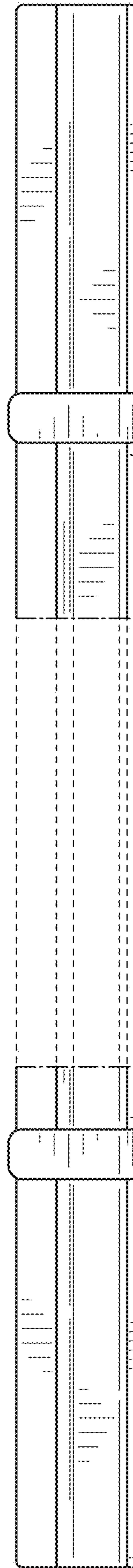


FIG. 3

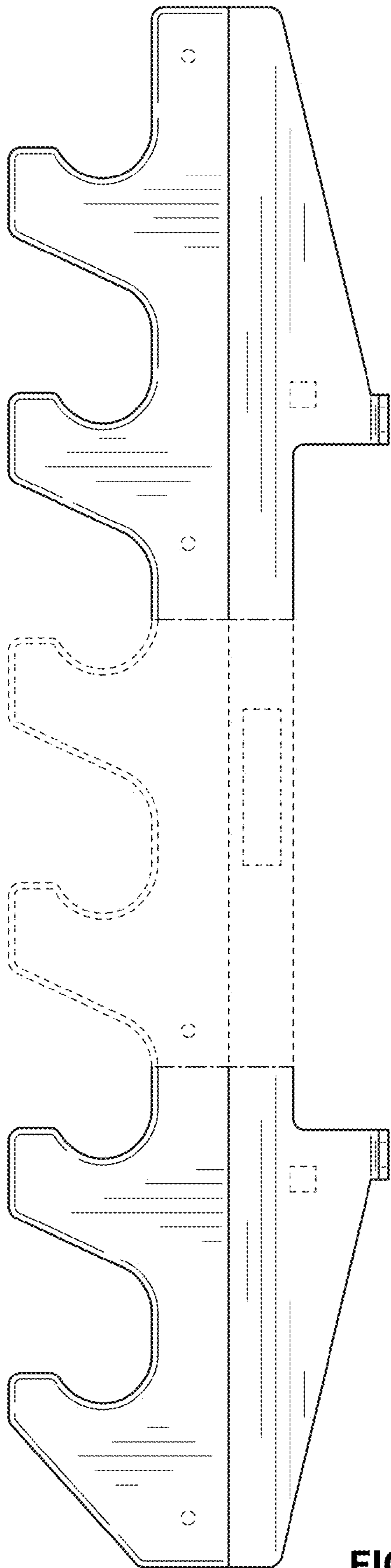


FIG. 4

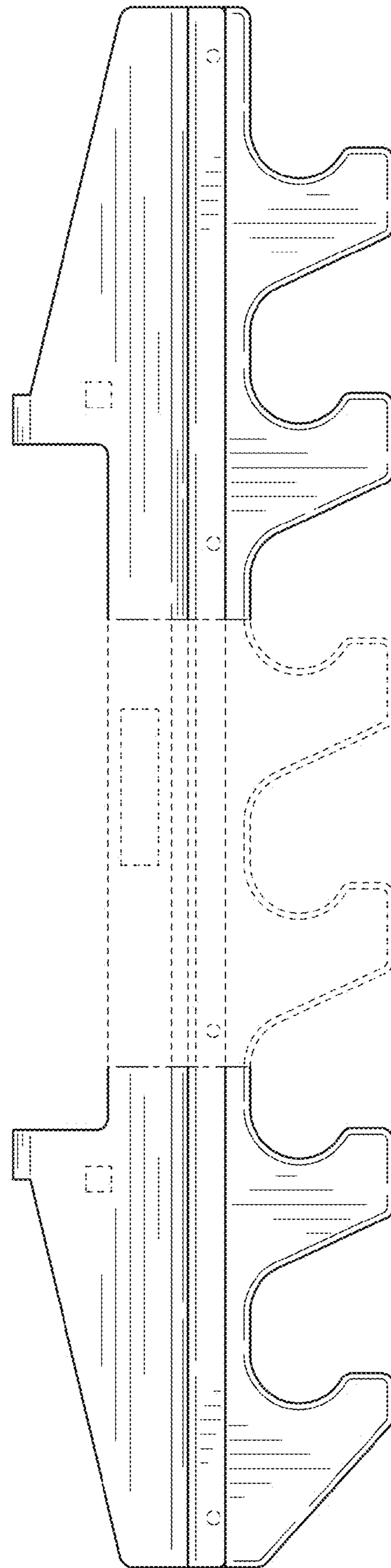


FIG. 5

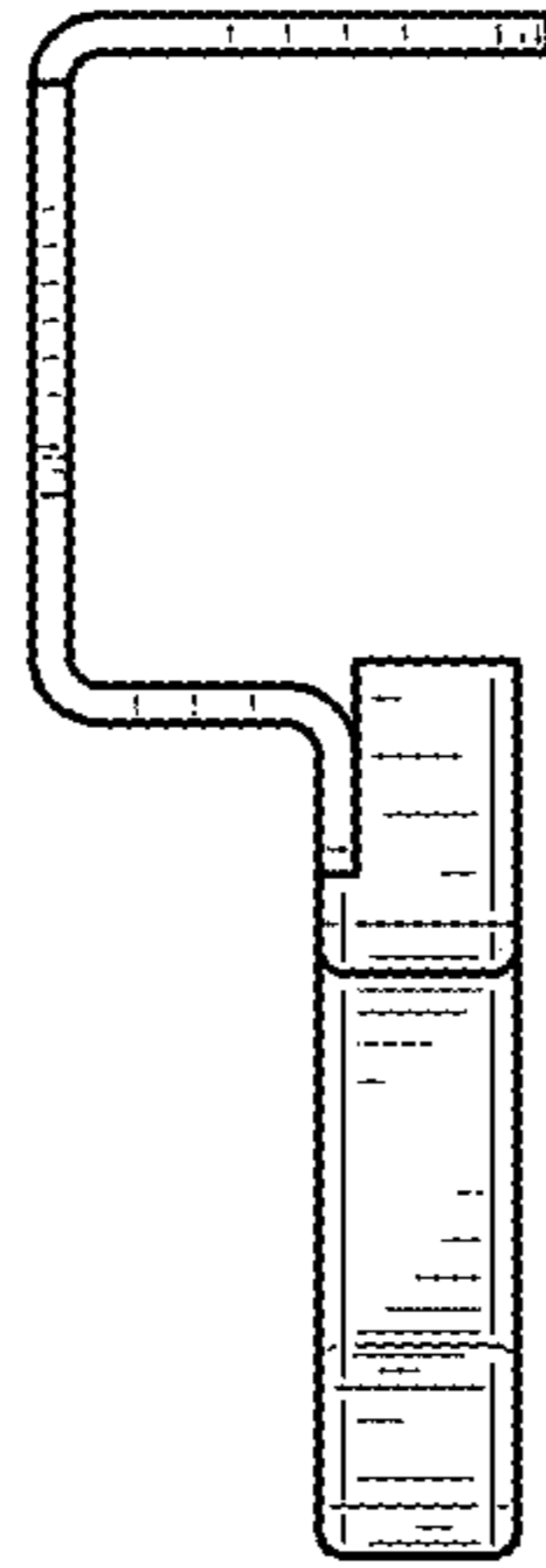


FIG. 6

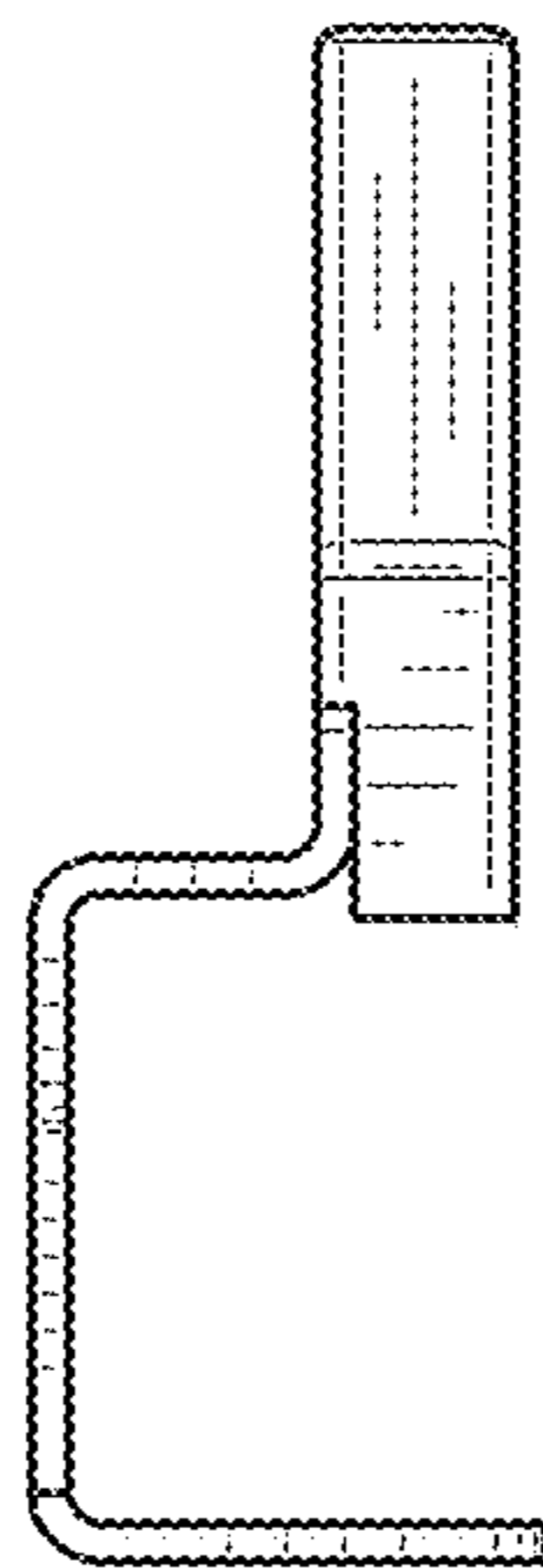


FIG. 7