



US00D884088S

(12) **United States Design Patent**
Leibovich

(10) **Patent No.:** **US D884,088 S**

(45) **Date of Patent:** **** May 12, 2020**

(54) **CUBE GAME**

(71) Applicant: **Particula Ltd.**, Binyamina (IL)

(72) Inventor: **Daniel Leibovich**, Tel Aviv (IL)

(73) Assignee: **PARTICULA LTD.**, Binyamina (IL)

(**) Term: **15 Years**

(21) Appl. No.: **29/664,921**

(22) Filed: **Sep. 28, 2018**

(30) **Foreign Application Priority Data**

Mar. 29, 2018 (EM) 005138054-0001
Mar. 29, 2018 (EM) 005138054-0002

(51) **LOC (12) Cl.** **21-01**

(52) **U.S. Cl.**
USPC **D21/478; D21/300**

(58) **Field of Classification Search**
USPC D21/300, 324, 331, 336, 337, 340,
D21/344-346, 365, 385, 386, 392, 393,
D21/478, 479, 499; 273/237-239, 241,
273/271, 276, 281, 282.1, 289, 148 R,
273/153 R, 156, 157 R, 153 S
CPC A63F 3/00094; A63F 3/00214; A63F
3/00261-00694; A63F 2003/0022; A63F
2003/00223; A63F 9/08-0873; A63F
9/088; A63F 9/12-1288
See application file for complete search history.

(56) **References Cited**

U.S. PATENT DOCUMENTS

3,747,931 A * 7/1973 Tuan A63F 3/00094
273/237
4,427,197 A * 1/1984 Doose A63F 9/0842
273/153 S

4,872,682 A * 10/1989 Kuchimanchi A63F 9/083
273/153 S
D408,061 S * 4/1999 Borg D21/337
6,186,860 B1 * 2/2001 Liao A63F 9/001
273/153 S
D495,378 S * 8/2004 Sugden D21/478
D528,607 S * 9/2006 Sugden D21/478
D618,291 S * 6/2010 Stott D21/478
D655,762 S * 3/2012 Munasur D21/300
D818,055 S * 5/2018 Xie D21/499
2001/0040342 A1 * 11/2001 Matos A63F 9/0613
273/157 R
2005/0164758 A1 * 7/2005 Boeru A63F 3/00094
463/9
2005/0184458 A1 * 8/2005 Sugden A63F 9/0842
273/153 S

(Continued)

FOREIGN PATENT DOCUMENTS

DE 102005058925 A1 * 6/2007 A63F 9/1204
DE 202013008632 U1 * 10/2013 A63F 9/0826

(Continued)

Primary Examiner — Catherine A Tuttle
(74) *Attorney, Agent, or Firm* — The Roy Gross Law
Firm, LLC; Roy Gross

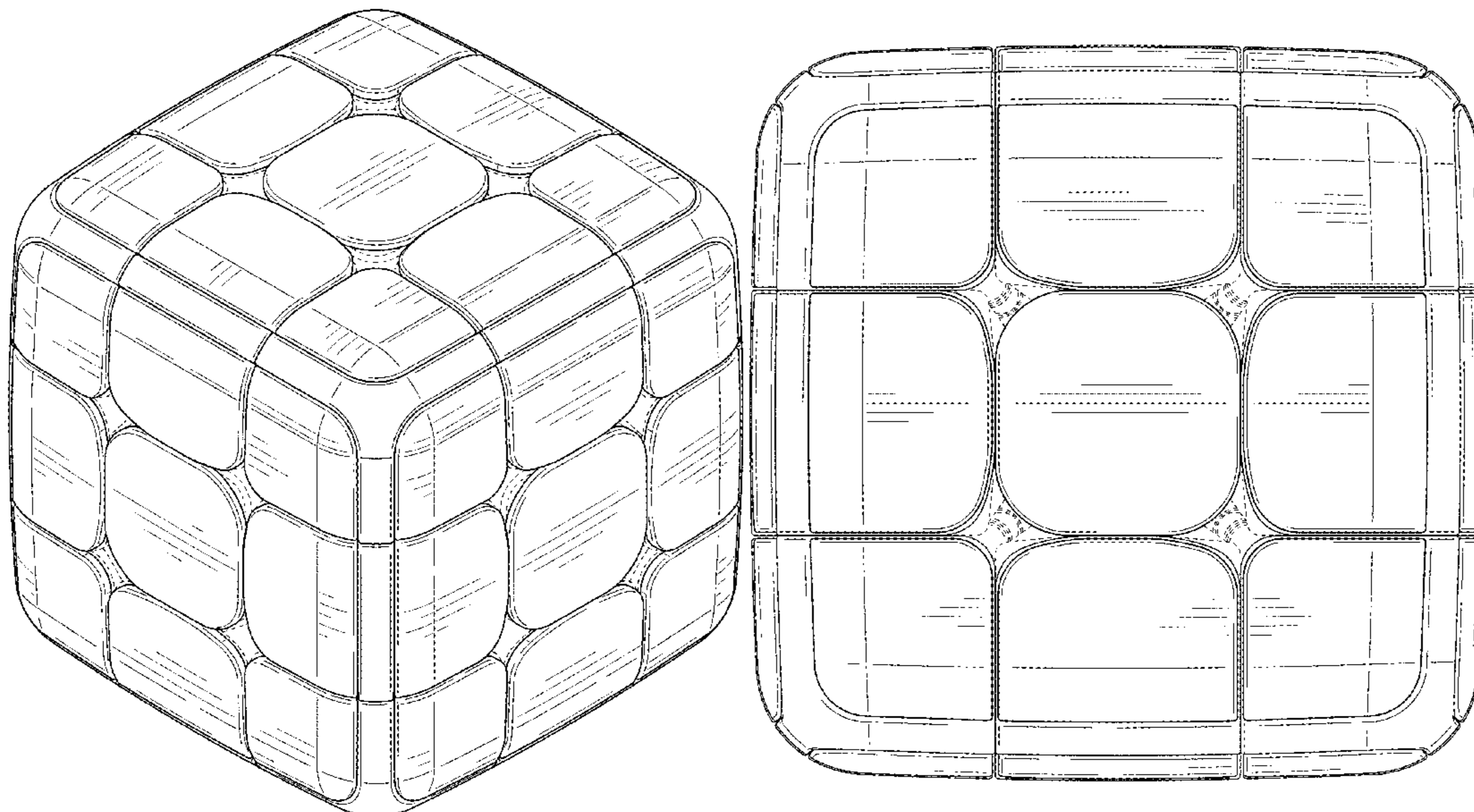
(57) **CLAIM**

The ornamental design for a cube game, as shown and described.

DESCRIPTION

FIG. 1 is a front, right side, top perspective view of a cube game showing my new design;
FIG. 2 is a front elevation view thereof, the back, right side and left side elevation views being identical thereto; and,
FIG. 3 is a top plan view thereof, the bottom plan view being identical thereto.
The broken lines show portions of the cube game that form no part of the claimed design.

1 Claim, 3 Drawing Sheets



(56)

References Cited

U.S. PATENT DOCUMENTS

2007/0057455 A1* 3/2007 Verdes A63F 9/0842
273/153 S
2009/0096161 A1* 4/2009 Fedoseyev A63F 9/0861
273/153 S
2009/0127783 A1* 5/2009 Paquette A63F 9/0834
273/153 S
2011/0248443 A1* 10/2011 Artsiely A63F 9/0823
273/153 S
2012/0280449 A1* 11/2012 Mulholland A63F 3/00214
273/153 S
2020/0023266 A1* 1/2020 Lee A63F 9/0842

FOREIGN PATENT DOCUMENTS

EP 3395417 A1* 10/2018 A63F 9/0857
FR 2522518 A1* 9/1983 A63F 9/0857
WO WO-2009100696 A1* 8/2009 A63F 9/0857
WO WO-2011119212 A2* 9/2011 A63F 9/0842

* cited by examiner




FIG. 1

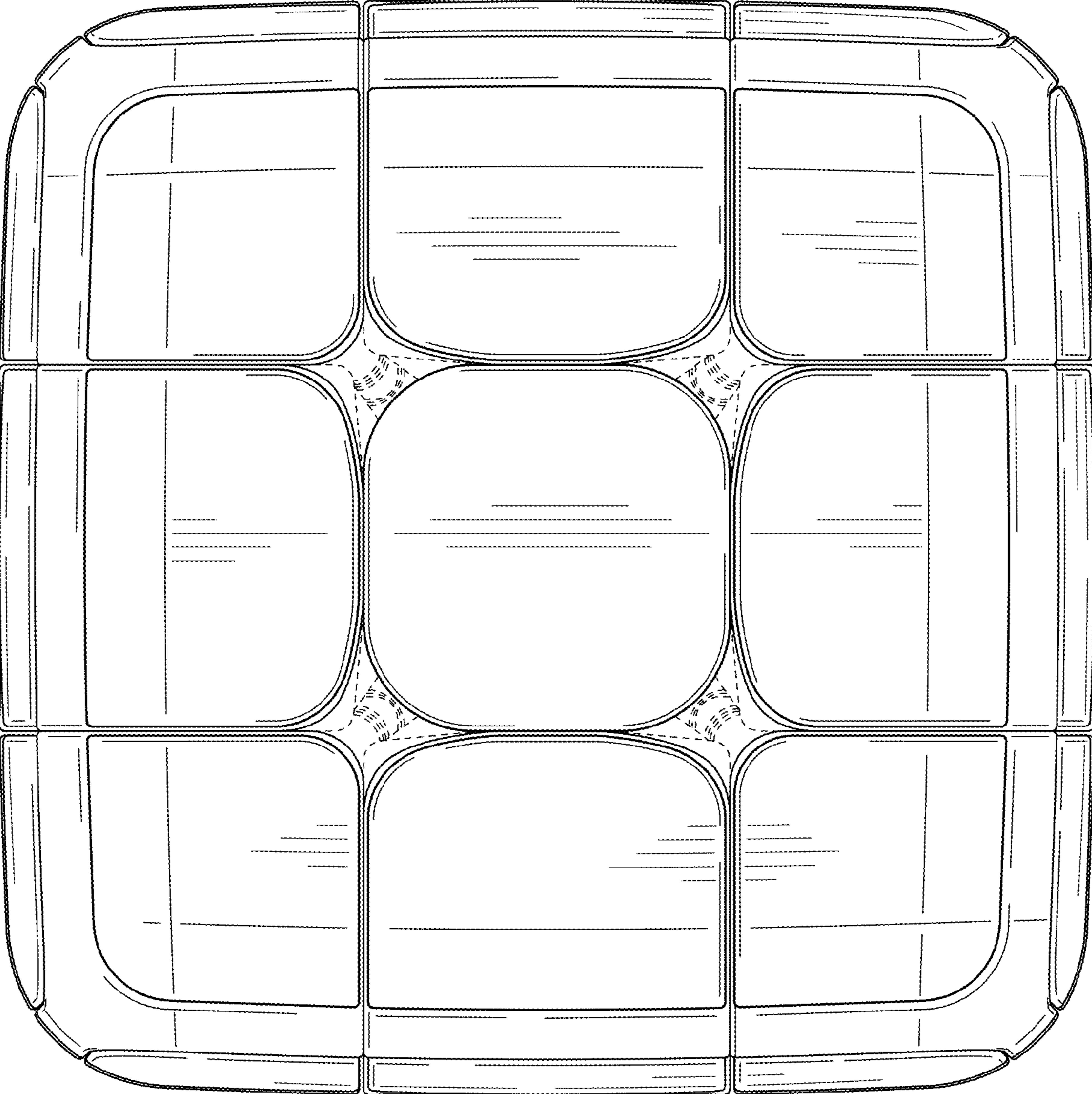


FIG. 2

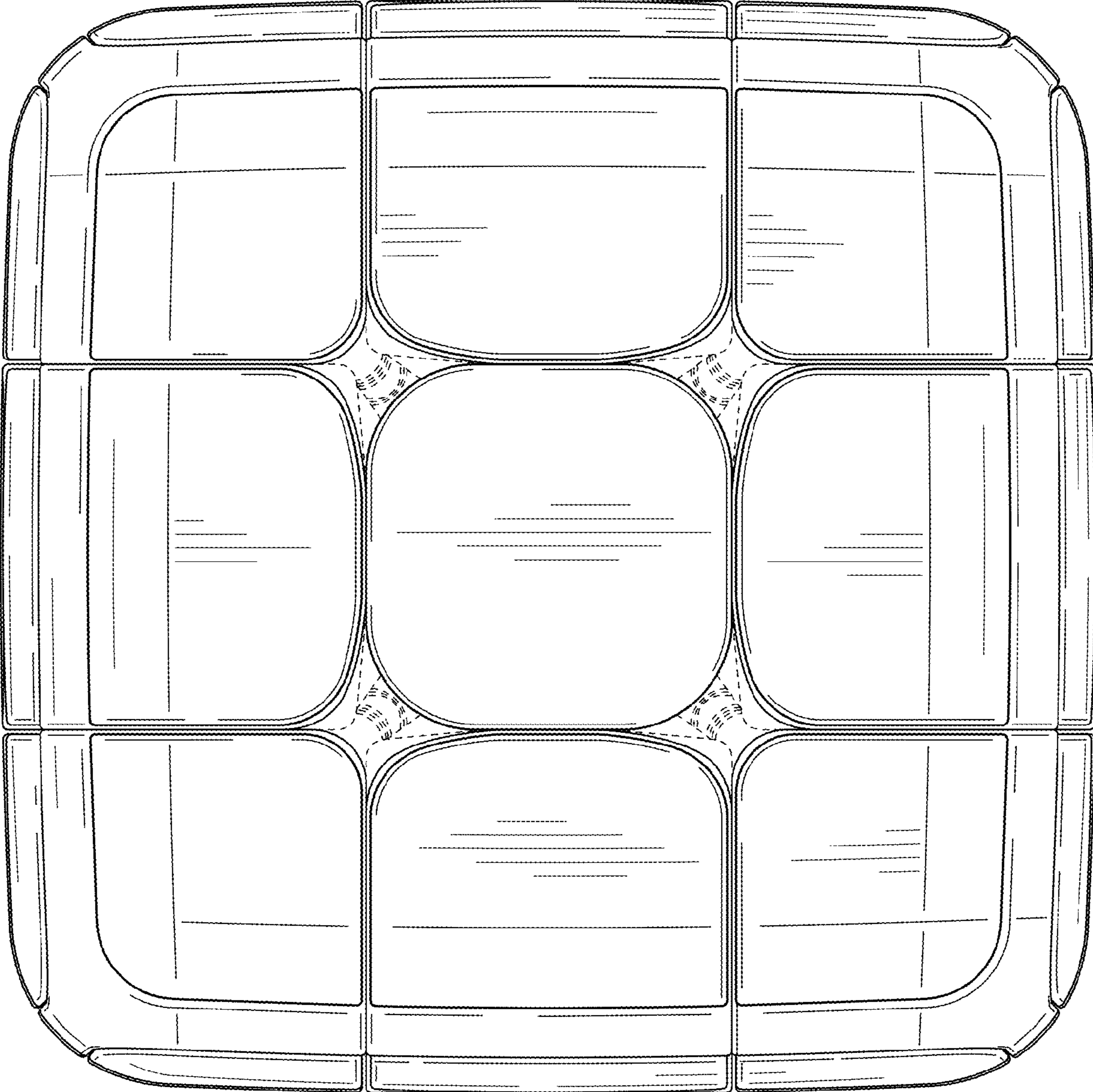


FIG. 3