



US00D884080S

(12) **United States Design Patent** (10) **Patent No.:** **US D884,080 S**  
**Gibson et al.** (45) **Date of Patent:** **\*\* May 12, 2020**

(54) **GAMING MACHINE TOP BOX**  
(71) Applicant: **Everi Games, Inc.**, Austin, TX (US)  
(72) Inventors: **Daniel Gibson**, Austin, TX (US);  
**Courtney Bell**, Austin, TX (US);  
**Michael Conway**, Austin, TX (US);  
**Travis Bussey**, Austin, TX (US)  
(73) Assignee: **Everi Games, Inc.**, Austin, TX (US)  
(\*\*) Term: **15 Years**  
(21) Appl. No.: **29/664,462**  
(22) Filed: **Sep. 25, 2018**  
(51) **LOC (12) Cl.** ..... **21-01**  
(52) **U.S. Cl.**  
USPC ..... **D21/385**  
(58) **Field of Classification Search**  
USPC ..... D21/369, 385  
CPC ... G07F 17/3211; G07F 17/3216; G07F 17/32  
See application file for complete search history.

D622,782 S 8/2010 Chudek  
D624,604 S 9/2010 Wudtke  
D625,368 S 10/2010 Nelson  
D637,238 S 5/2011 O'Keene  
7,942,732 B2\* 5/2011 Nelson ..... G07F 17/32  
273/138.1  
D649,604 S 11/2011 Ortiz  
D665,033 S \* 8/2012 DeSimone ..... D21/385  
D673,619 S 1/2013 Seelig  
(Continued)

*Primary Examiner* — George D. Kirschbaum  
(74) *Attorney, Agent, or Firm* — The Culbertson Group,  
P.C.; Russell D. Culbertson

(57) **CLAIM**

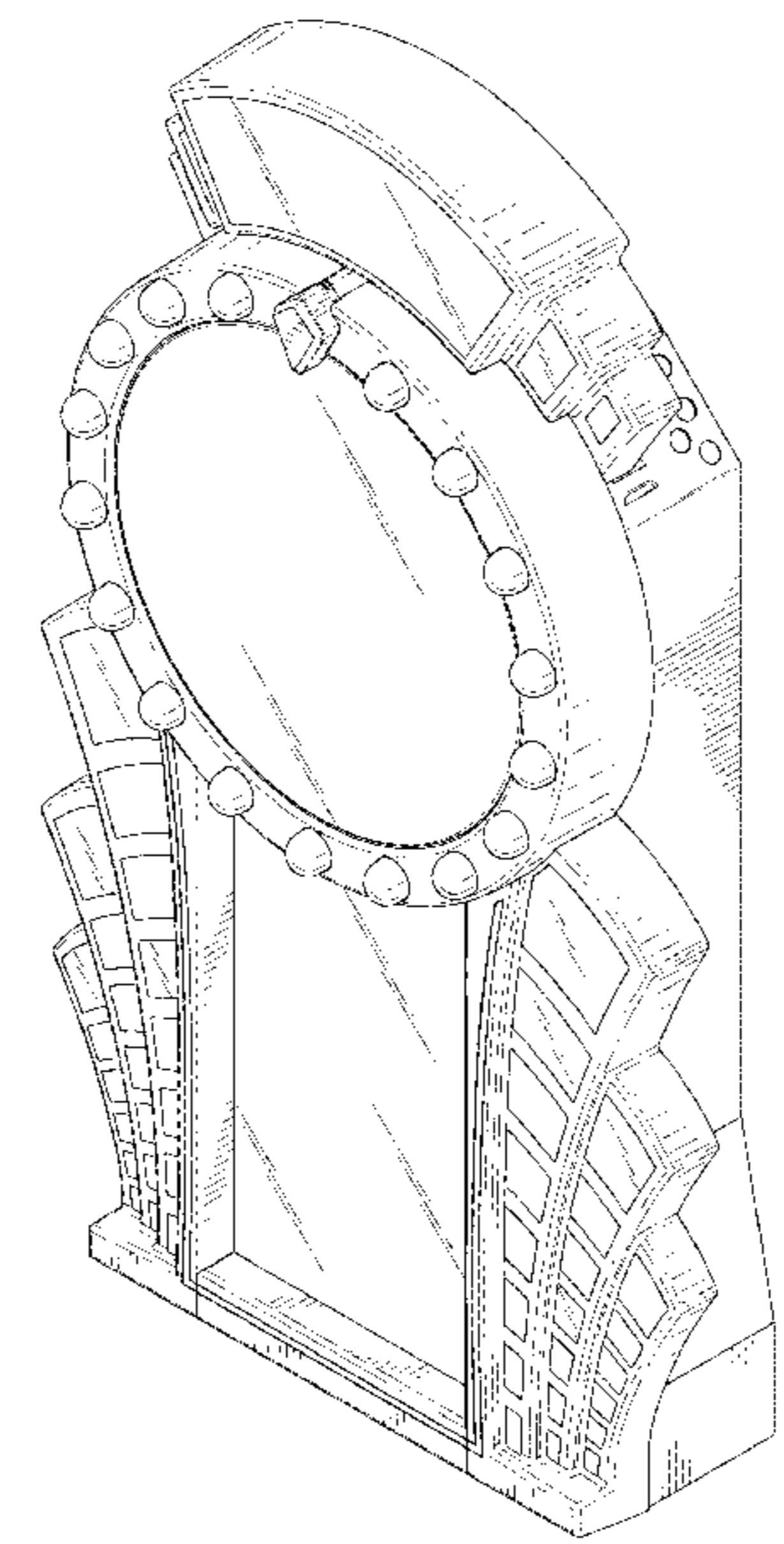
The ornamental design for a gaming machine top box, as shown and described.

**DESCRIPTION**

FIG. 1 is a right perspective view from the front and above a gaming machine top box showing the new design.  
FIG. 2 is a front view of the gaming machine top box shown in FIG. 1.  
FIG. 3 is a rear view of the gaming machine top box shown in FIG. 1.  
FIG. 4 is a left side view of the gaming machine top box shown in FIG. 1.  
FIG. 5 is a right side view of the gaming machine top box shown in FIG. 1.  
FIG. 6 is a top view of the gaming machine top box shown in FIG. 1.  
FIG. 7 is a bottom view of the gaming machine top box shown in FIG. 1; and,  
FIG. 8 is a right perspective view from the front and above the gaming machine top box shown in FIG. 1, as mounted on a gaming machine.  
The broken line features of the gaming machine in FIG. 7 depict environment and form no part of the claim.

(56) **References Cited**  
U.S. PATENT DOCUMENTS  
D327,508 S 6/1992 Mirando  
5,848,932 A 12/1998 Adams  
6,105,962 A 8/2000 Malavazos  
6,705,944 B2 3/2004 Luciano  
D508,268 S 8/2005 Hanchar  
D519,571 S 4/2006 Myers  
D525,665 S 7/2006 Karlsson  
7,226,358 B2 6/2007 Miller  
D557,348 S 12/2007 Gutknecht  
D562,912 S 2/2008 Myers  
D590,025 S 4/2009 Fiore  
D591,360 S 4/2009 Fiore  
D594,068 S 6/2009 Hsu  
D599,859 S 9/2009 Lesley  
D601,637 S 10/2009 Myers  
7,614,949 B2 11/2009 Anderson

**1 Claim, 7 Drawing Sheets**



(56)

**References Cited**

U.S. PATENT DOCUMENTS

D673,620 S	1/2013	Johnson	
D673,621 S	1/2013	Johnson	
D678,955 S	3/2013	Lesley	
D706,359 S *	6/2014	Wudtke .....	D21/369
8,808,094 B2 *	8/2014	DeSimone .....	G07F 17/3216 463/30
D813,313 S *	3/2018	Bussey .....	D21/369
9,972,161 B2 *	5/2018	Bernard .....	G07F 17/3211

\* cited by examiner

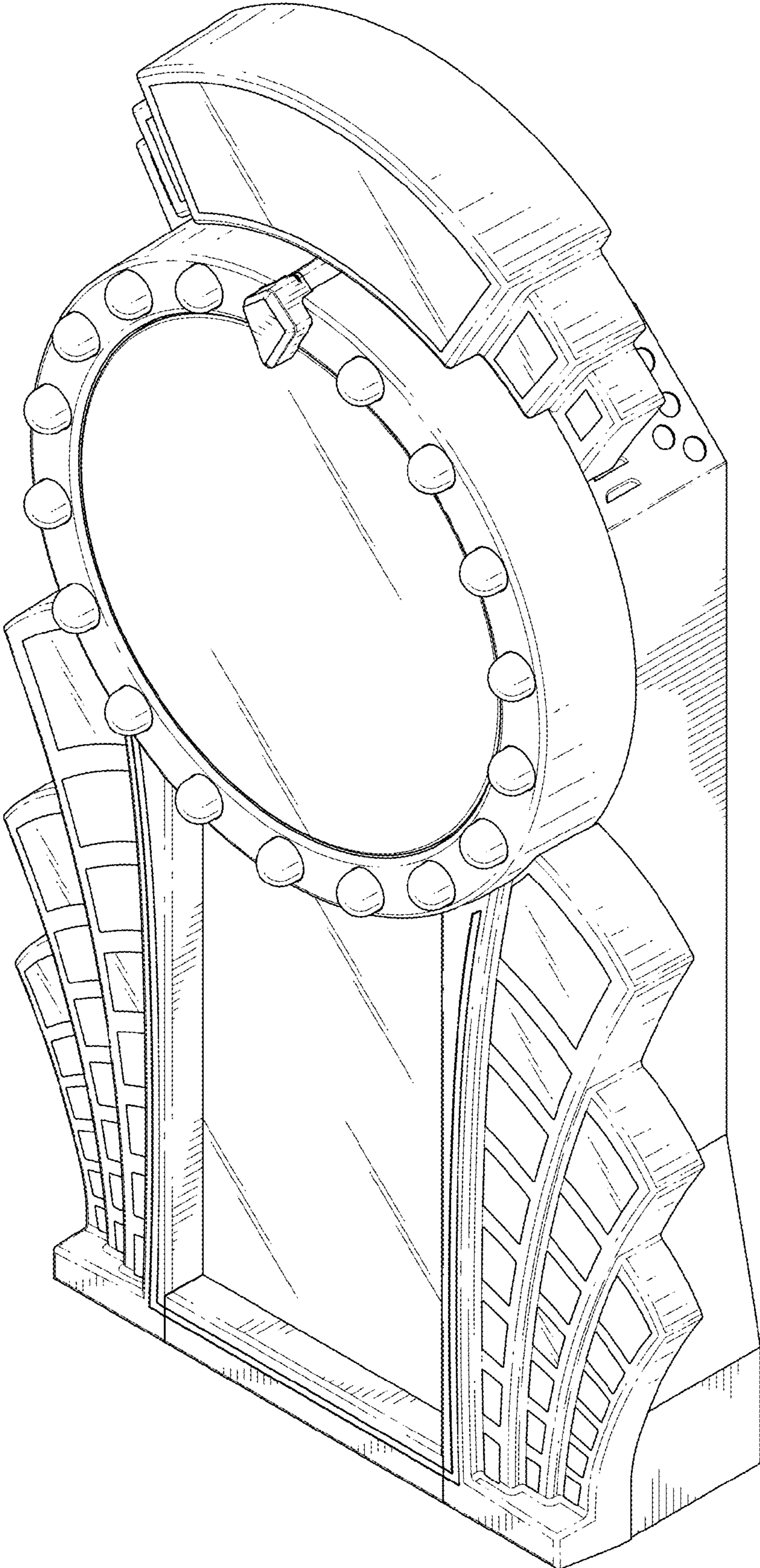


FIG. 1

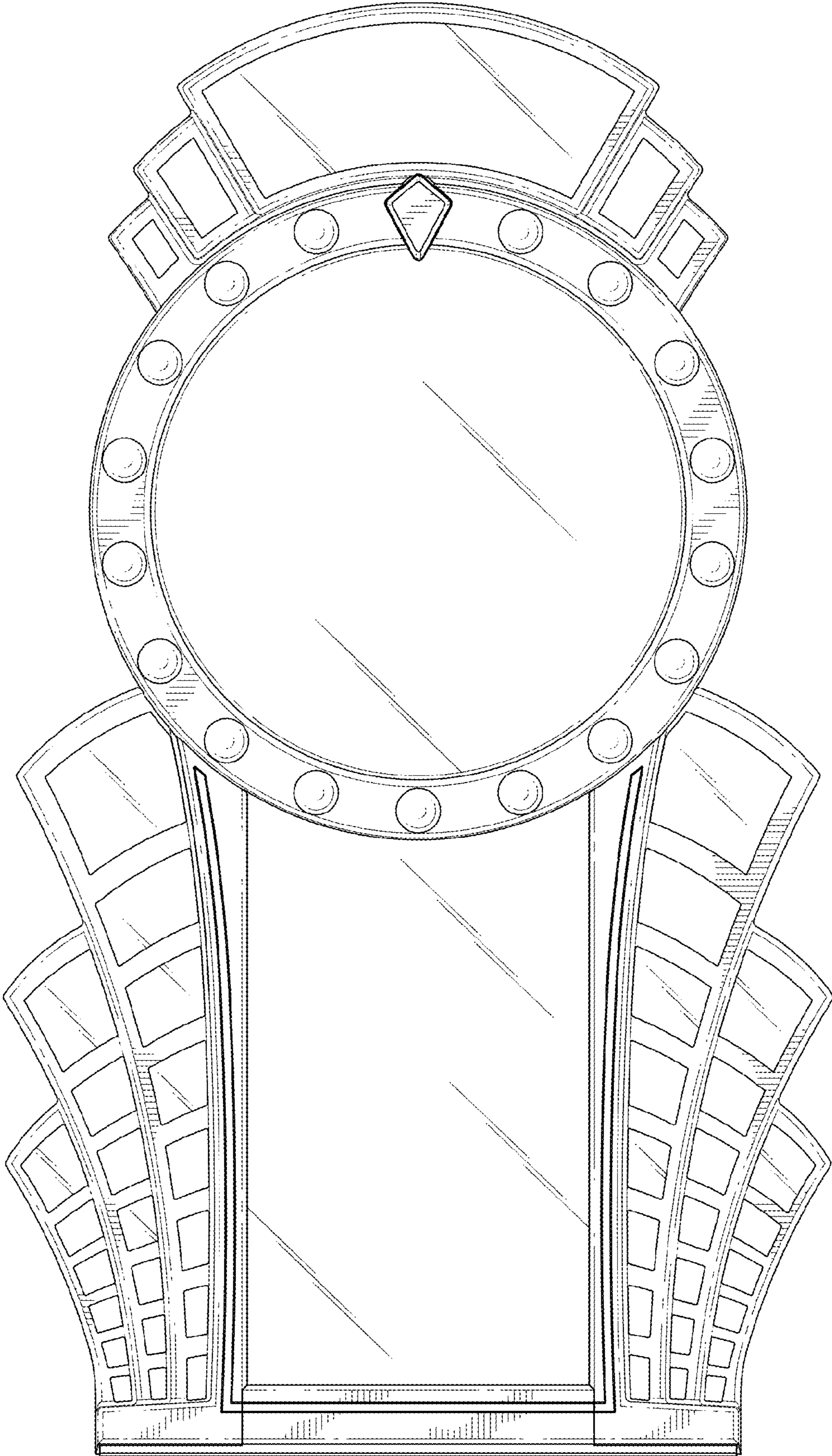


FIG.2

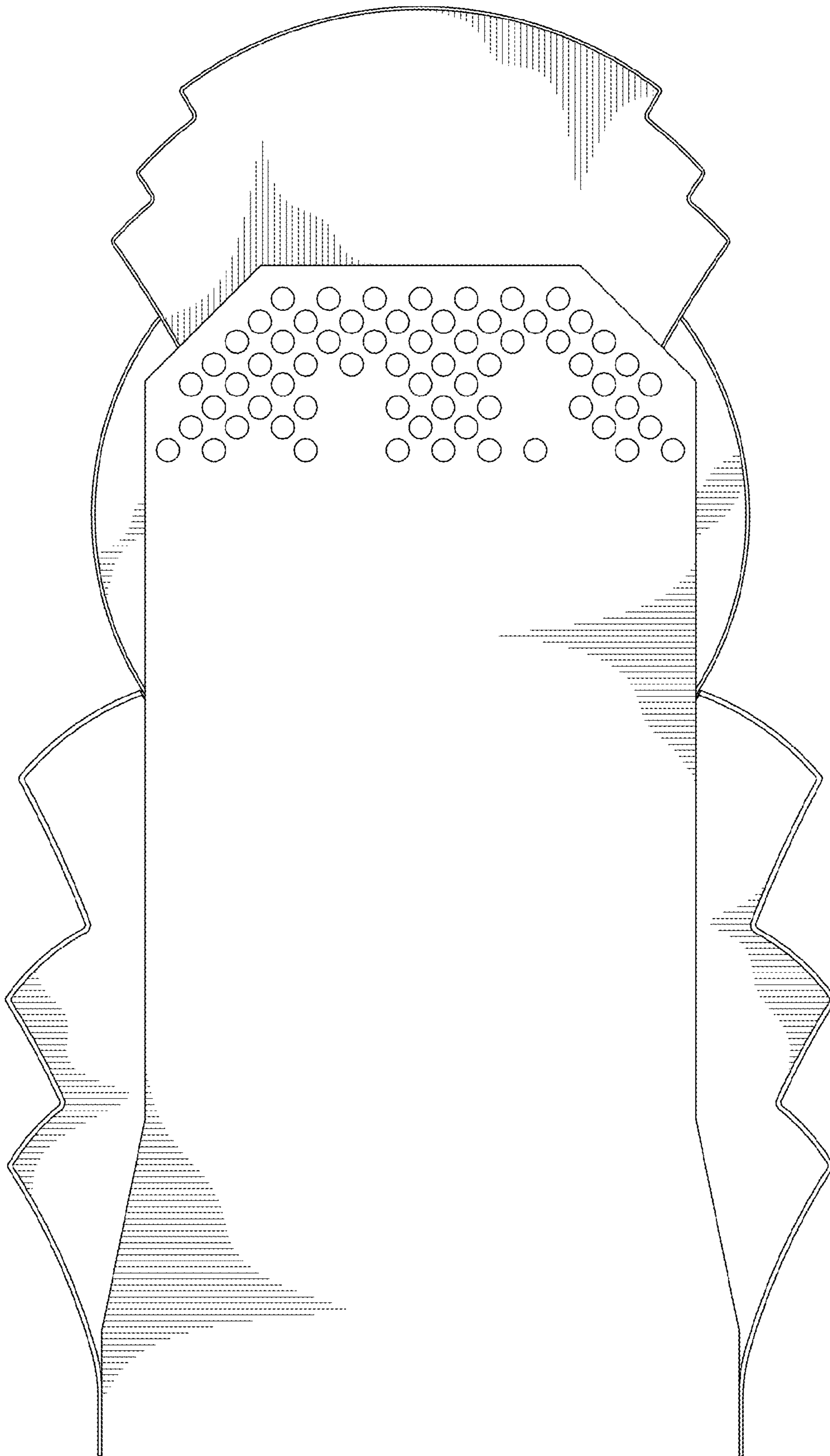


FIG. 3

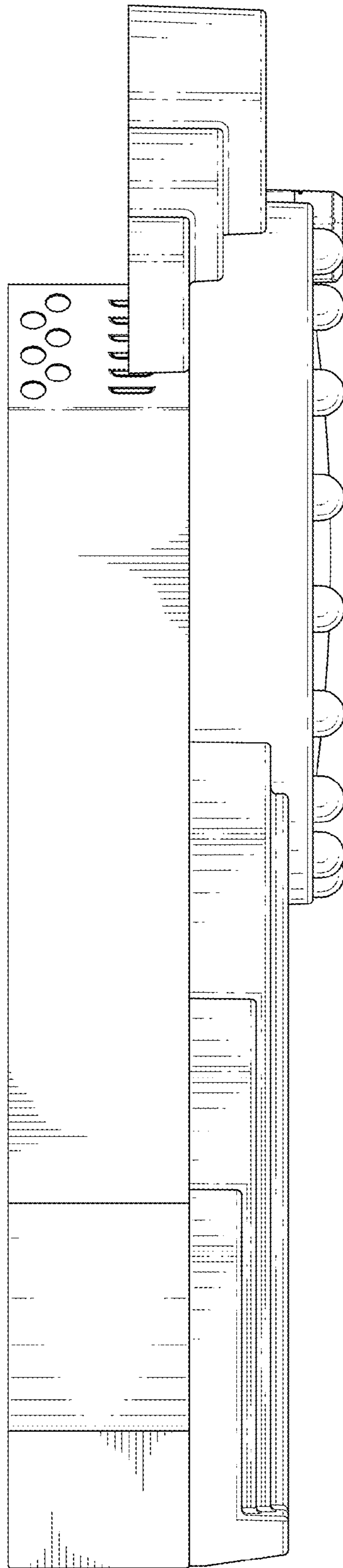


FIG.4

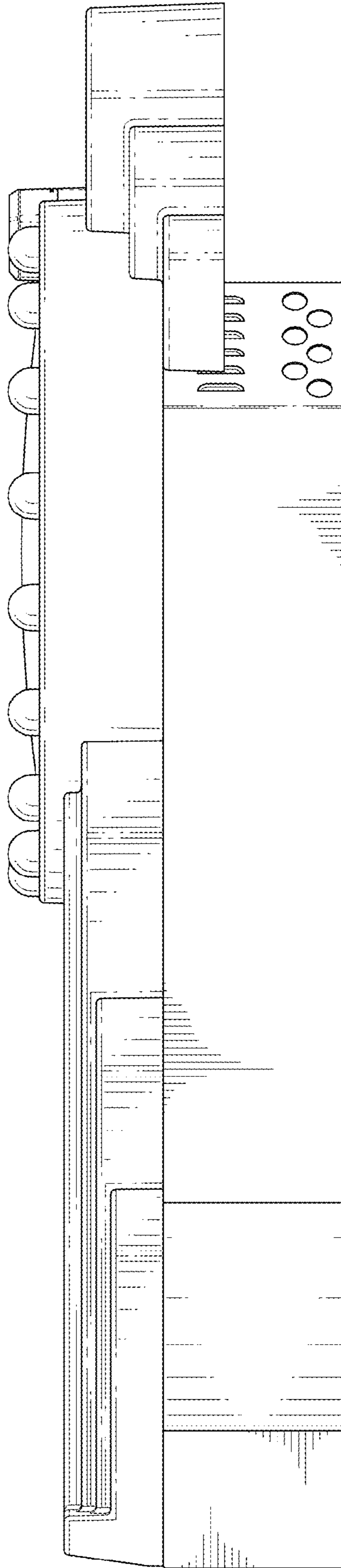


FIG.5

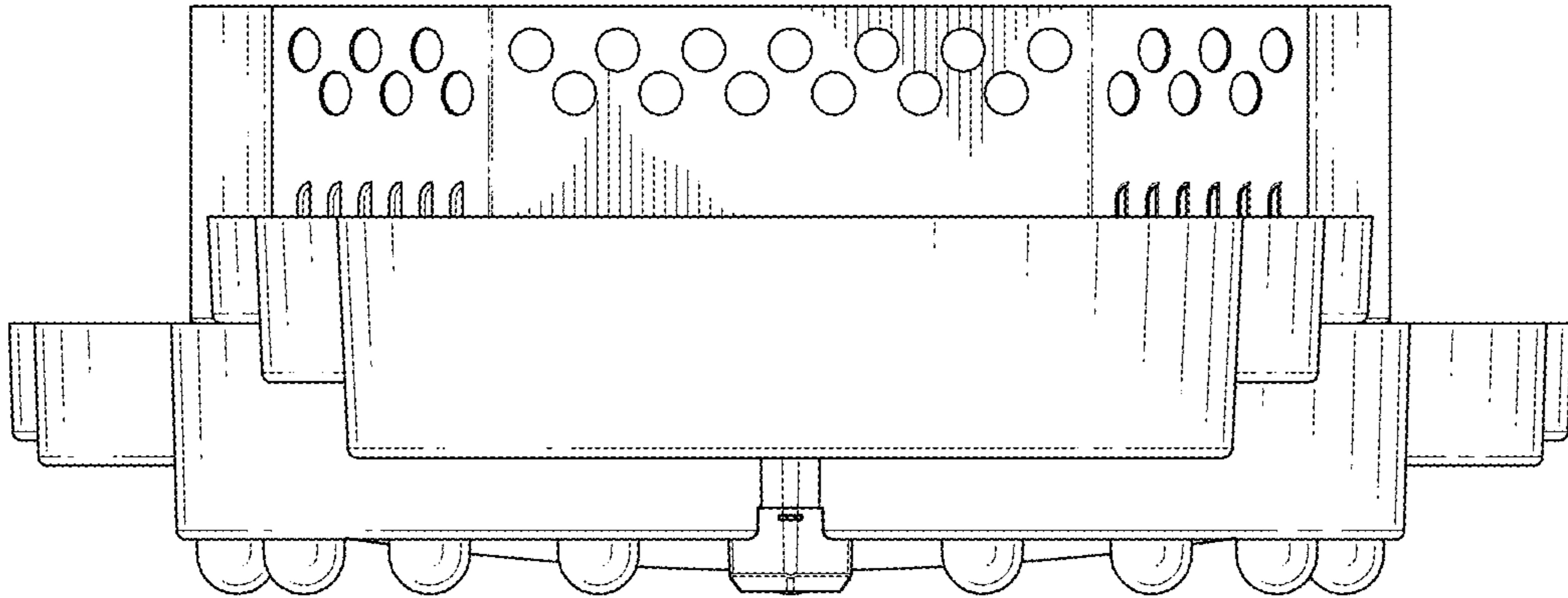


FIG. 6

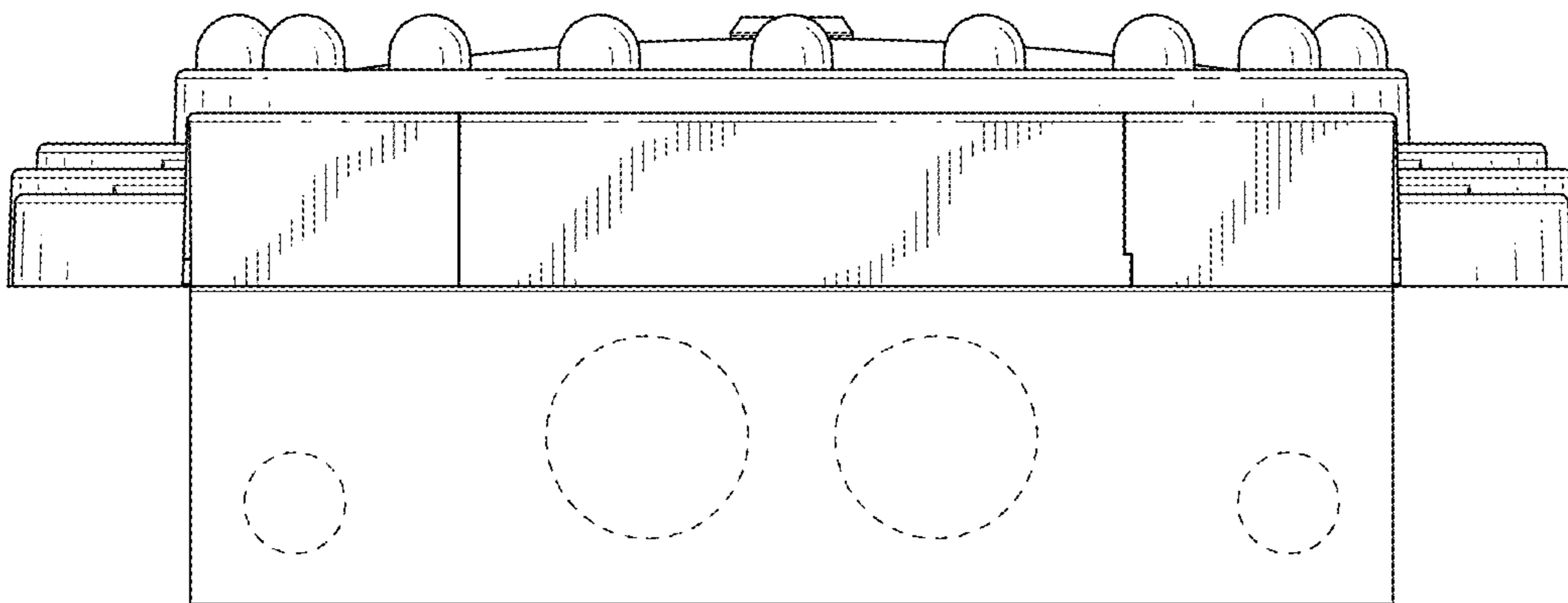


FIG. 7



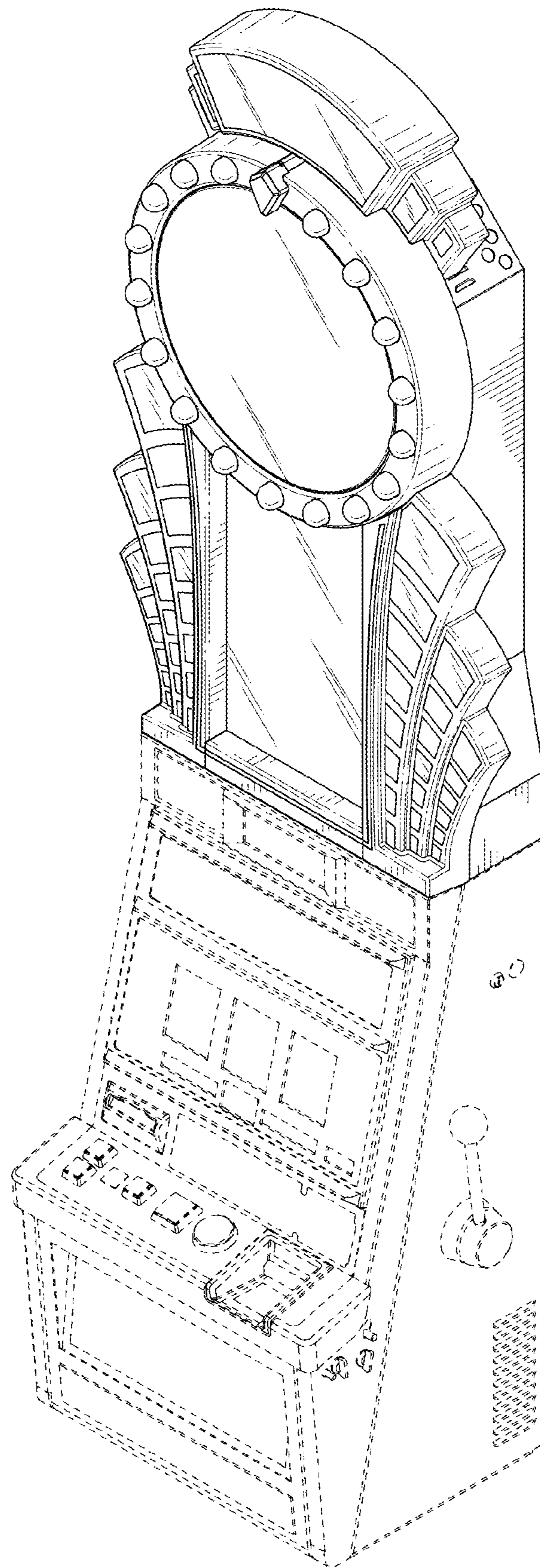


FIG.8