



US00D884073S

(12) **United States Design Patent**
Tsai

(10) **Patent No.:** **US D884,073 S**

(45) **Date of Patent:** **** May 12, 2020**

- (54) **STATIONERY BOX**
- (71) Applicant: **Tsung-Yu Tsai**, Changhua (TW)
- (72) Inventor: **Tsung-Yu Tsai**, Changhua (TW)
- (**) Term: **15 Years**
- (21) Appl. No.: **29/684,142**
- (22) Filed: **Mar. 19, 2019**
- (51) **LOC (12) Cl.** **19-02**
- (52) **U.S. Cl.**
USPC **D19/92**
- (58) **Field of Classification Search**
USPC D19/75-92, 99, 135; D3/206, 304, 306,
D3/310, 315; D6/675.5, 683, 683.1;
D7/631, 637-641; D9/427, 432, 611;
D14/253
CPC .. B43M 99/00; B43M 99/001; B43M 99/003;
B43M 99/006; B43M 99/007; B43M
99/008; B43M 99/009; B42D 3/12; B42D
3/16; B42D 3/18; B43K 23/001; B43K
23/002; A47B 55/00; A47B 63/00
See application file for complete search history.

- D378,951 S * 4/1997 Youngblood D14/483
- D425,937 S * 5/2000 Serrault D19/86
- D426,854 S * 6/2000 Harris D19/76
- 6,129,433 A * 10/2000 Rosenberg A47B 88/994
312/348.3
- D472,711 S * 4/2003 Chen D3/313
- D512,836 S * 12/2005 Marnell, II D3/313
- 7,147,120 B2 * 12/2006 Rosenberg A47B 88/994
220/8
- D537,633 S * 3/2007 Marnell, II D3/313
- D660,086 S * 5/2012 Buchman D7/553.2
- 8,256,852 B2 * 9/2012 Machala A47B 61/02
312/330.1
- D707,501 S * 6/2014 Breuss D7/641
- D743,211 S * 11/2015 Choi D7/554.3
- D802,928 S * 11/2017 Serimian D3/313
- D830,060 S * 10/2018 Kraemer D3/310
- D843,724 S * 3/2019 Drendel D3/297
- D856,094 S * 8/2019 Joseph D7/637
- 10,420,419 B2 * 9/2019 Kasravi B42F 7/145

(Continued)

Primary Examiner — Elizabeth A. Albert

(74) *Attorney, Agent, or Firm* — Muncy, Geissler, Olds & Lowe, P.C.

(57) **CLAIM**

The ornamental design for a stationery box, as shown and described.

DESCRIPTION

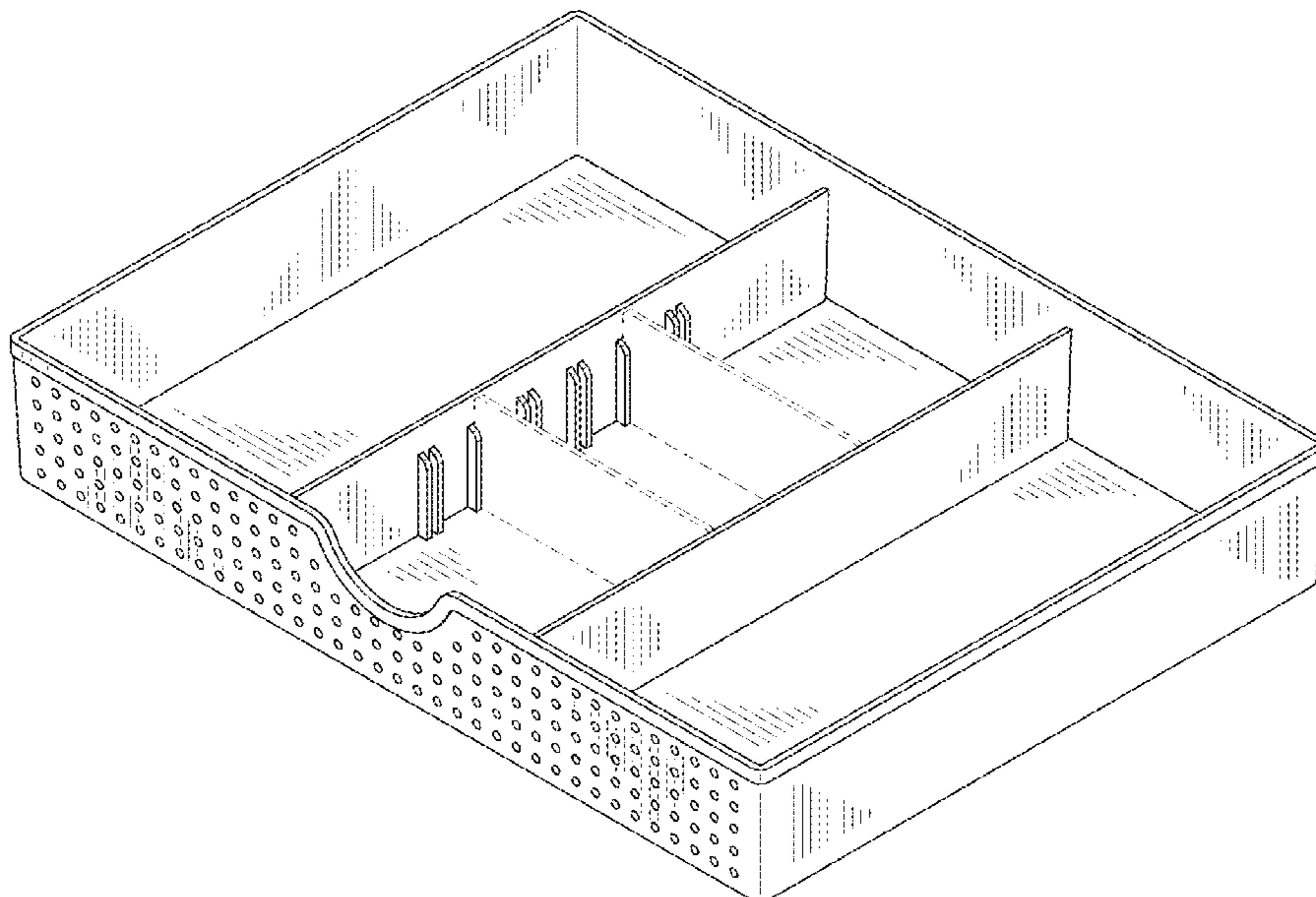
FIG. 1 is a perspective view of a stationery box, showing the new design;
 FIG. 2 is a front elevational view thereof;
 FIG. 3 is a rear elevational view thereof;
 FIG. 4 is a left side elevational view thereof;
 FIG. 5 is a right side elevational view thereof;
 FIG. 6 is a top plan view thereof; and,
 FIG. 7 is a bottom plan view thereof.
 The broken lines shown in FIGS. 1-2 and 6 depict portions of the stationery box that form no part of the claimed design.

1 Claim, 7 Drawing Sheets

(56) **References Cited**

U.S. PATENT DOCUMENTS

- 2,099,279 A * 11/1937 Schnider A47K 5/03
132/314
- D180,895 S * 9/1957 Davis D19/92
- D193,819 S * 10/1962 Whitson D19/92
- D211,917 S * 8/1968 Copeland D19/92
- D245,170 S * 7/1977 Evenson D19/92
- D272,637 S * 2/1984 Barbieri D19/92
- 4,905,836 A * 3/1990 Lindgren B64D 1/16
206/557
- 5,016,772 A * 5/1991 Wilk B65D 21/086
220/495.01
- D377,294 S * 1/1997 Brady D30/161



(56)

References Cited

U.S. PATENT DOCUMENTS

D866,665 S * 11/2019 Palmer D21/342
2011/0084584 A1 * 4/2011 Curtin A47B 97/00
312/348.3

* cited by examiner

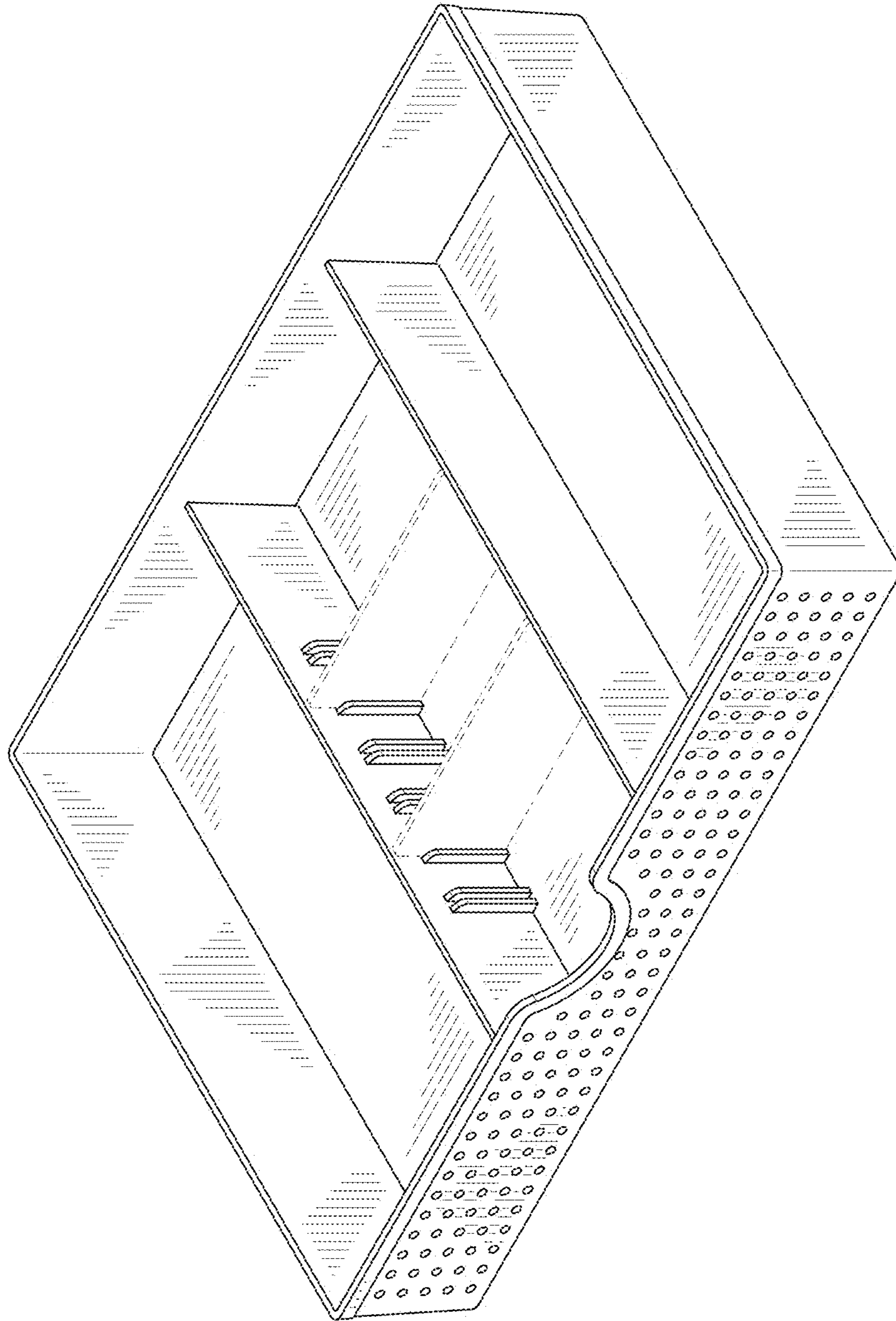


FIG. 1

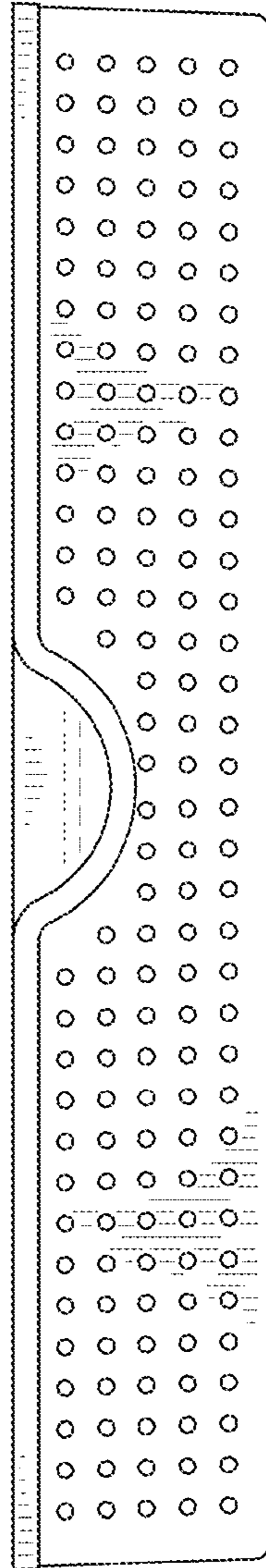


FIG. 2




FIG. 3




FIG. 4




FIG. 5

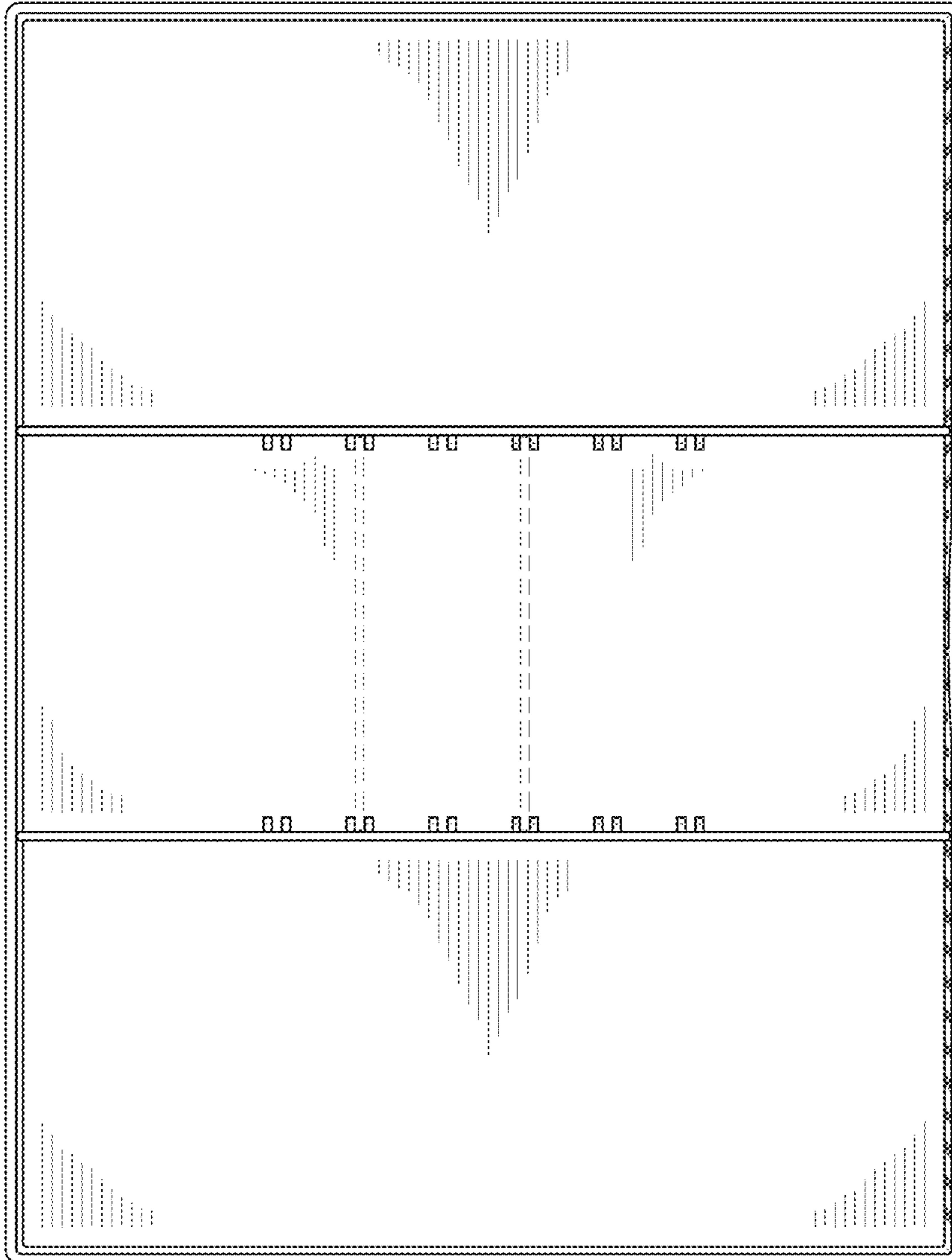


FIG. 6




FIG. 7