



US00D884070S

(12) **United States Design Patent** (10) **Patent No.:** **US D884,070 S**  
**Chandra** (45) **Date of Patent:** **\*\* May 12, 2020**

(54) **ASSET TAG LABEL SHEET ASSEMBLY**  
(71) Applicant: **CCL Label, Inc.**, Framingham, MA (US)  
(72) Inventor: **Yusup Chandra**, Brea, CA (US)  
(73) Assignee: **CCL LABEL INC.**, Framingham, MA (US)  
(\*\*) Term: **15 Years**  
(21) Appl. No.: **29/666,080**  
(22) Filed: **Oct. 10, 2018**  
(51) **LOC (12) Cl.** ..... **19-01**  
(52) **U.S. Cl.**  
USPC ..... **D19/1**  
(58) **Field of Classification Search**  
USPC ..... D19/1-12; 40/124.01-124.15, 672, 661, 40/726, 776, 617, 633; 229/72, 92, 92.1,  
(Continued)

(56) **References Cited**  
U.S. PATENT DOCUMENTS  
D448,404 S \* 9/2001 Hamilton ..... D19/1  
D700,651 S \* 3/2014 Tovar ..... D19/1  
(Continued)

*Primary Examiner* — Abraham Bahta  
(74) *Attorney, Agent, or Firm* — McDonald Hopkins LLC

(57) **CLAIM**  
The ornamental design for asset tag label sheet assembly, as shown and described.

**DESCRIPTION**

FIG. 1 is a perspective view of an embodiment of an asset tag label sheet assembly showing my new design;  
FIG. 2 is a front view of the asset tag label sheet assembly of FIG. 1;

FIG. 3 is a rear view of the asset tag label sheet assembly of FIG. 1;  
FIG. 4 is a first side view of the asset tag label sheet assembly of FIG. 1;  
FIG. 5 is a second side view of the asset tag label sheet assembly of FIG. 1;  
FIG. 6 is a top view of the asset tag label sheet assembly of FIG. 1;  
FIG. 7 is a bottom view of the asset tag label sheet assembly of FIG. 1;  
FIG. 8 is a perspective view of an embodiment of an asset tag label sheet assembly showing my new design;  
FIG. 9 is a front view of the asset tag label sheet assembly of FIG. 8;  
FIG. 10 is a rear view of the asset tag label sheet assembly of FIG. 8;  
FIG. 11 is a first side view of the asset tag label sheet assembly of FIG. 8;  
FIG. 12 is a second side view of the asset tag label sheet assembly of FIG. 8;  
FIG. 13 is a top view of the asset tag label sheet assembly of FIG. 8;  
FIG. 14 is a bottom view of the asset tag label sheet assembly of FIG. 8;  
FIG. 15 is a perspective view of an embodiment of an asset tag label sheet assembly showing my new design;  
FIG. 16 is a front view of the asset tag label sheet assembly of FIG. 15;  
FIG. 17 is a rear view of the asset tag label sheet assembly of FIG. 15;  
FIG. 18 is a first side view of the asset tag label sheet assembly of FIG. 15;  
FIG. 19 is a second side view of the asset tag label sheet assembly of FIG. 15;  
FIG. 20 is a top view of the asset tag label sheet assembly of FIG. 15;  
FIG. 21 is a bottom view of the asset tag label sheet assembly of FIG. 15;  
FIG. 22 is a perspective view of an embodiment of an asset tag label sheet assembly showing my new design;  
(Continued)




FIG. 23 is a front view of the asset tag label sheet assembly of FIG. 22;

FIG. 24 is a rear view of the asset tag label sheet assembly of FIG. 22;

FIG. 25 is a first side view of the asset tag label sheet assembly of FIG. 22;

FIG. 26 is a second side view of the asset tag label sheet assembly of FIG. 22;

FIG. 27 is a top view of the asset tag label sheet assembly of FIG. 22; and,

FIG. 28 is a bottom view of the asset tag label sheet assembly of FIG. 22.

The broken lines in the figures are included for the purpose of illustrating portions of an asset tag label sheet assembly and do not form a part of the claimed design. The first side, second side, top, and bottom views include a shape and appearance that would be evident from the views of the asset tag label sheet assembly as shown.

**1 Claim, 16 Drawing Sheets**

(58) **Field of Classification Search**

USPC ..... 229/300-303; 283/72, 74-75, 103-106;  
D20/10, 22, 42, 11; D14/435-437

CPC .... B42D 15/00; B42D 15/022; B42D 15/045;  
B42D 15/027; B42D 15/042; B42D  
25/00; B42D 25/20; B42D 25/23; B42D  
25/26; B42D 25/30; B42D 25/285; B42D  
2033/00; B42D 2033/02; B42D 2033/04;  
B42D 2033/08; B42D 2033/10

See application file for complete search history.

(56) **References Cited**

U.S. PATENT DOCUMENTS

D775,688	S	*	1/2017	Li	.....	D19/1
D813,942	S	*	3/2018	Sato	.....	D19/1
D813,944	S	*	3/2018	Sato	.....	D19/1
D841,087	S	*	2/2019	Jameson	.....	D19/1
D856,414	S	*	8/2019	Jameson	.....	D19/1

\* cited by examiner




FIG. 1

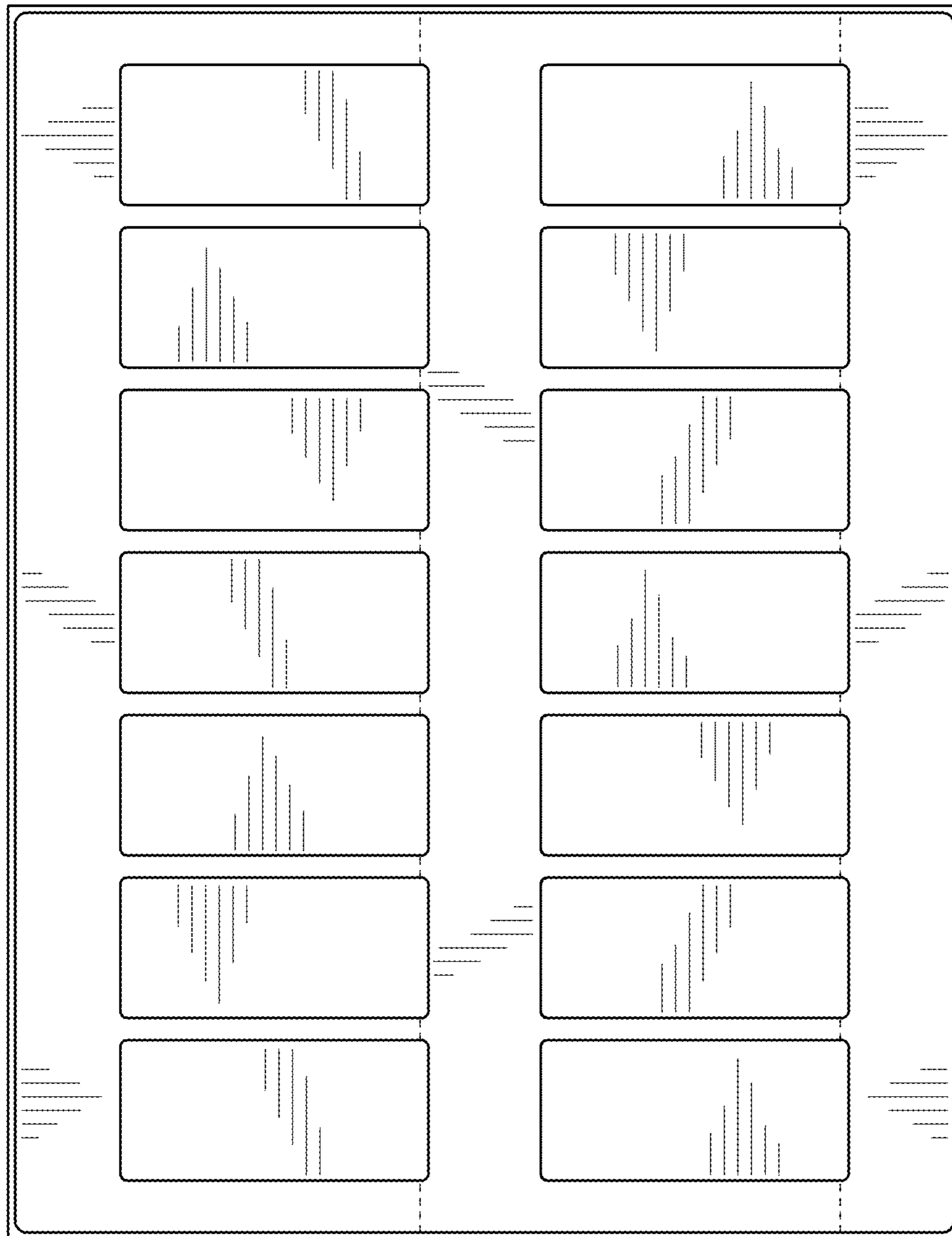



FIG. 2





**FIG. 3**



FIG. 4



FIG. 5



FIG. 6

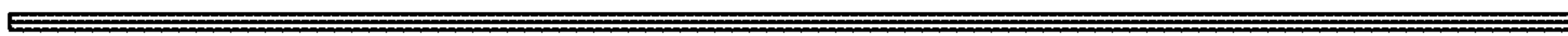


FIG. 7




FIG. 8




FIG. 9






FIG. 10



FIG. 11



FIG. 12



FIG. 13

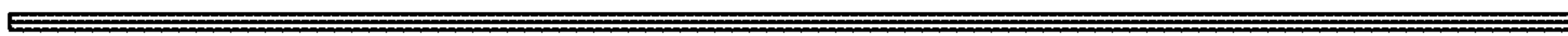


FIG. 14




FIG. 15




FIG. 16




FIG. 17





FIG. 18



FIG. 19



FIG. 20

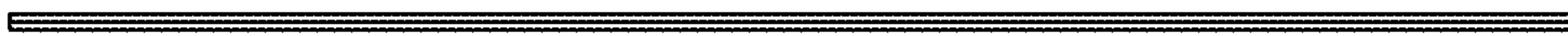


FIG. 21




FIG. 22

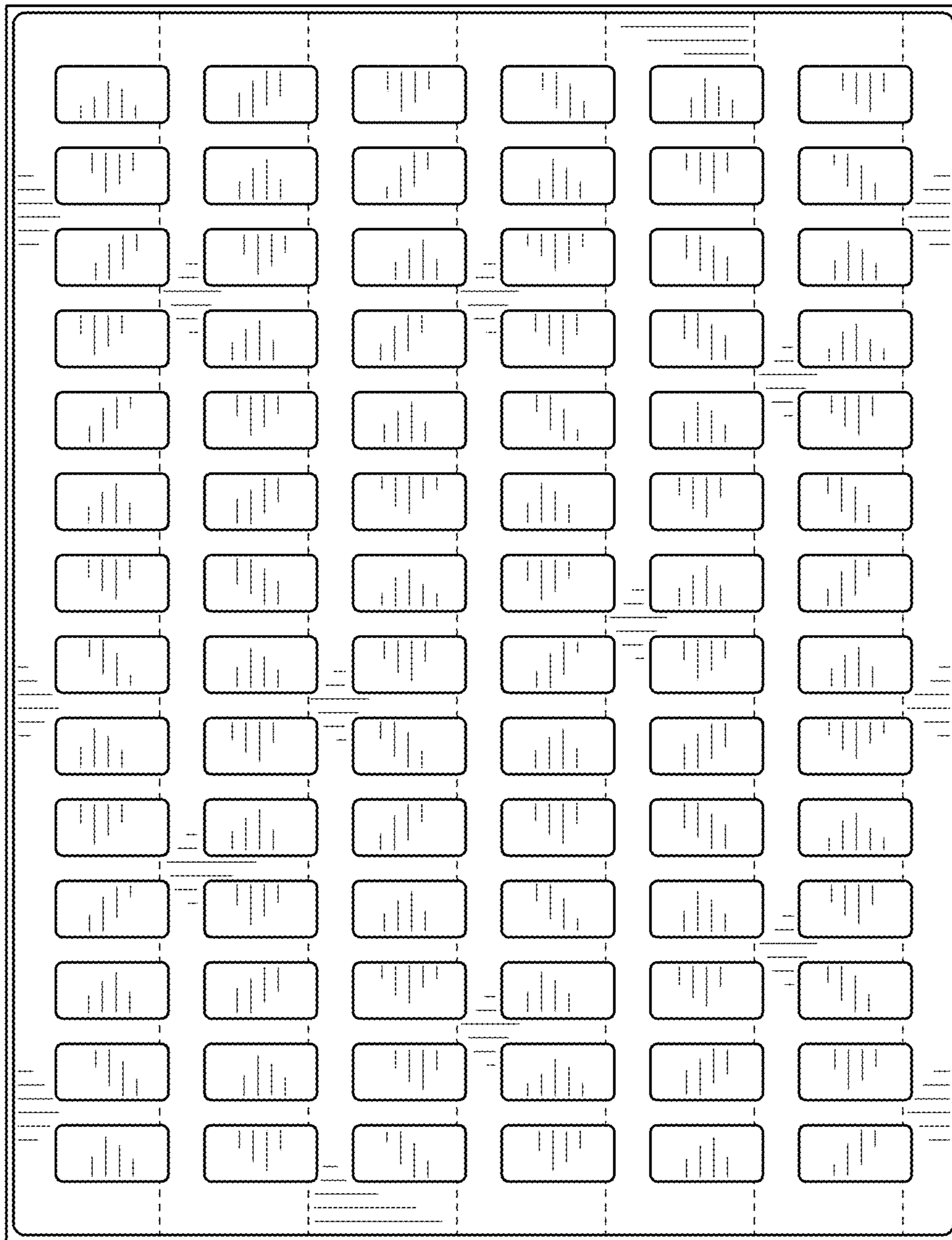


FIG. 23




FIG. 24



FIG. 25



FIG. 26



FIG. 27

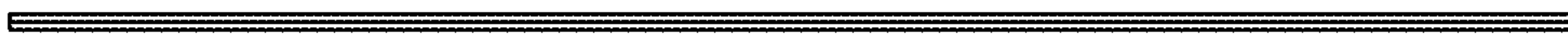


FIG. 28