



US00D884047S

(12) **United States Design Patent**  
**Ji**

(10) **Patent No.:** **US D884,047 S**

(45) **Date of Patent:** **\*\* May 12, 2020**

(54) **KID'S CAMERA**

(71) Applicant: **SHEN ZHEN AIMSON INDUSTRY DEVELOPMENT CO., LTD,**  
Shenzhen (CN)

(72) Inventor: **Zhe Ji,** Shenzhen (CN)

(73) Assignee: **SHEN ZHEN AIMSON INDUSTRY DEVELOPMENT CO., LTD,**  
Shenzhen (CN)

(\*\*) Term: **15 Years**

(21) Appl. No.: **29/684,564**

(22) Filed: **Mar. 22, 2019**

(30) **Foreign Application Priority Data**

Mar. 15, 2019 (CN) ..... 2019 3 0108511

(51) **LOC (12) Cl.** ..... **16-01**

(52) **U.S. Cl.**  
USPC ..... **D16/202; D21/514**

(58) **Field of Classification Search**  
USPC ..... D16/200, 202-206, 208, 218, 219;  
D21/514; 348/373-376; 396/535,  
396/539-541  
CPC ..... G03B 15/03; G03B 17/02; G03B 17/04;  
G03B 17/56; G03B 19/04; H04N 5/2251;  
H04N 5/2252; H04N 5/2253; H04N  
5/2254; H04N 2101/00  
See application file for complete search history.

(56) **References Cited**

**U.S. PATENT DOCUMENTS**

D515,608 S \* 2/2006 Heatherly ..... D16/202  
D524,839 S \* 7/2006 Wen ..... D16/202

D558,810 S \* 1/2008 Alden ..... D16/202  
D585,925 S \* 2/2009 Kuo ..... D16/202  
D729,296 S \* 5/2015 Shelton ..... D16/202  
D810,169 S \* 2/2018 Bhattacharya ..... D16/203  
D822,742 S \* 7/2018 Hathway ..... D16/203  
D822,743 S \* 7/2018 Hathway ..... D16/203  
D822,744 S \* 7/2018 Hathway ..... D16/203  
D836,698 S \* 12/2018 Hathway ..... D16/203  
D863,402 S \* 10/2019 Guo ..... D16/203  
D864,274 S \* 10/2019 Moon ..... D16/202  
D875,802 S \* 2/2020 Jin ..... D16/202

\* cited by examiner

*Primary Examiner* — Ramzi S Almatrahi

(57) **CLAIM**

The ornamental design for a kid's camera, as shown and described.

**DESCRIPTION**

FIG. 1 is a front elevational view of a kid's camera showing my new design;  
FIG. 2 is a rear elevational view thereof;  
FIG. 3 is a left side view thereof;  
FIG. 4 is a right side view thereof;  
FIG. 5 is a top plan view thereof;  
FIG. 6 is a bottom plan view thereof;  
FIG. 7 is a front and left side perspective view thereof;  
FIG. 8 is a rear and left side perspective view thereof;  
FIG. 9 is a front and right side perspective view thereof;  
FIG. 10 is a bottom, front and right side perspective view thereof;  
FIG. 11 is a rear and right side perspective view thereof; and,  
FIG. 12 is a bottom rear and right side perspective view thereof.

**1 Claim, 12 Drawing Sheets**








Fig. 1





Fig. 2






Fig. 3






Fig. 4




Fig. 5






Fig. 6



Fig. 7





Fig. 8





Fig. 9






Fig. 10





Fig. 11






Fig. 12