



US00D884022S

(12) **United States Design Patent** (10) **Patent No.:** **US D884,022 S**  
**Klein et al.** (45) **Date of Patent:** **\*\* May 12, 2020**

(54) **DISPLAY SCREEN OR PORTION THEREOF WITH ANIMATED GRAPHICAL USER INTERFACE**

(71) Applicant: **salesforce.com, inc.**, San Francisco, CA (US)

(72) Inventors: **David Klein**, San Francisco, CA (US); **Sheena Lee**, Oakland, CA (US)

(73) Assignee: **salesforce.com, inc.**, San Francisco, CA (US)

(\*\*) Term: **15 Years**

(21) Appl. No.: **29/664,340**

(22) Filed: **Sep. 24, 2018**

(51) **LOC (12) Cl.** ..... **14-04**

(52) **U.S. Cl.**  
USPC ..... **D14/488**

(58) **Field of Classification Search**  
USPC ..... D14/485-495  
CPC .... G06F 3/048; G06F 3/0481; G06F 3/04812; G06F 3/04815; G06F 3/04817; G06F 3/0482; G06F 3/0483; G06F 3/0484; G06F 3/044; G06F 3/0417

See application file for complete search history.

(56) **References Cited**

U.S. PATENT DOCUMENTS

D674,840 S *	1/2013	Van Den Broecke	.....	D14/248
D701,868 S *	4/2014	Chaudhri	.....	D14/486
D736,830 S *	8/2015	Lyman	.....	G06F 3/04817
				D14/494
D749,114 S *	2/2016	Tanaka	.....	D14/486
D750,637 S *	3/2016	Chaudhri	.....	D14/485
D750,648 S *	3/2016	Hatta	.....	D14/486
D756,407 S *	5/2016	Akana	.....	D14/489
D762,238 S	7/2016	Day et al.		
D768,154 S	10/2016	Kim et al.		

D804,512 S *	12/2017	Zhong	.....	D14/487
D826,238 S *	8/2018	Toth	.....	D14/485
D831,039 S *	10/2018	Amini	.....	D14/485
D834,610 S	11/2018	Kim		
D848,449 S *	5/2019	Rettew	.....	G01N 35/025
				D14/485
D849,026 S *	5/2019	Anzures	.....	D14/485
D850,474 S *	6/2019	Karunamuni	.....	D14/485

(Continued)

*Primary Examiner* — Melanie H Tung

*Assistant Examiner* — Bao-Yen T Nguyen

(74) *Attorney, Agent, or Firm* — Sterne, Kessler, Goldstein & Fox P.L.L.C.

(57) **CLAIM**

The ornamental design for a display screen or portion thereof with animated graphical user interface, as shown and described.


**DESCRIPTION**

FIG. 1 is a front view of a display screen or portion thereof with animated graphical user interface showing a first image of the claimed design;  
FIG. 2 is a second image thereof;  
FIG. 3 is a third image thereof;  
FIG. 4 is a fourth image thereof;  
FIG. 5 is a front view of a second embodiment thereof;  
FIG. 6 is a second image thereof;  
FIG. 7 is a third image thereof; and,  
FIG. 8 is a fourth image thereof.

The outermost broken lines in the figures show a display screen or portion thereof, and form no part of the claimed design. The other broken lines in the figures show portions of the animated graphical user interface that form no part of the claimed design.

The appearance of the animated image sequentially transitions between the images shown in FIGS. 1-4 and 5-8. The process or period in which one image transitions to another forms no part of the claimed design.

**1 Claim, 8 Drawing Sheets**




(56)

**References Cited**


U.S. PATENT DOCUMENTS

2012/0117504 A1\* 5/2012 Lemay ..... G06F 9/453  
715/772  
2012/0131510 A1\* 5/2012 Forstall ..... G06F 16/29  
715/835  
2013/0254717 A1\* 9/2013 Al-Ali ..... G06F 3/04845  
715/830

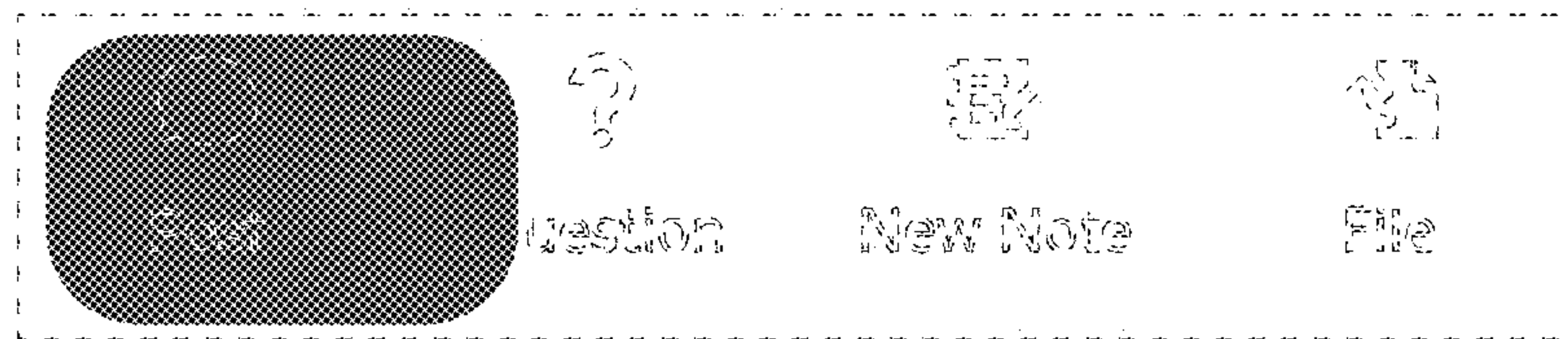
\* cited by examiner




**FIG. 1**



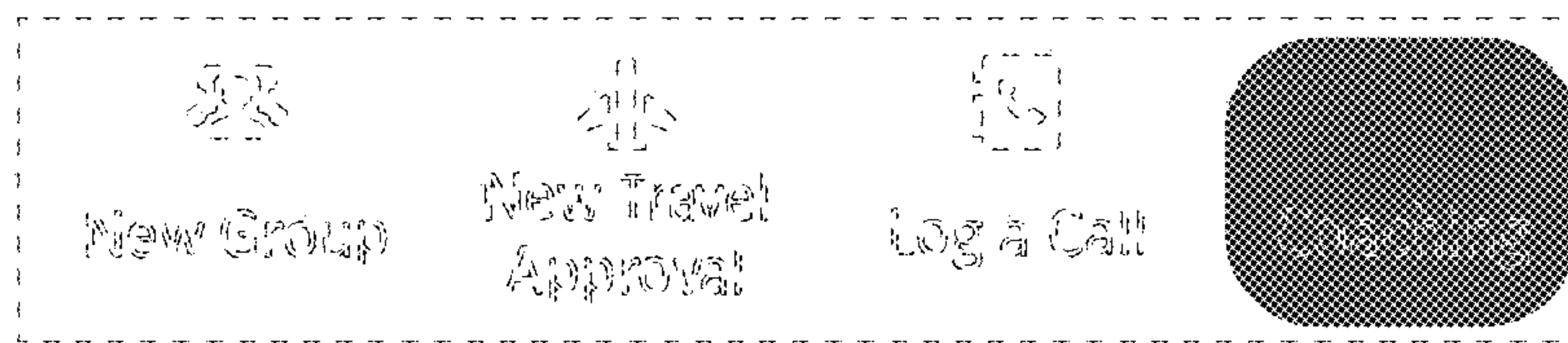
**FIG. 2**



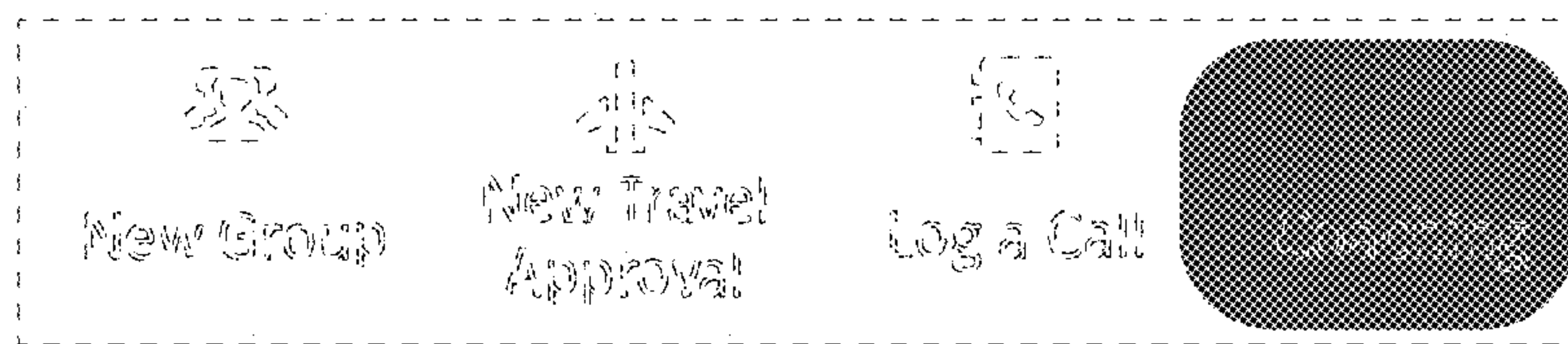
**FIG. 3**



**FIG. 4**

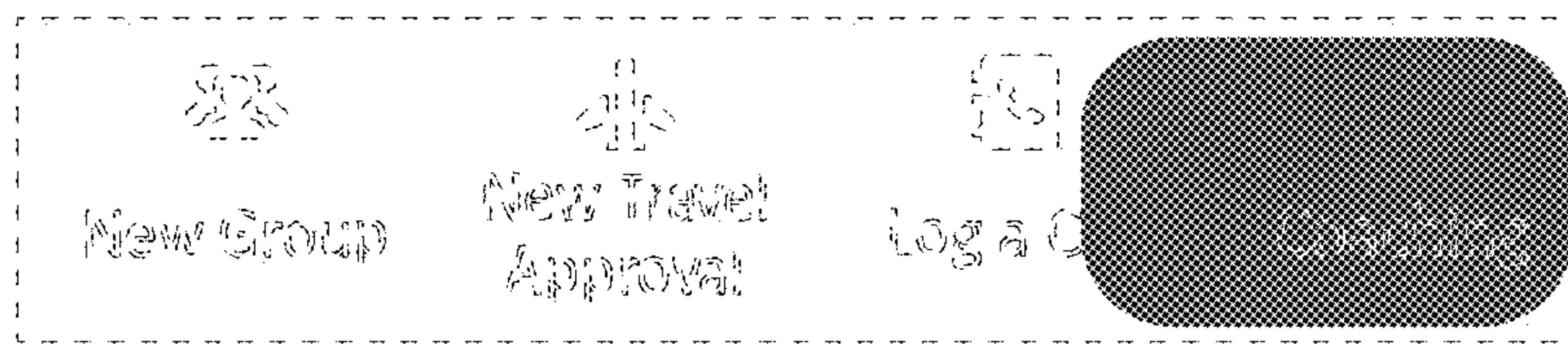


**FIG. 5**




**FIG. 6**





**FIG. 7**



**FIG. 8**