



US00D883966S

(12) **United States Design Patent** (10) **Patent No.:** **US D883,966 S**
Huang et al. (45) **Date of Patent:** **** May 12, 2020**

(54) **WIRELESS SIGNAL TRANSMISSION DEVICE**

(71) Applicant: **Wistron NeWeb Corp.**, Hsinchu (TW)

(72) Inventors: **Bau-Yi Huang**, Hsinchu (TW);
Chin-Wei Chen, Hsinchu (TW)

(73) Assignee: **WISTRON NEWEB CORP.**, Hsinchu (TW)

(**) Term: **15 Years**

(21) Appl. No.: **29/677,246**

(22) Filed: **Jan. 18, 2019**

(51) **LOC (12) Cl.** **14-03**

(52) **U.S. Cl.**
USPC **D14/240; D14/358**

(58) **Field of Classification Search**
USPC ... D14/140.1, 240, 242, 358, 125, 129, 130,
D14/140, 142, 155, 167, 168, 172, 188,
D14/195, 203.1, 203.6, 299, 496, 348,
D14/351, 356, 357, 197, 198, 230, 104.6,
D14/434, 447, 217, 216; D13/123, 152,
D13/158, 162, 162.1, 163, 168, 184, 199,
D13/107, 108; D10/104.1, 106.1, 106.6,
D10/116.1, 61, 64, 75, 106.9
CPC ... H04W 88/00; H04W 88/005; H04W 88/02;
H04W 88/08; H04W 88/085; H04W
88/12; H04W 88/14; H04W 88/16; H04W
88/18;

(Continued)

(56) **References Cited**

U.S. PATENT DOCUMENTS

D233,365 S * 10/1974 Tomioka D14/199
D360,635 S * 7/1995 Mark D14/212
D453,329 S * 2/2002 Muramatsu D14/230

(Continued)

OTHER PUBLICATIONS

Transmitting radio signals device and Enlargement module. (Design—© Questel) orbit.com. [online PDF] 27 pgs. Print Dates Range Oct. 1,

2019 through Nov. 5, 2019. [retrieved Mar. 16, 2020] <https://www.orbit.com/export/QPTUJ214/pdf2/90998885-2df7-47ab-99e4-7179c748307c-165559.pdf>.*

Primary Examiner — Marie D. Fast Horse
(74) *Attorney, Agent, or Firm* — McClure, Qualey & Rodack, LLP

(57) **CLAIM**


The ornamental design for a wireless signal transmission device, as shown and described.

DESCRIPTION

FIG. 1 is a front perspective view of a wireless signal transmission device, such as a Wireless Access Point (WAP), smart speaker, or Customer Premise Equipment (CPE), in accordance with our new design;
FIG. 2 is a rear perspective view thereof;
FIG. 3 is a front view thereof;
FIG. 4 is a rear view thereof;
FIG. 5 is a left view thereof;
FIG. 6 is a right view thereof;
FIG. 7 is a top plan view thereof;
FIG. 8 is a bottom plan view thereof;
FIG. 9 is another front perspective view showing the wireless signal transmission device of FIG. 1 in a position of use assembled with an extension module;
FIG. 10 is a rear perspective view thereof;
FIG. 11 is a front view thereof;
FIG. 12 is a rear view thereof;
FIG. 13 is a left view thereof;
FIG. 14 is a right view thereof;
FIG. 15 is a top view thereof; and,
FIG. 16 is a bottom view thereof.

The additional broken line subject matter showing the extension module in FIGS. 9-16 depict environment only and form no part of the claim, while all other broken lines depict portions of the wireless signal transmission device that form no part of the claimed design.

1 Claim, 16 Drawing Sheets



(58) **Field of Classification Search**
 CPC H04W 4/00; H01Q 1/02; H01Q 1/2291;
 H01Q 1/246; H04B 1/38; G06F 1/1632
 See application file for complete search history.

(56) **References Cited**

U.S. PATENT DOCUMENTS

D520,489 S * 5/2006 Hakoda D14/171
 D562,805 S * 2/2008 Tokuno D14/216
 D581,927 S * 12/2008 Sumii D14/356
 D598,018 S * 8/2009 Sumii D14/301
 D598,020 S * 8/2009 Lu D14/358
 D609,718 S * 2/2010 Chang D14/203.3
 D619,119 S * 7/2010 Graber D14/216
 D686,186 S * 7/2013 Kaneko D14/168
 D687,017 S * 7/2013 Ashcraft D14/216
 D698,753 S * 2/2014 Yiu D14/216
 D725,076 S * 3/2015 Wong D14/216
 D725,077 S * 3/2015 Wong D14/216
 D738,870 S * 9/2015 Ding D14/240
 D743,954 S * 11/2015 Chuang D13/168
 D744,541 S * 12/2015 Langhammer D14/203.1
 D758,025 S * 5/2016 Ma D30/199
 D765,071 S * 8/2016 Sun D14/314
 D765,618 S * 9/2016 Alves D14/216
 D766,213 S * 9/2016 Hinokio D14/216
 D771,019 S * 11/2016 Lee D14/216
 D771,141 S * 11/2016 Langhammer D14/496
 D772,860 S * 11/2016 Magi D14/300
 D774,020 S * 12/2016 Hinokio D14/216
 D781,918 S * 3/2017 Langhammer D14/203.1
 D784,412 S * 4/2017 Akana D14/496
 D786,307 S * 5/2017 Akana D14/496
 D792,397 S * 7/2017 Ma D14/358
 D797,073 S * 9/2017 Yoon D14/172
 9,768,513 B2 * 9/2017 Lee H01Q 15/14
 D803,190 S * 11/2017 Lee D14/216
 D808,382 S * 1/2018 Akana D14/314
 D809,500 S * 2/2018 Akana D14/314
 D810,049 S * 2/2018 Lee D14/216
 D810,134 S * 2/2018 Langhammer D14/496

D810,783 S * 2/2018 Langhammer D14/496
 D811,367 S * 2/2018 Vaclavik D14/216
 D813,213 S * 3/2018 Honda D14/240
 D815,149 S * 4/2018 Langhammer D14/496
 D818,499 S * 5/2018 Akana D14/496
 D820,802 S * 6/2018 Hamann D14/149
 D822,716 S * 7/2018 Mangum D14/496
 D823,241 S * 7/2018 Zhang D13/103
 D826,205 S * 8/2018 Langhammer D14/203.6
 D826,276 S * 8/2018 Langhammer D14/496
 D828,323 S * 9/2018 Demin D14/172
 D828,856 S * 9/2018 Langhammer D14/496
 D831,624 S * 10/2018 Kwon D14/240
 D833,414 S * 11/2018 Brennan D14/204
 D835,071 S * 12/2018 Channey D14/216
 D836,086 S * 12/2018 Yu D14/209.1
 D836,610 S * 12/2018 Yoon D14/216
 D838,257 S * 1/2019 Manz D14/216
 D839,870 S * 2/2019 Akana D14/314
 D841,693 S * 2/2019 McWilliam D14/496
 D843,980 S * 3/2019 Yang D14/230
 D844,592 S * 4/2019 Huang D14/240
 D845,276 S * 4/2019 Huang D14/216
 D845,936 S * 4/2019 Benedetti D14/230
 D848,394 S * 5/2019 Demin D14/204
 D848,397 S * 5/2019 Alves D14/216
 D854,509 S * 7/2019 Wu D14/168
 D862,438 S * 10/2019 Lee D14/242
 D864,931 S * 10/2019 Fahlgren D14/242
 D865,003 S * 10/2019 McWilliam D14/496
 D866,520 S * 11/2019 Kim D14/216
 D866,521 S * 11/2019 Kim D14/216
 D870,701 S * 12/2019 Lee D14/211
 D875,077 S * 2/2020 Omata D14/216
 2016/0302320 A1 * 10/2016 Kim G06F 1/183
 2017/0187206 A1 * 6/2017 Lafountain H02J 7/0045
 2017/0215004 A1 * 7/2017 Wengreen H02J 7/0047
 2017/0332166 A1 * 11/2017 Kikuchi H04R 1/24
 2017/0346186 A1 * 11/2017 Lee H01Q 15/14
 2018/0092230 A1 * 3/2018 Hsu H01R 13/72
 2018/0205193 A1 * 7/2018 Wu H01R 31/02
 2019/0273349 A1 * 9/2019 Wu H01R 13/05

* cited by examiner




FIG. 1

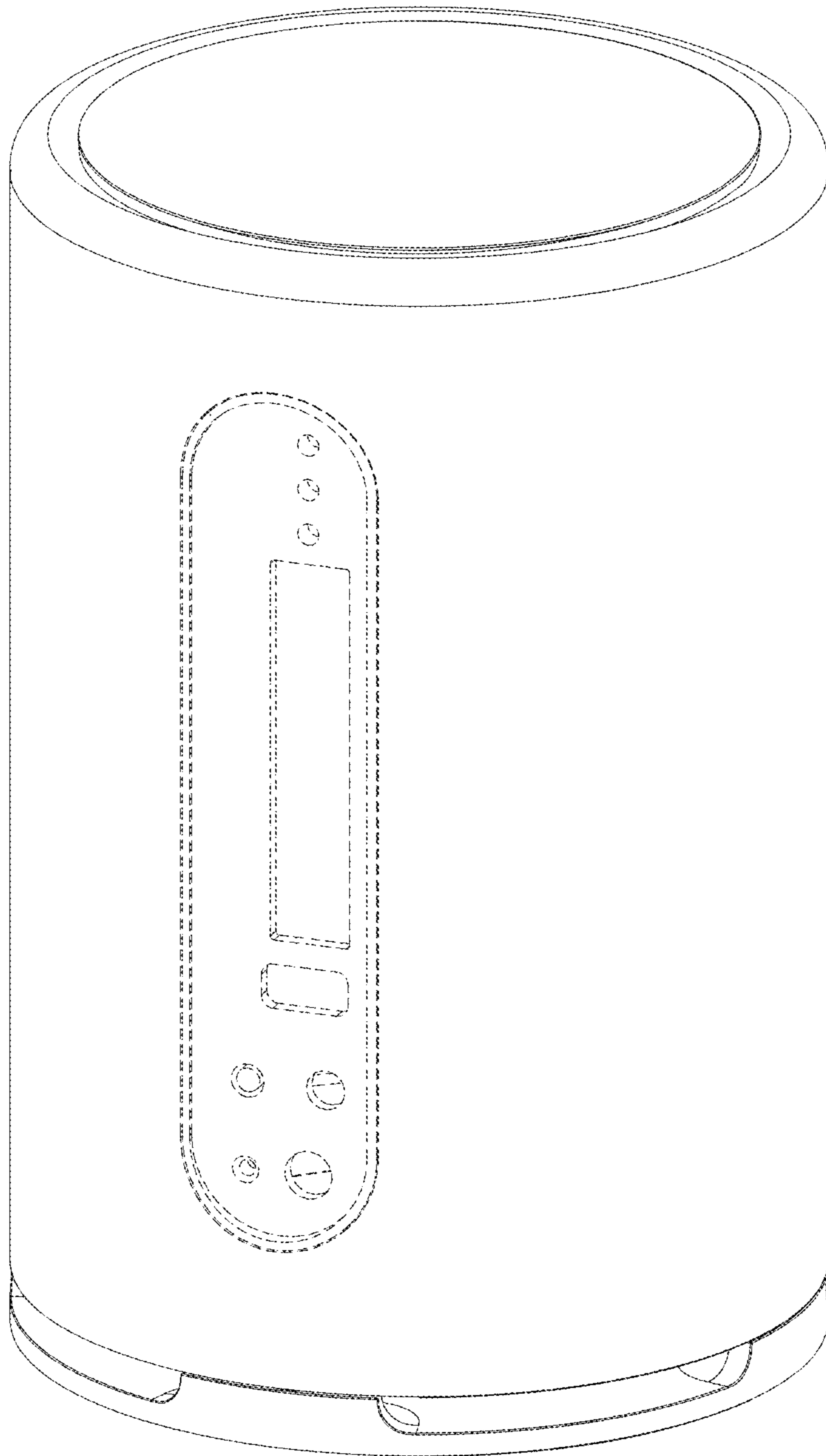


FIG. 2




FIG. 3

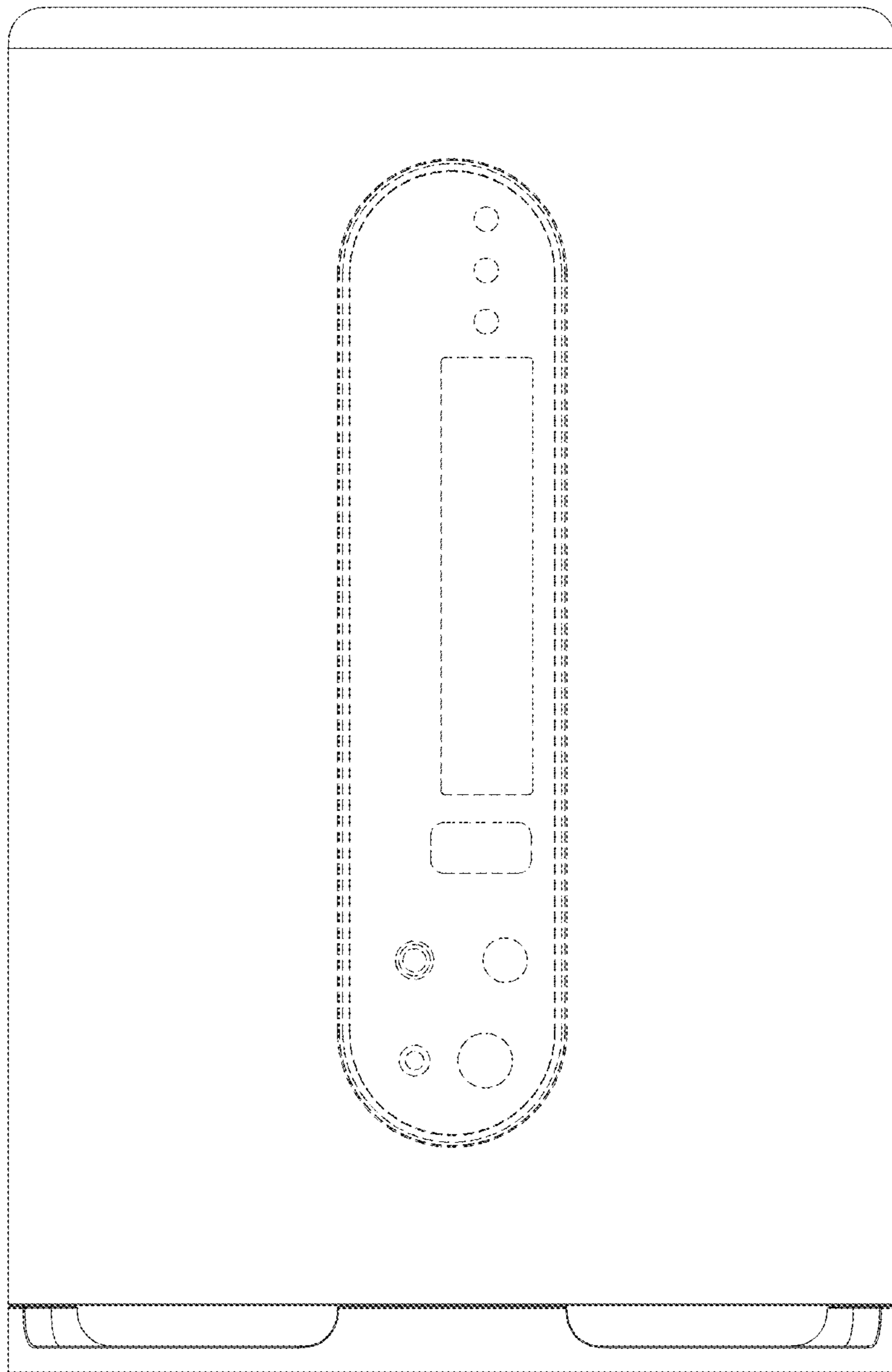


FIG. 4




FIG. 5




FIG. 6

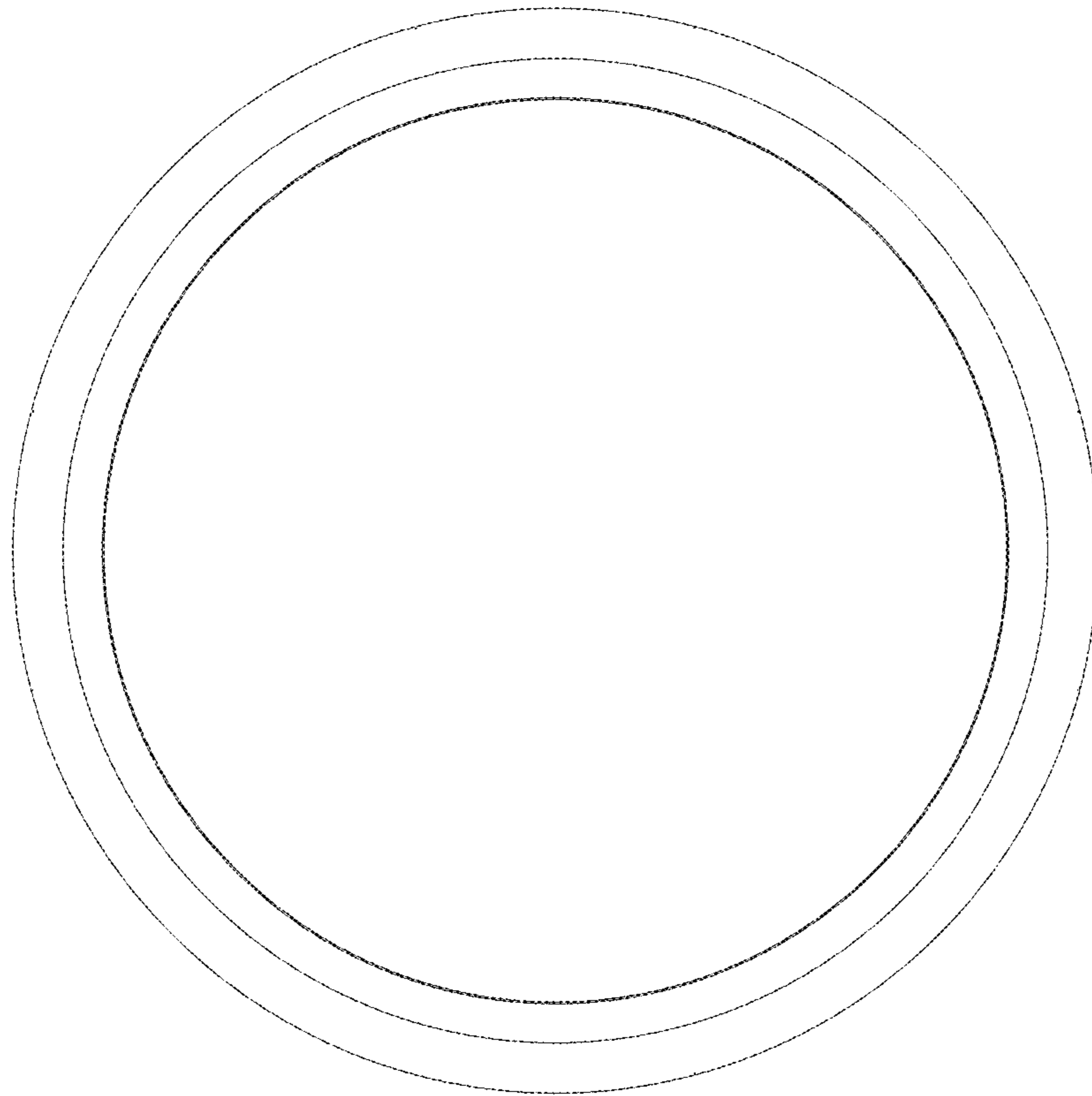


FIG. 7




FIG. 8




FIG. 9

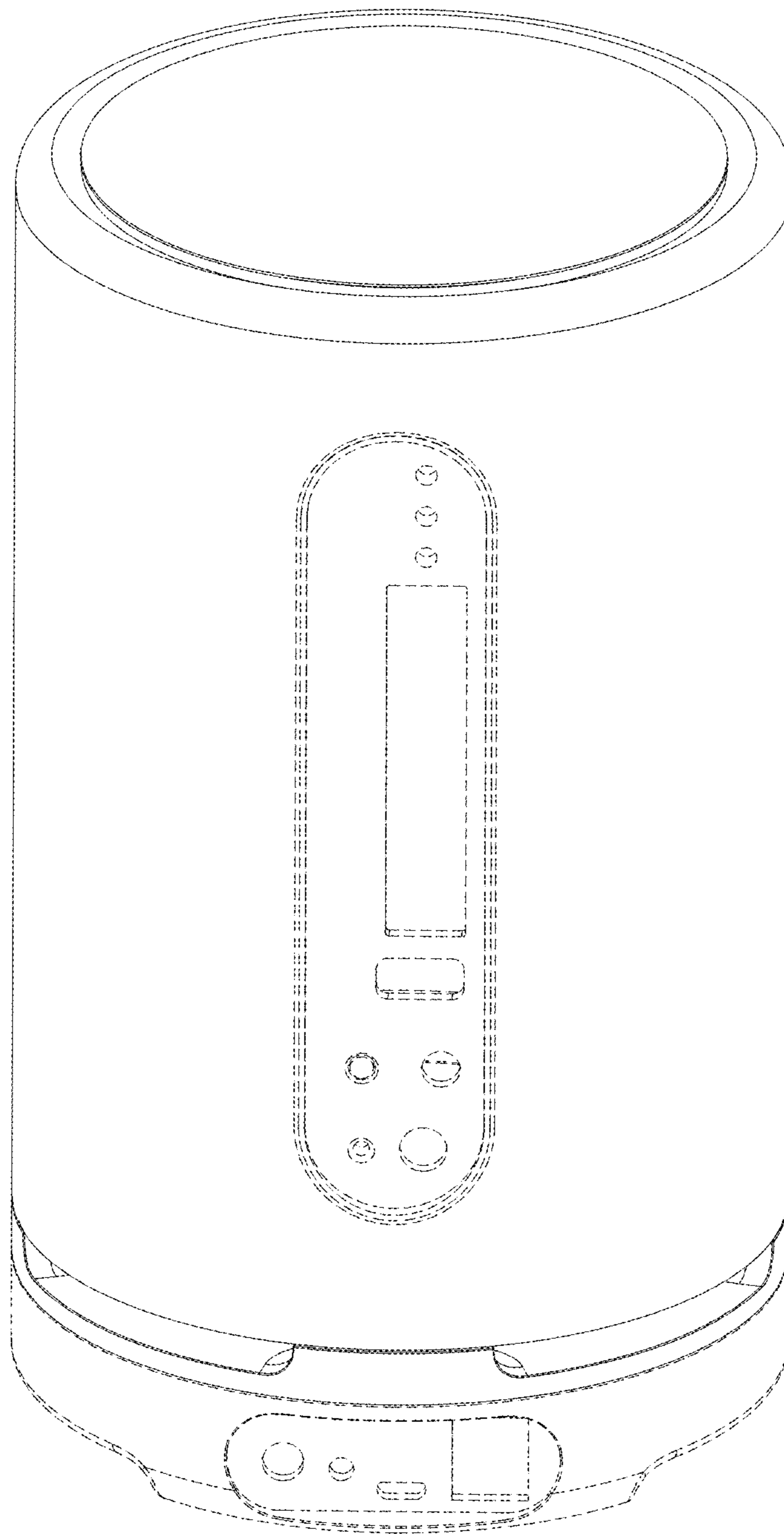


FIG. 10




FIG. 11

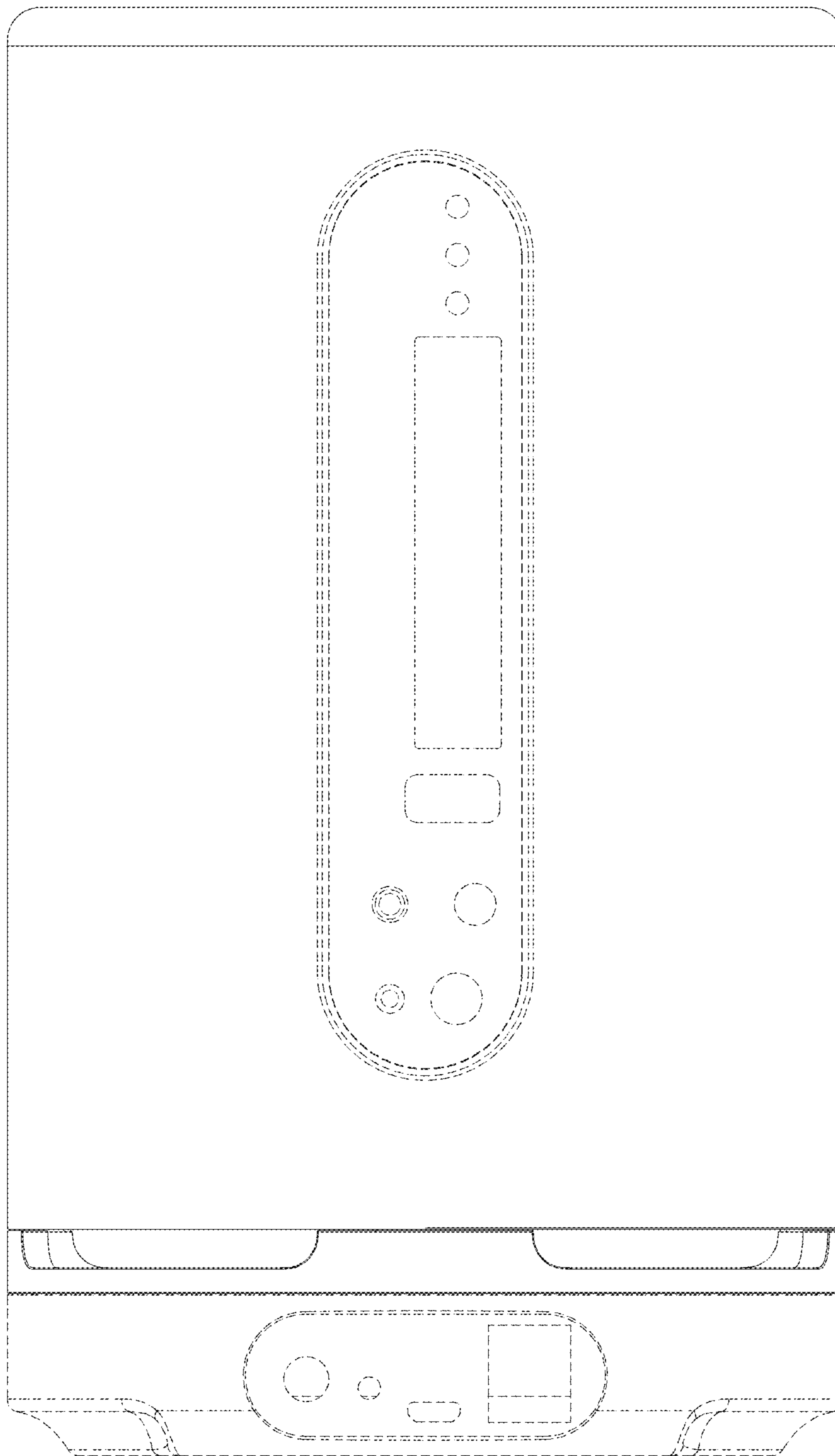


FIG. 12




FIG. 13




FIG. 14

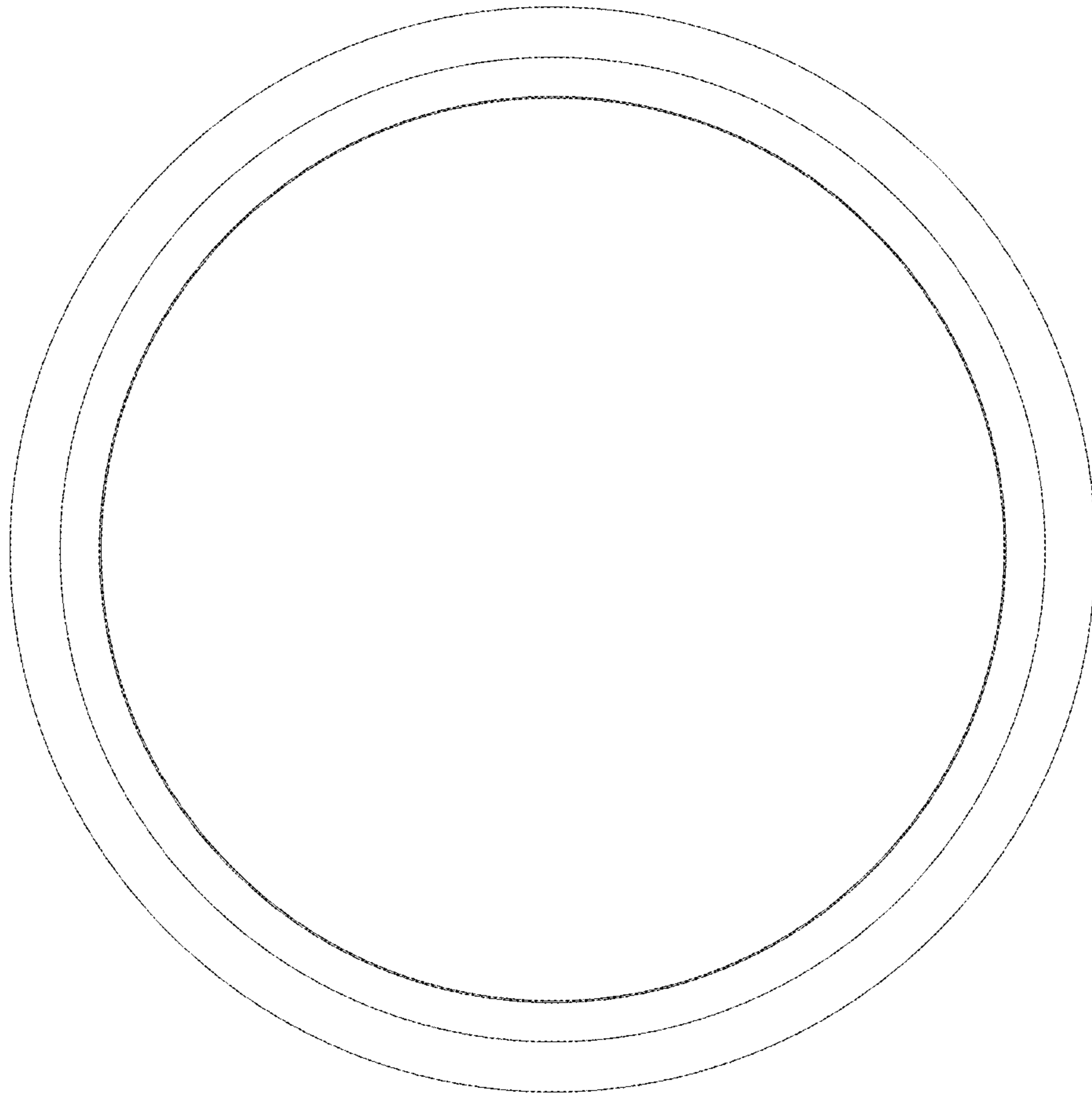


FIG. 15

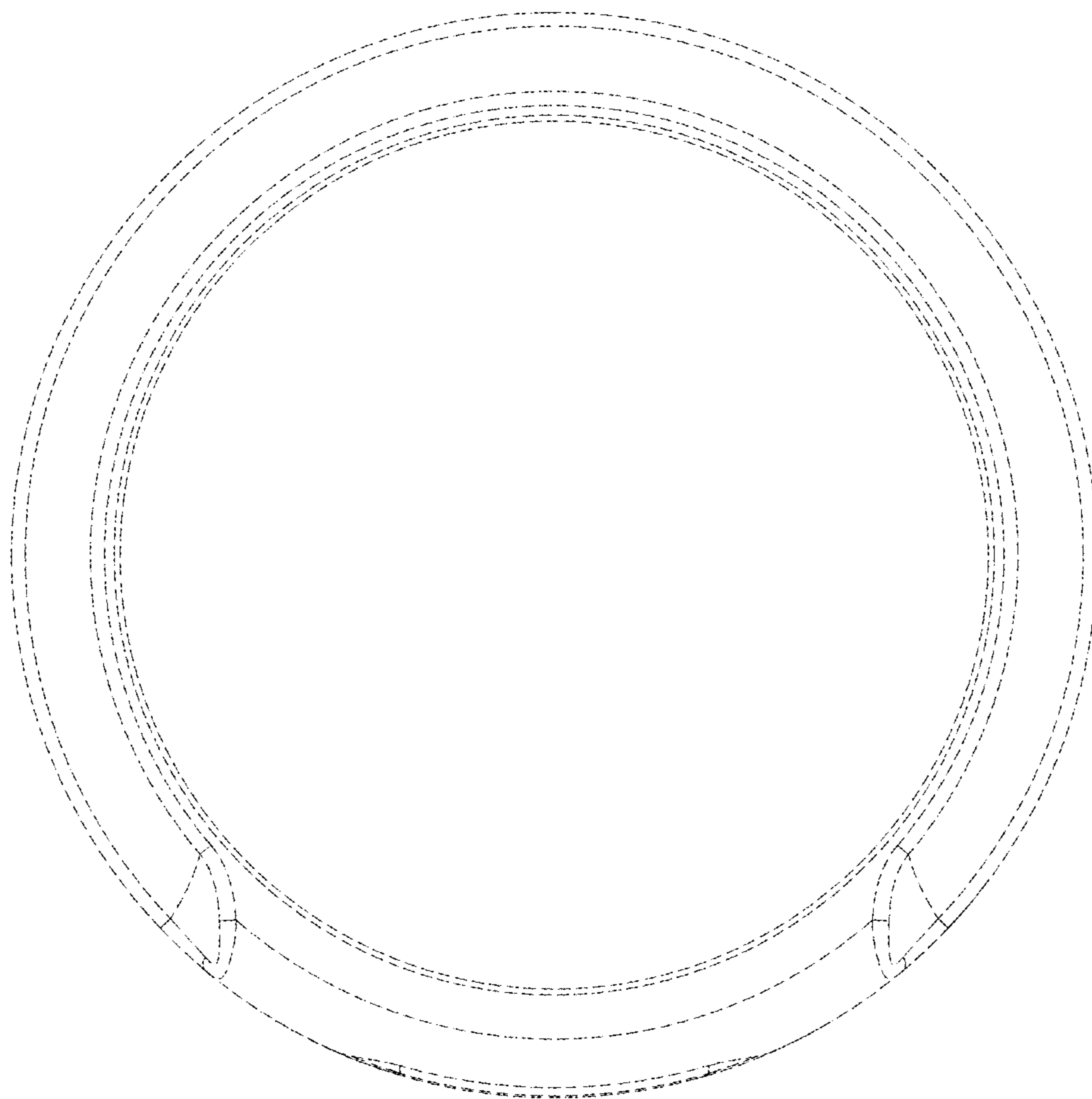


FIG. 16