



US00D883960S

(12) **United States Design Patent** (10) **Patent No.:** **US D883,960 S**
Du (45) **Date of Patent:** **** May 12, 2020**

(54) **EARPHONES**

(71) Applicant: **DONGGUAN PINMI ELECTRONIC TECHNOLOGY CO., LTD**, Dongguan (CN)

(72) Inventor: **Zhanyuan Du**, Kaifeng (CN)

(73) Assignee: **DONGGUAN PINMI ELECTRONIC TECHNOLOGY CO., LTD**, Dongguan (CN)

(**) Term: **15 Years**

(21) Appl. No.: **29/721,230**

(22) Filed: **Jan. 18, 2020**

(51) **LOC (12) Cl.** **14-01**

(52) **U.S. Cl.**
USPC **D14/223**

(58) **Field of Classification Search**
USPC D14/223, 205; D24/174; 381/380
CPC H04R 1/10; H04R 25/00; H04R 1/1025;
H04R 1/1066; H04R 1/1016; H04R
5/033; H04R 5/0335; H04R 1/1091;
B65D 25/10

See application file for complete search history.

(56) **References Cited**

U.S. PATENT DOCUMENTS

1,406,510	A	*	2/1922	Weber	H04R 1/1016 381/380
D208,784	S	*	10/1967	Sanzone	D24/174
D281,033	S	*	10/1985	Mohri	D3/295
D313,753	S	*	1/1991	Nagasaka	D9/415
D333,560	S	*	3/1993	Miyashita	D3/218
D333,917	S	*	3/1993	Daido	D3/218
D353,379	S	*	12/1994	Nakamura	D14/223
D367,113	S	*	2/1996	Weeks	D24/174
D455,835	S	*	4/2002	Anderson	D24/174
D457,514	S	*	5/2002	Marion	D14/223
D479,016	S	*	8/2003	Sgariboldi	D28/78

D487,077	S	*	2/2004	Obata	D14/223
D517,053	S	*	3/2006	Ham	D14/223
D529,288	S	*	10/2006	Ham	D3/294
D531,025	S	*	10/2006	Tanner	D9/426
D533,077	S	*	12/2006	Born	D9/724
D537,812	S	*	3/2007	Erich	D14/206
D538,784	S	*	3/2007	Eklund	D14/205
D553,077	S	*	10/2007	Kim	D13/108
D557,689	S	*	12/2007	Huang	D14/223
D561,471	S	*	2/2008	Nakamura	D3/294
D604,501	S	*	11/2009	Lee	D3/201
D604,718	S	*	11/2009	Paterson	D14/206
D621,256	S	*	8/2010	Andre	D9/432
D628,990	S	*	12/2010	Pedersen	D14/223
D635,558	S	*	4/2011	Zheng	D14/206
D668,244	S	*	10/2012	Matsumura	D14/223

(Continued)

FOREIGN PATENT DOCUMENTS

EM 007525092-0001 * 1/2020

Primary Examiner — Paula Allen Greene

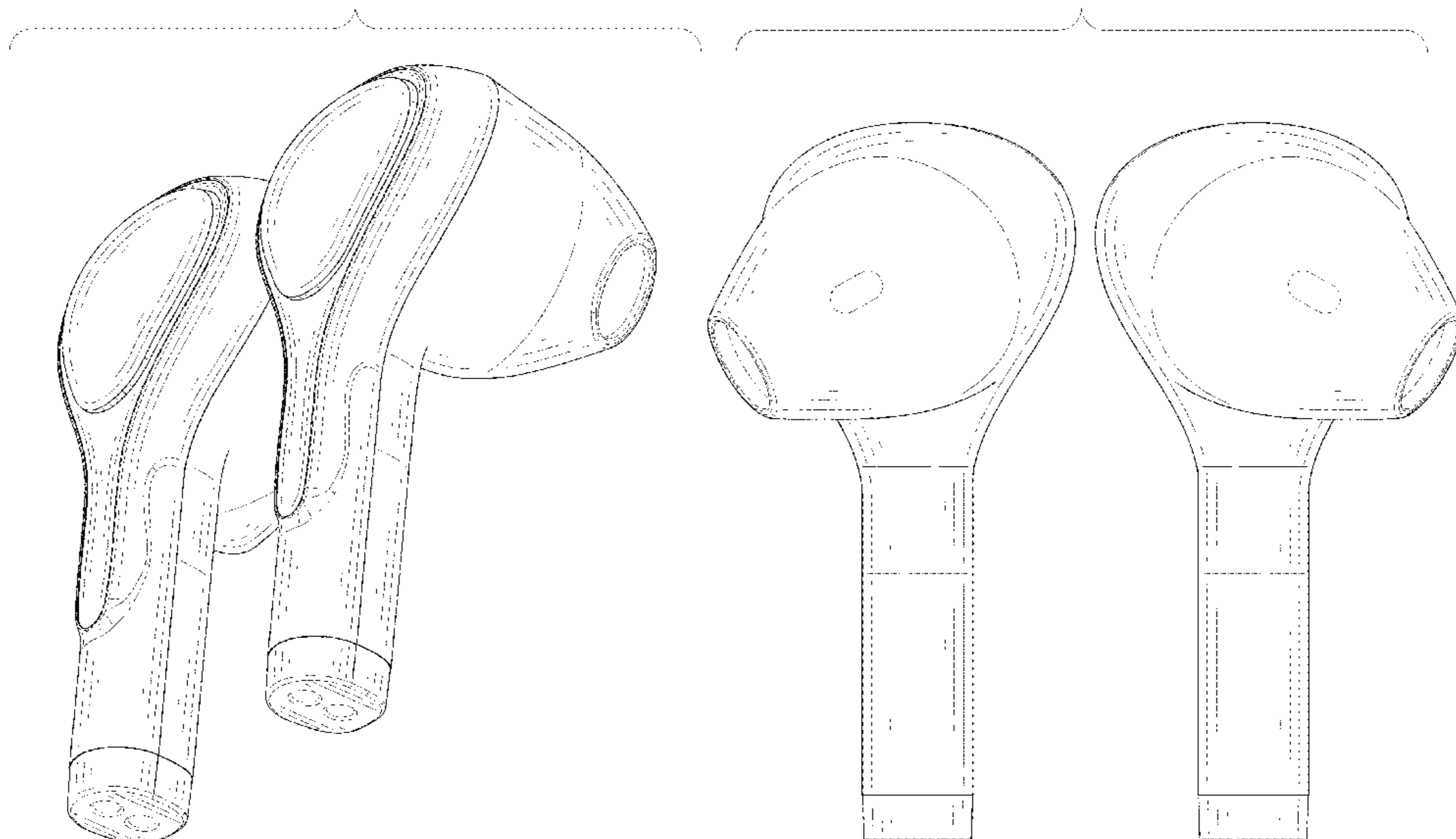
(57) **CLAIM**

The ornamental design for earphones, as shown and described.

DESCRIPTION

FIG. 1 is a perspective view of earphones showing my new design;
 FIG. 2 is another perspective view thereof;
 FIG. 3 is a front elevational view thereof;
 FIG. 4 is a rear elevational view thereof;
 FIG. 5 is a left side elevational view thereof;
 FIG. 6 is a right side elevational view thereof;
 FIG. 7 is a top plan view thereof;
 FIG. 8 is a bottom plan view thereof; and,
 FIG. 9 is a perspective view of the earphones where the earphones are received in a case.
 The broken lines in the drawings depict portions of the earphones that form no part of the claimed design.

1 Claim, 9 Drawing Sheets



(56)

References Cited

U.S. PATENT DOCUMENTS

D671,531 S * 11/2012 Kim D14/223
 D673,430 S * 1/2013 Glassman D3/201
 D679,267 S * 4/2013 Lee D14/223
 D686,065 S * 7/2013 Kuo D9/432
 D697,058 S * 1/2014 Thompson D14/205
 D698,026 S * 1/2014 Kuwata D24/174
 D701,195 S * 3/2014 Katsumata D14/223
 D706,643 S * 6/2014 Akana D9/432
 D707,652 S * 6/2014 Brunner H04R 1/1016
 D709,758 S * 7/2014 Burdock-Latter D9/418
 D710,334 S * 8/2014 Yang D14/223
 D711,857 S * 8/2014 Burgett D14/223
 D716,770 S * 11/2014 Bonahoom D14/223
 D719,550 S * 12/2014 Yang D14/223
 D722,264 S * 2/2015 Saideh D9/418
 D723,792 S * 3/2015 Anderson D3/201
 D731,781 S * 6/2015 Behar D3/201
 D734,022 S * 7/2015 Harper D3/201
 D735,169 S * 7/2015 Shieh D14/223
 D742,859 S * 11/2015 Miyake D14/223
 D744,456 S * 12/2015 Pedersen D14/223
 D757,682 S * 5/2016 Perez D14/205
 D772,572 S * 11/2016 Palmborg D3/201
 D775,960 S * 1/2017 Erdwiens D9/521
 D777,149 S * 1/2017 Bonahoom D14/223
 D778,156 S * 2/2017 Follet D9/432
 D786,834 S * 5/2017 Samrelius D14/223
 D791,479 S * 7/2017 Son D3/298
 D796,968 S * 9/2017 Akana D14/223
 D799,316 S * 10/2017 Thain D9/415
 D800,097 S * 10/2017 Chen D14/223

D801,314 S 10/2017 Akana et al.
 D806,388 S * 1/2018 Akana D3/294
 D806,879 S * 1/2018 Horbinski D24/174
 D813,849 S * 3/2018 Andreen D14/223
 D817,309 S * 5/2018 Czaniecki D14/223
 D817,640 S * 5/2018 Dang D3/294
 D818,268 S * 5/2018 Akana D3/294
 D821,970 S * 7/2018 Loermann D13/107
 D822,374 S * 7/2018 Hung D3/201
 D832,240 S * 10/2018 Birger D14/223
 D832,824 S * 11/2018 Kim D14/223
 D833,420 S * 11/2018 Lindenberger D14/223
 D834,301 S * 11/2018 Poissant D3/201
 D838,480 S * 1/2019 Son D3/294
 D841,626 S * 2/2019 Tang D14/223
 D841,627 S * 2/2019 Wen D14/223
 D845,354 S * 4/2019 Marco D15/24
 D845,932 S * 4/2019 Lu D14/223
 D846,264 S * 4/2019 Wu D3/201
 D847,125 S * 4/2019 Akana D14/223
 D848,979 S 5/2019 Kim et al.
 D848,980 S * 5/2019 Kim D14/223
 D848,982 S * 5/2019 Kim D14/223
 D852,782 S * 7/2019 Bergman D14/223
 D864,165 S * 10/2019 Roberts D14/223
 D864,167 S * 10/2019 Wu D14/223
 D864,169 S * 10/2019 Min D14/223
 D866,530 S * 11/2019 Birger D14/223
 D869,445 S * 12/2019 Hu D14/223
 D877,722 S * 3/2020 Yang D14/223
 D878,337 S * 3/2020 Yang D14/223
 2017/0026738 A1 * 1/2017 Tang H04R 1/1058
 2018/0167713 A1 * 6/2018 Chou H04R 25/652
 2020/0068283 A1 * 2/2020 Chou H04R 1/1025
 2020/0068285 A1 * 2/2020 Dang H04R 1/1016

* cited by examiner

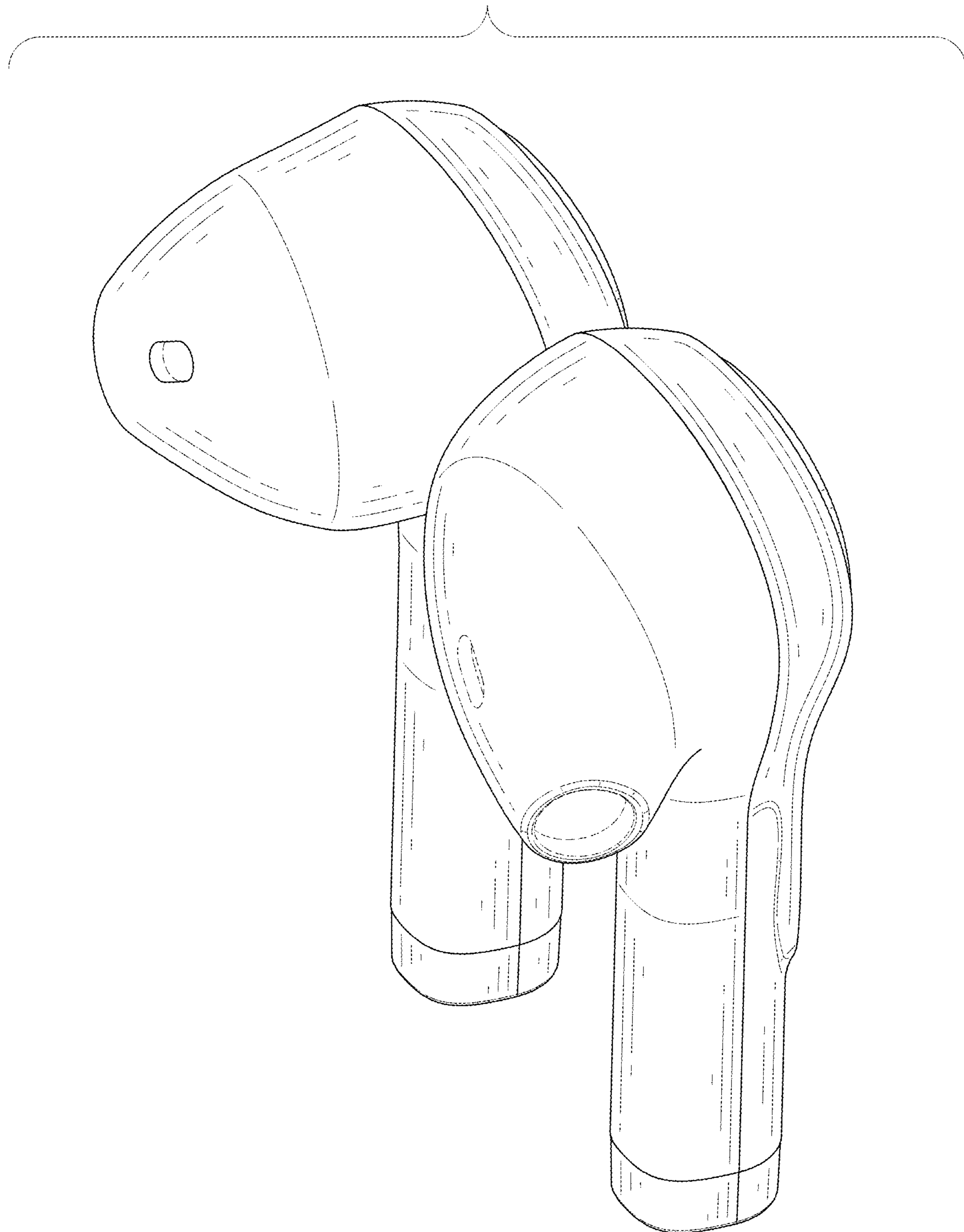


FIG. 1

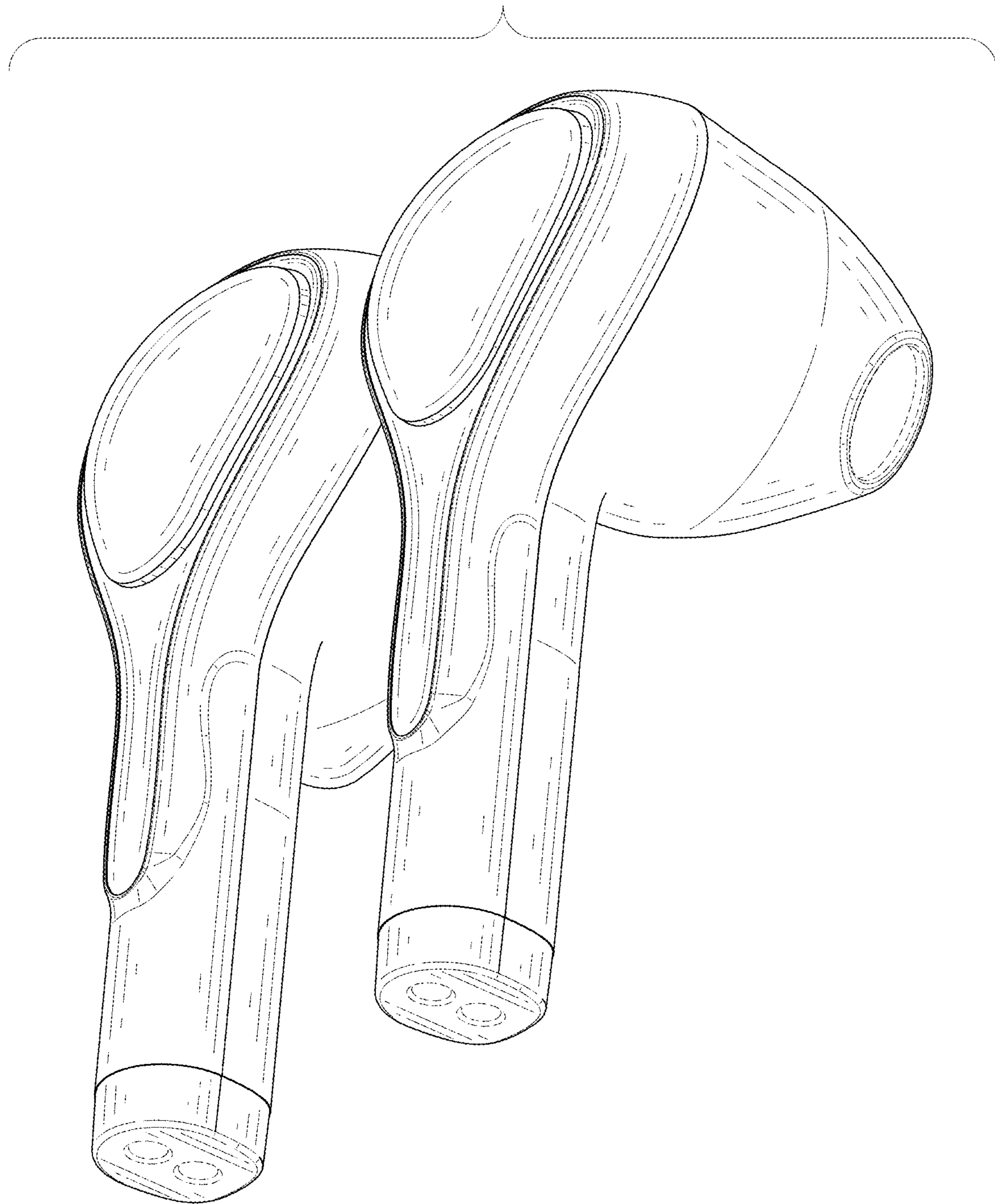


FIG. 2

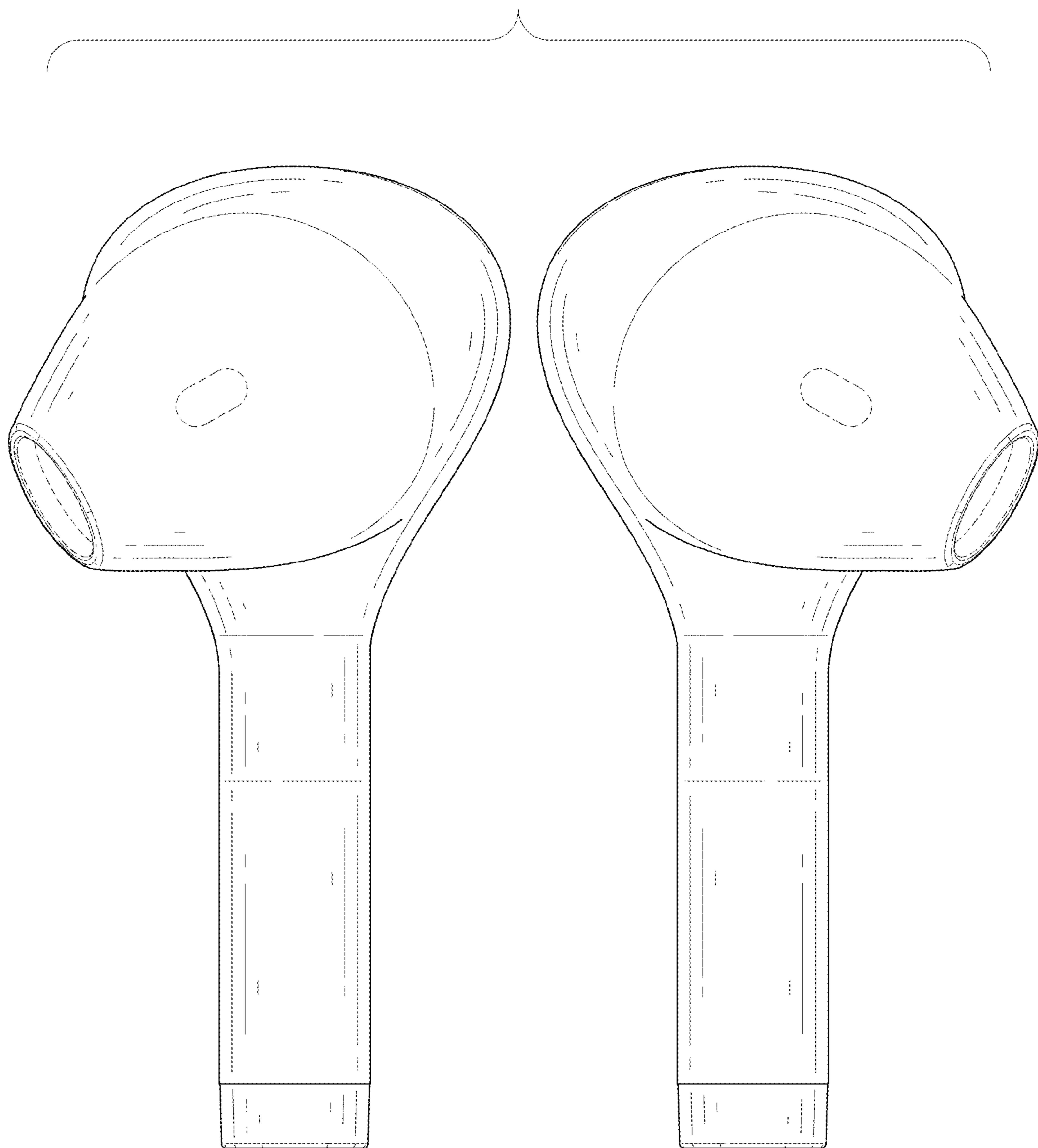


FIG. 3

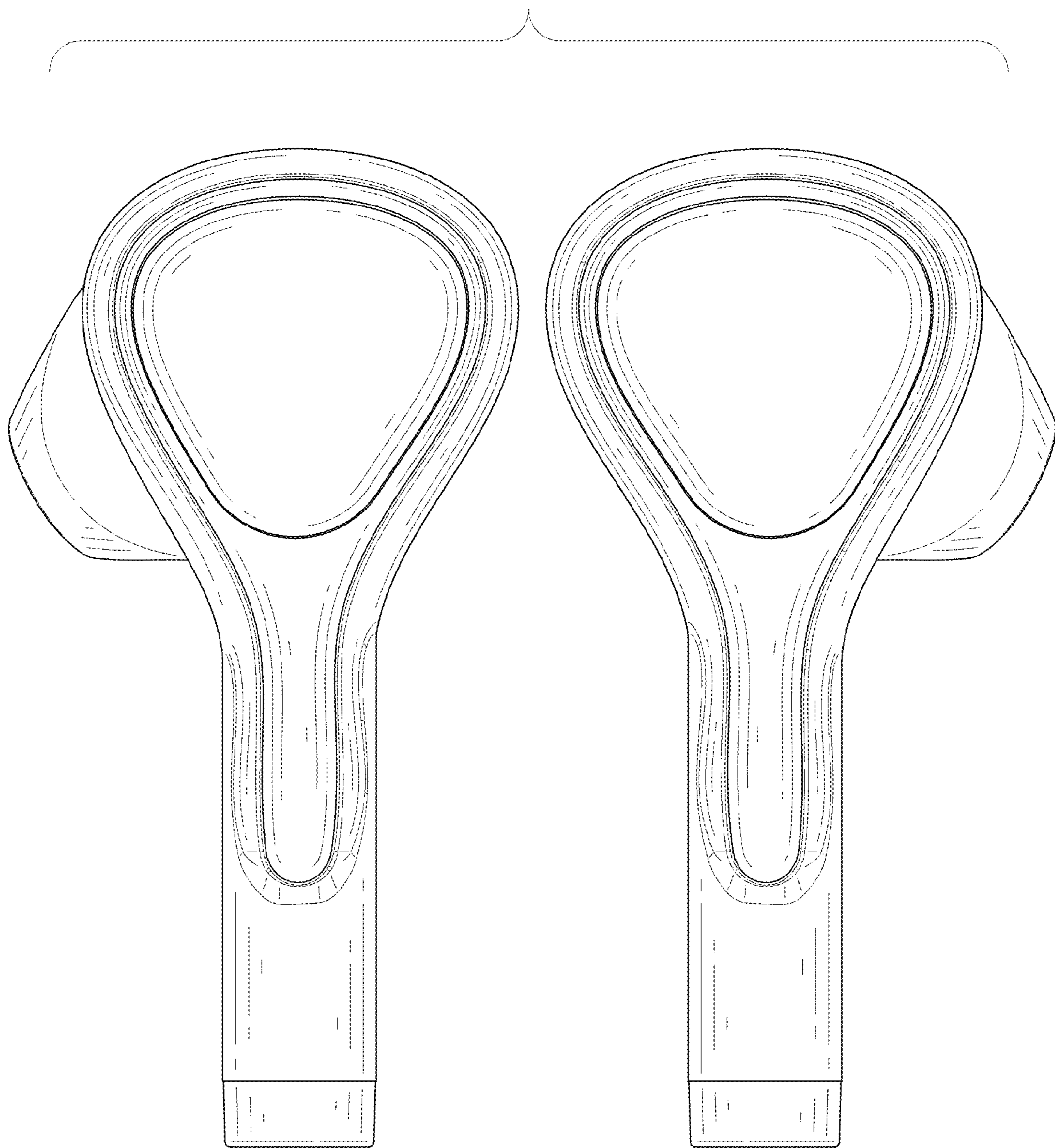


FIG. 4

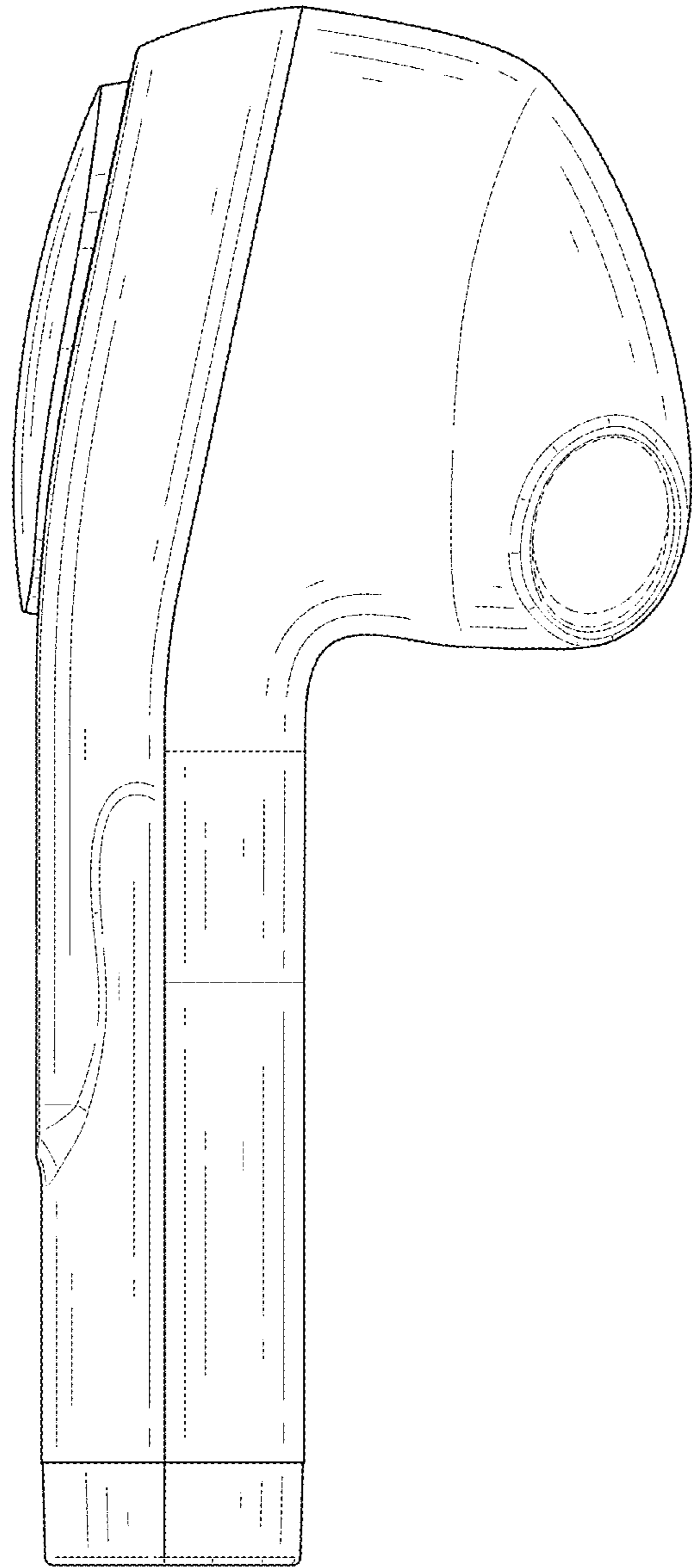


FIG. 5

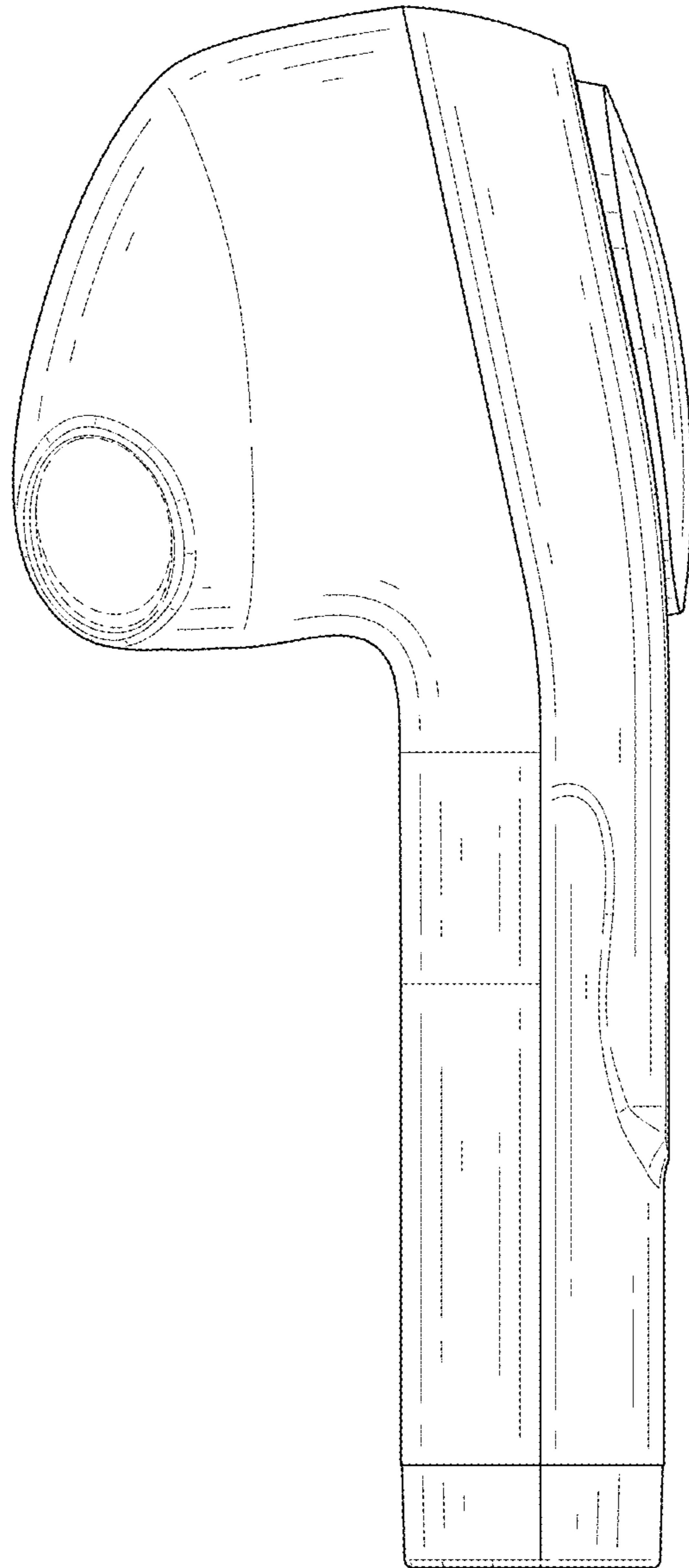


FIG. 6




FIG. 7

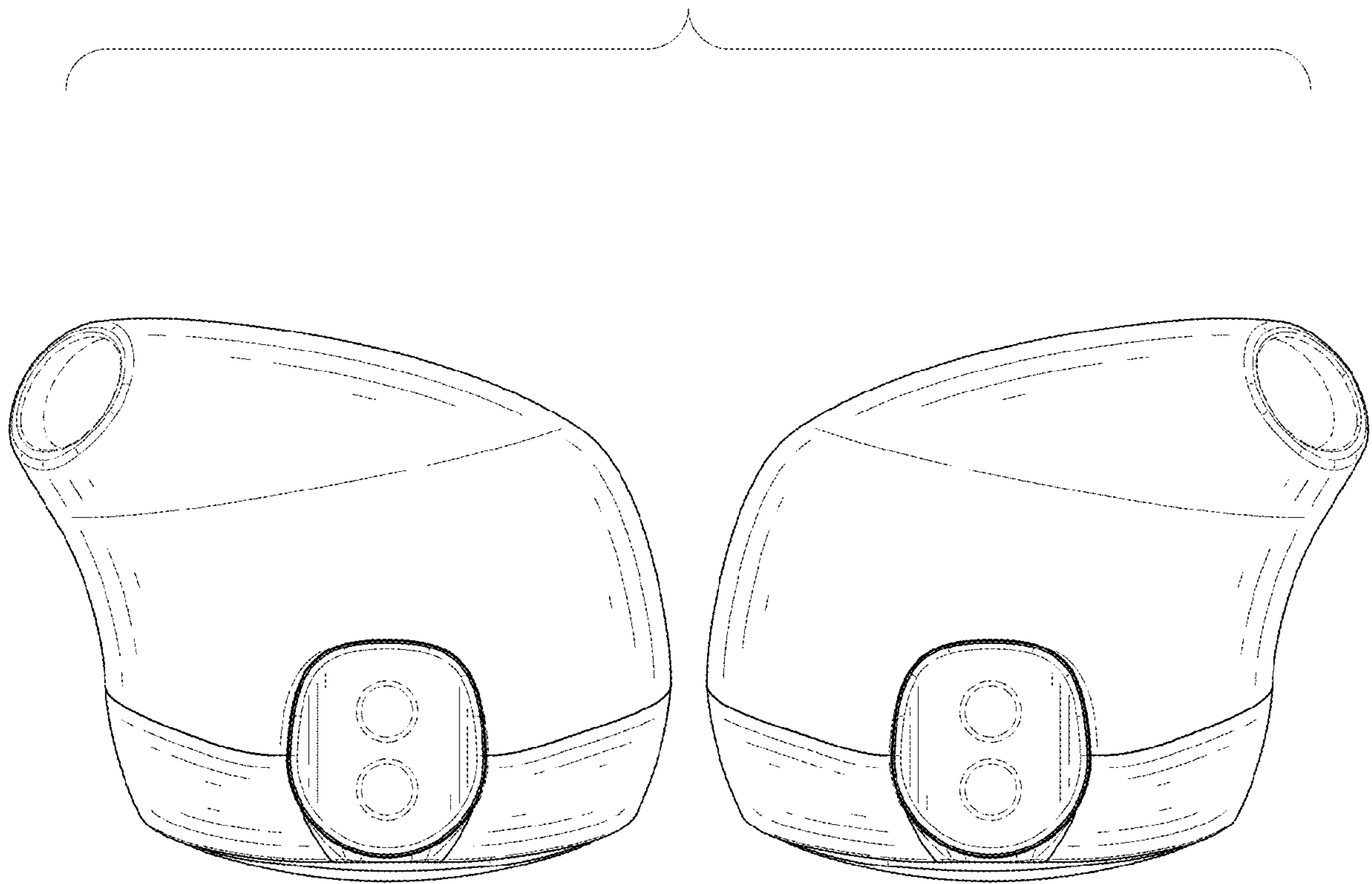


FIG. 8

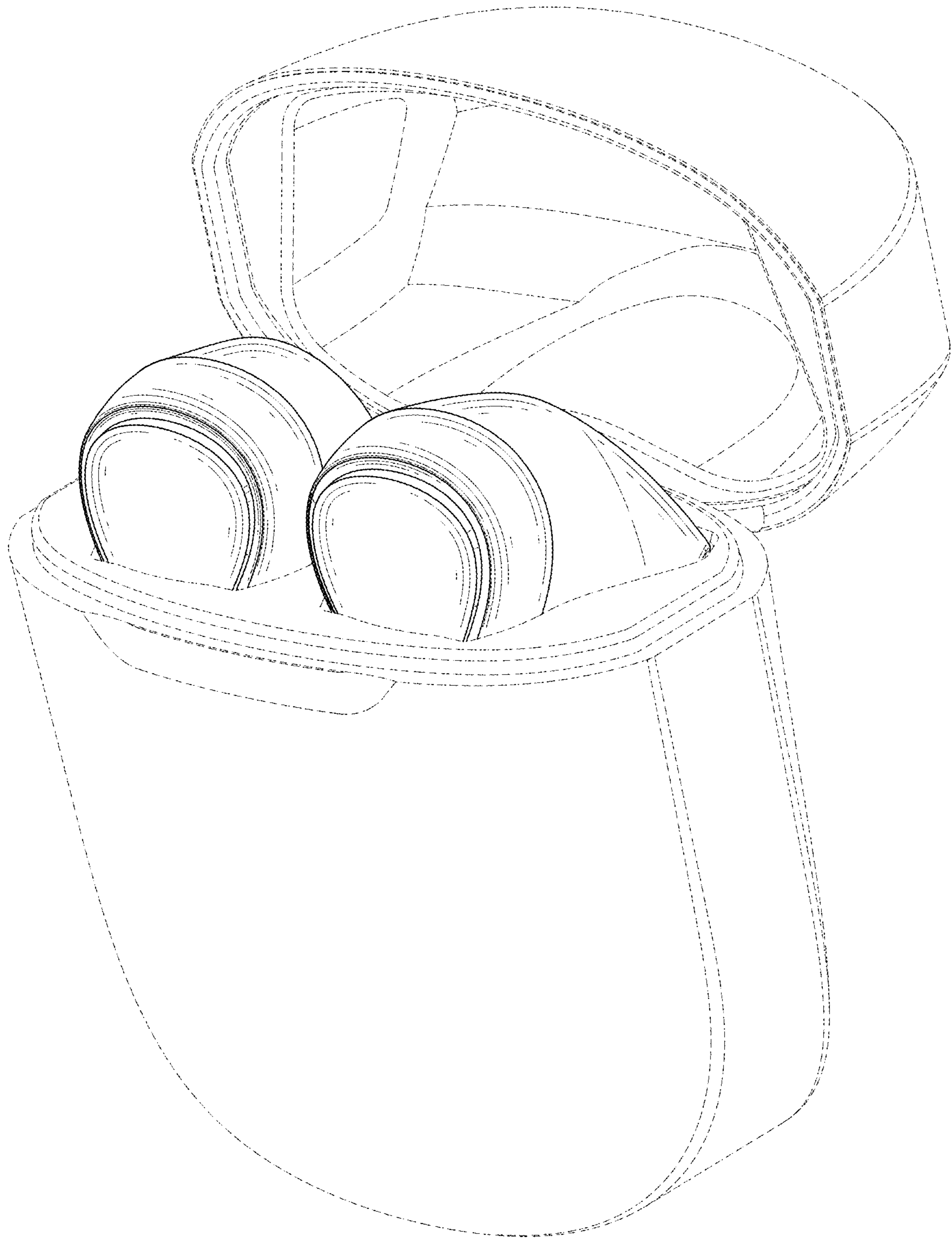


FIG. 9