



US00D883945S

(12) **United States Design Patent** (10) **Patent No.:** **US D883,945 S**
Park et al. (45) **Date of Patent:** **** May 12, 2020**

(54) **ELECTRONIC DEVICE**
(71) Applicant: **Google LLC**, Mountain View, CA (US)
(72) Inventors: **Sangsoo Park**, San Jose, CA (US);
Jaeeun Park, San Francisco, CA (US);
Max Yoshimoto, Sunnyvale, CA (US);
Alberto Villarreal Bello, Los Gatos,
CA (US); **Daniel Berg**, Hollister, CA
(US); **Dong Rim Lee**, San Jose, CA
(US)

D693,785 S * 11/2013 Sutherland D14/138 G
D695,257 S * 12/2013 Kim D14/138 G
D705,186 S * 5/2014 Park D14/138 G
(Continued)

FOREIGN PATENT DOCUMENTS

JP 1514402 12/2014
JP 1613913 9/2018
(Continued)

OTHER PUBLICATIONS

(73) Assignee: **Google LLC**, Mountain View, CA (US)

Taiwanese Office Action Issued by the Taiwan Patent Office in
corresponding Taiwanese Application No. 108300974, dated Sep.
20, 2019 (22 pages).

(**) Term: **15 Years**

(Continued)

(21) Appl. No.: **29/661,877**

Primary Examiner — Bridget L Eland

(22) Filed: **Aug. 31, 2018**

(74) *Attorney, Agent, or Firm* — Finnegan, Henderson,
Farabow, Garrett & Dunner LLP

(51) **LOC (12) Cl.** **14-03**

(52) **U.S. Cl.**

(57) **CLAIM**

USPC **D14/138 G**

The ornamental design for an electronic device, as shown
and described.

(58) **Field of Classification Search**

DESCRIPTION

USPC D14/138 G, 138 AD, 248, 138 AB,
D14/138 AA

CPC H04M 1/02; H04M 1/0279; H04M 1/0202;
H04M 1/0283; H04M 1/0268

See application file for complete search history.

FIG. 1 is a top, front, right perspective view of an electronic
device, showing our new design;
FIG. 2 is a bottom, rear, left perspective view thereof;
FIG. 3 is a front elevation view thereof;
FIG. 4 is a rear elevation view thereof;
FIG. 5 is a left side elevation view thereof;
FIG. 6 is a right side elevation view thereof;
FIG. 7 is a top plan view thereof; and,
FIG. 8 is a bottom plan view thereof.

(56) **References Cited**

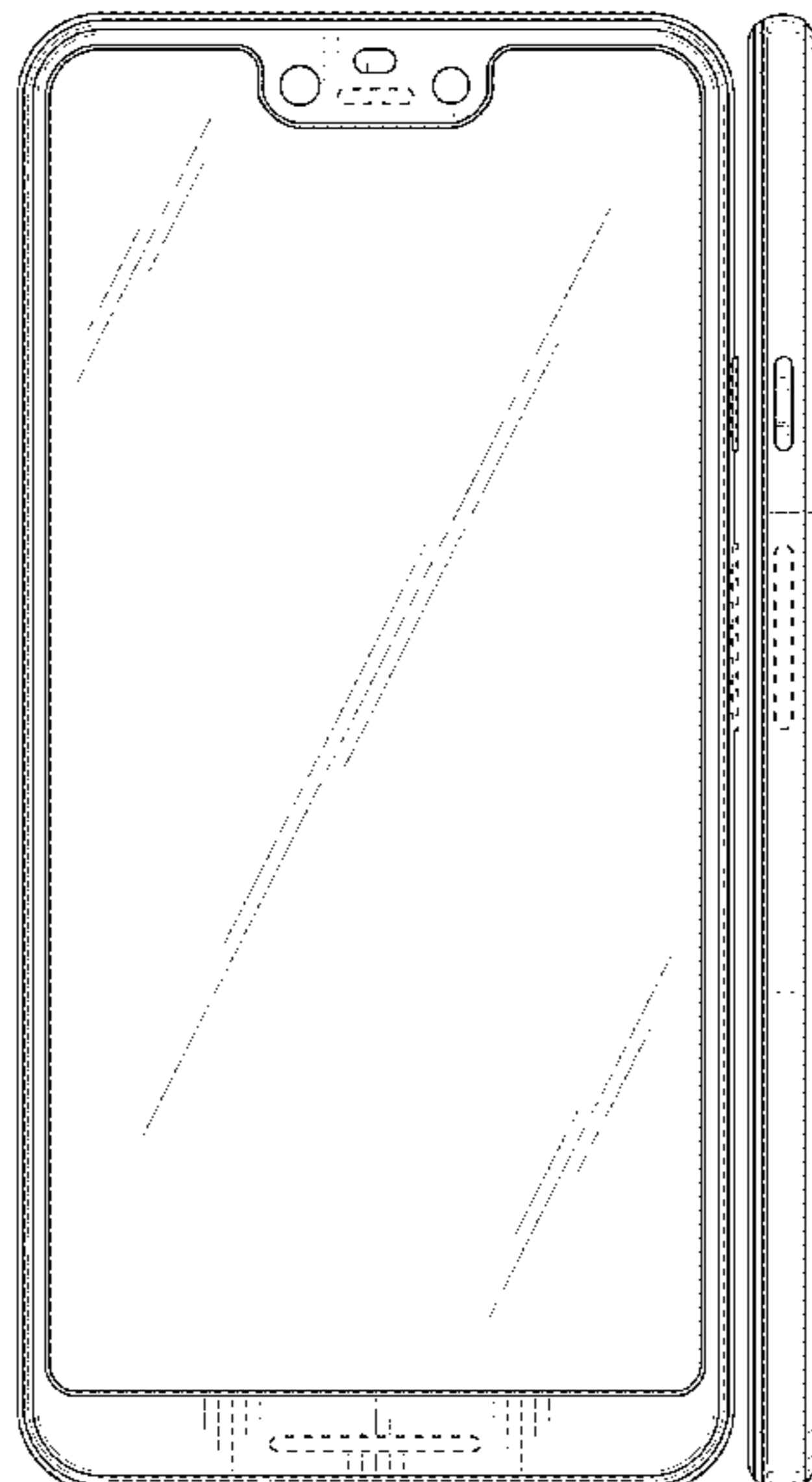
U.S. PATENT DOCUMENTS

D503,164 S * 3/2005 Park D14/138 AD
D635,537 S * 4/2011 Kim D14/138 G
D639,763 S * 6/2011 Kim D14/138 G
D654,887 S * 2/2012 McManigal D14/138 G
D658,147 S * 4/2012 Yoon D14/138 G
D665,371 S * 8/2012 Finney D14/138 G
D665,762 S * 8/2012 Fujimura D14/138 G
D675,180 S * 1/2013 Zhang D14/138 G
D675,585 S * 2/2013 Park D14/138 G
D683,712 S * 6/2013 Shao D14/138 G

Contrast in surface treatment is shown by line shading in
some areas and stipple shading in other areas.

The broken lines of even length shown in the drawing
illustrate portions of the electronic device that form no part
of the claimed design.

1 Claim, 8 Drawing Sheets



(56)

References Cited

U.S. PATENT DOCUMENTS

D755,749 S * 5/2016 Kim D14/138 G
 D767,524 S * 9/2016 Geng D14/138 G
 D801,947 S 11/2017 Gordon et al.
 D806,705 S * 1/2018 Akana D14/341
 D815,633 S 4/2018 Akana et al.
 D834,550 S * 11/2018 Ryu D14/138 G
 D834,552 S * 11/2018 Ryu D14/138 G
 D837,175 S * 1/2019 Ryu D14/138 G
 D850,402 S * 6/2019 Cho D14/138 G
 D860,152 S * 9/2019 Cho D14/138 G
 D860,965 S * 9/2019 Cho D14/138 G
 D869,419 S * 12/2019 Cho D14/138 G
 2019/0339746 A1 * 11/2019 Kim G06F 1/1686

FOREIGN PATENT DOCUMENTS

JP 1614318 9/2018
 JP 1614376 9/2018
 JP 1632995 9/2019

OTHER PUBLICATIONS

Posted on the website of Willcom Co.,LTD—known materials of the Design Division of the Japanese Patent Office.pdf (5 pgs).
 Certificate of Design Registration No. 1648647 dated Nov. 29, 2019 for application no. Japanese Application No. 2019-003880 filed Feb. 26, 2019.
 Certificate of Design Registration No. 1648794 dated Nov. 29, 2019 for application no. Japanese Application No. 2019-024615 filed Feb. 26, 2019.

* cited by examiner

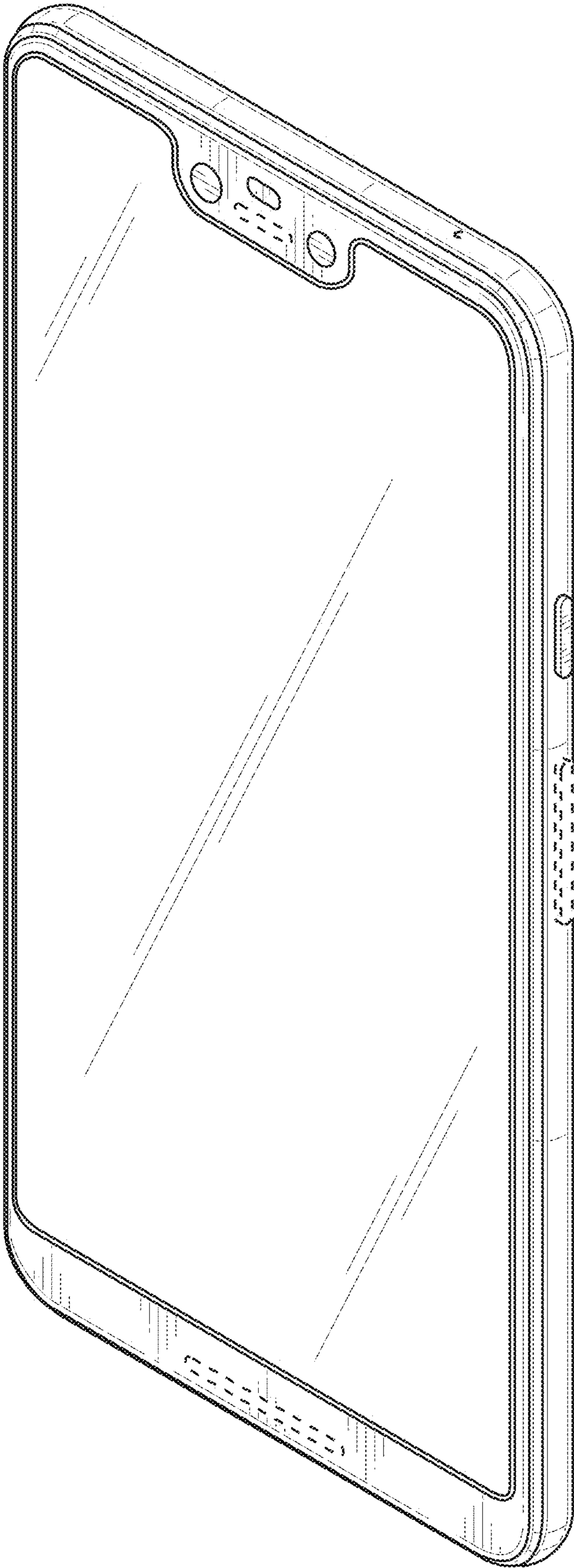


FIG. 1




FIG. 2




FIG. 3




FIG. 4




FIG. 5

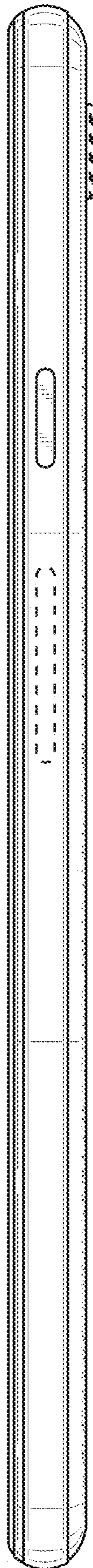


FIG. 6




FIG. 7



FIG. 8