



US00D883934S

(12) **United States Design Patent**  
**Yu**

(10) **Patent No.:** **US D883,934 S**

(45) **Date of Patent:** **\*\* May 12, 2020**

(54) **SOCKET**

(71) Applicant: **Xiaoyong Yu**, Chongqing (CN)

(72) Inventor: **Xiaoyong Yu**, Chongqing (CN)

(\*\*) Term: **15 Years**

(21) Appl. No.: **29/670,126**

(22) Filed: **Nov. 14, 2018**

(51) **LOC (12) Cl.** ..... **13-03**

(52) **U.S. Cl.**  
USPC ..... **D13/139.8**

(58) **Field of Classification Search**  
USPC ..... D13/139.1–139.8, 137.1–137.4,  
D13/138.1–138.2, 110, 156, 108, 164,  
D13/162; D10/106.1

CPC ..... H02H 9/042  
See application file for complete search history.

(56) **References Cited**

**U.S. PATENT DOCUMENTS**

- D379,796 S \* 6/1997 Bagga ..... D13/139.4
- 5,748,424 A \* 5/1998 Hung ..... H02H 9/042  
361/111
- D674,342 S \* 1/2013 Ho ..... D13/110
- D680,953 S \* 4/2013 Kuo ..... D13/137.2

- D719,091 S \* 12/2014 Leddusire ..... D13/110
- D719,508 S \* 12/2014 Byrne ..... D13/110
- D735,138 S \* 7/2015 Miniger ..... D13/139.7
- D769,819 S \* 10/2016 Banayan ..... D13/110
- D841,591 S \* 2/2019 Byrne ..... D13/139.4
- D859,195 S \* 9/2019 Kristensson ..... D10/106.1

\* cited by examiner

*Primary Examiner* — Rhea Shields

(57) **CLAIM**

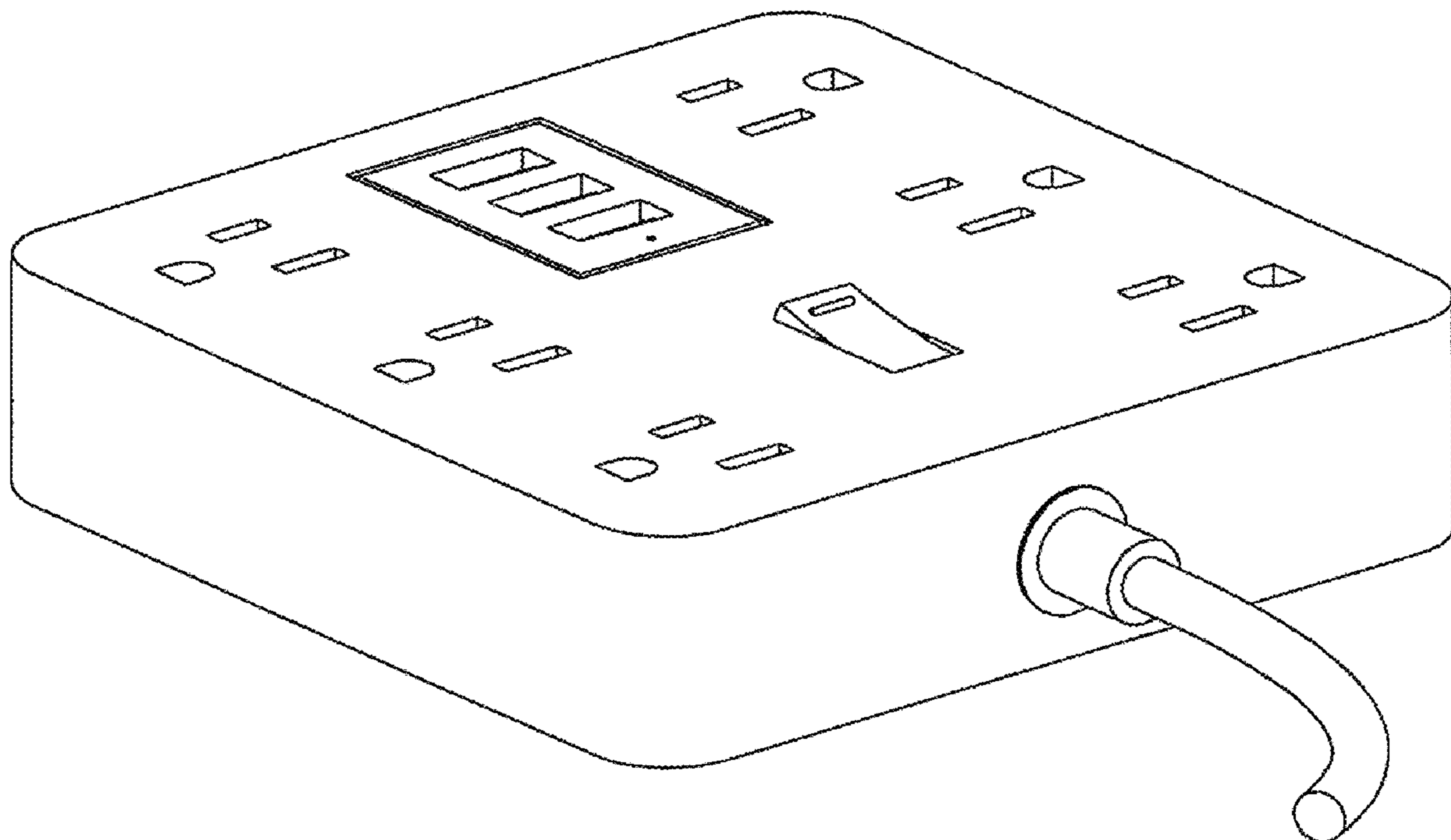
The ornamental design for a socket, as shown and described.

**DESCRIPTION**

FIG. 1 is a perspective view of a socket showing my new design;  
 FIG. 2 is a top plan view thereof;  
 FIG. 3 is a rear elevational view thereof;  
 FIG. 4 is a bottom plan view thereof;  
 FIG. 5 is a right side view thereof;  
 FIG. 6 is a front elevational view thereof; and,  
 FIG. 7 is a left side view thereof.

In the drawings, the broken lines are for the purpose of illustrating environment only and form no part of the claimed design.

**1 Claim, 7 Drawing Sheets**



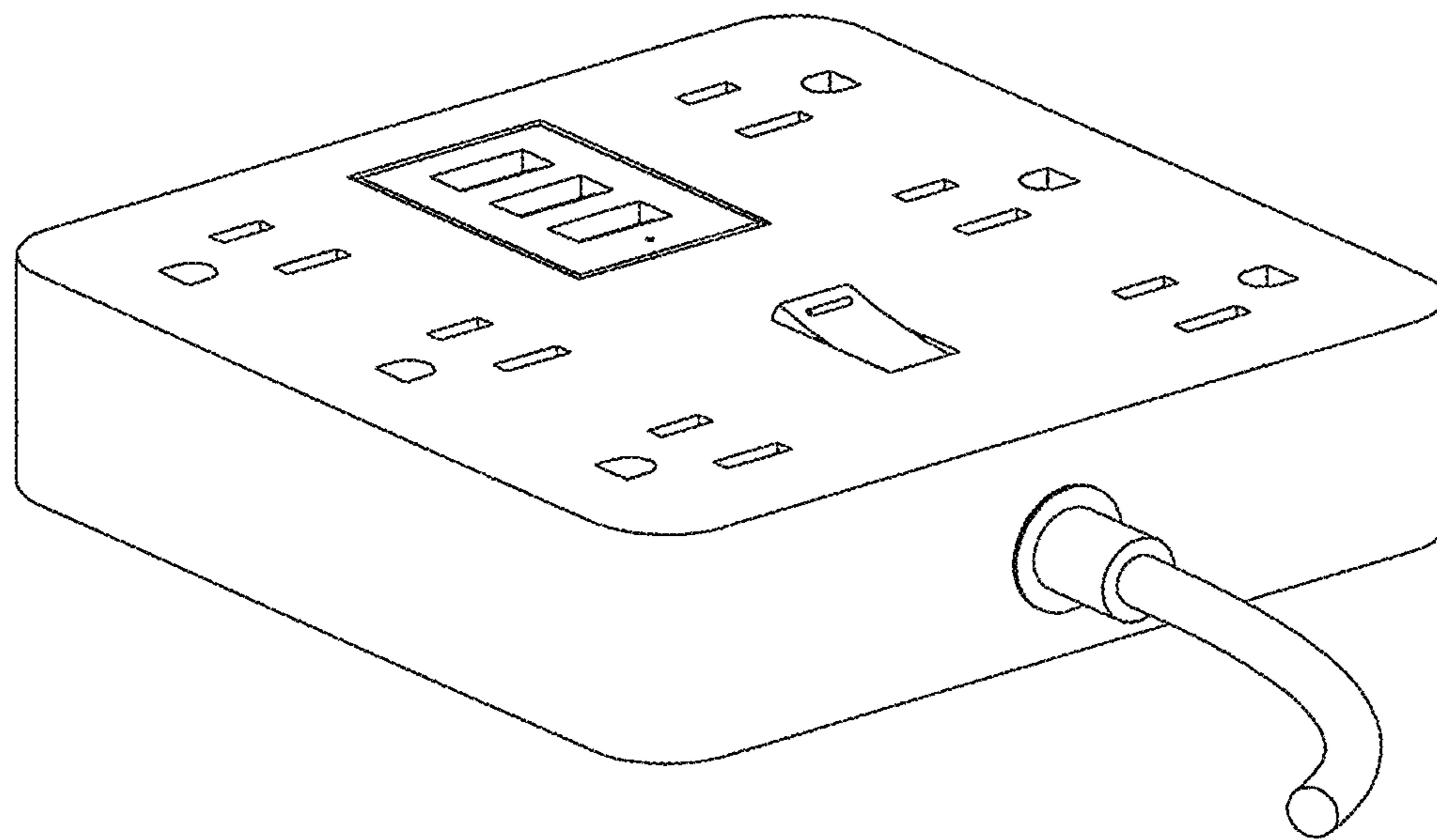


FIG. 1

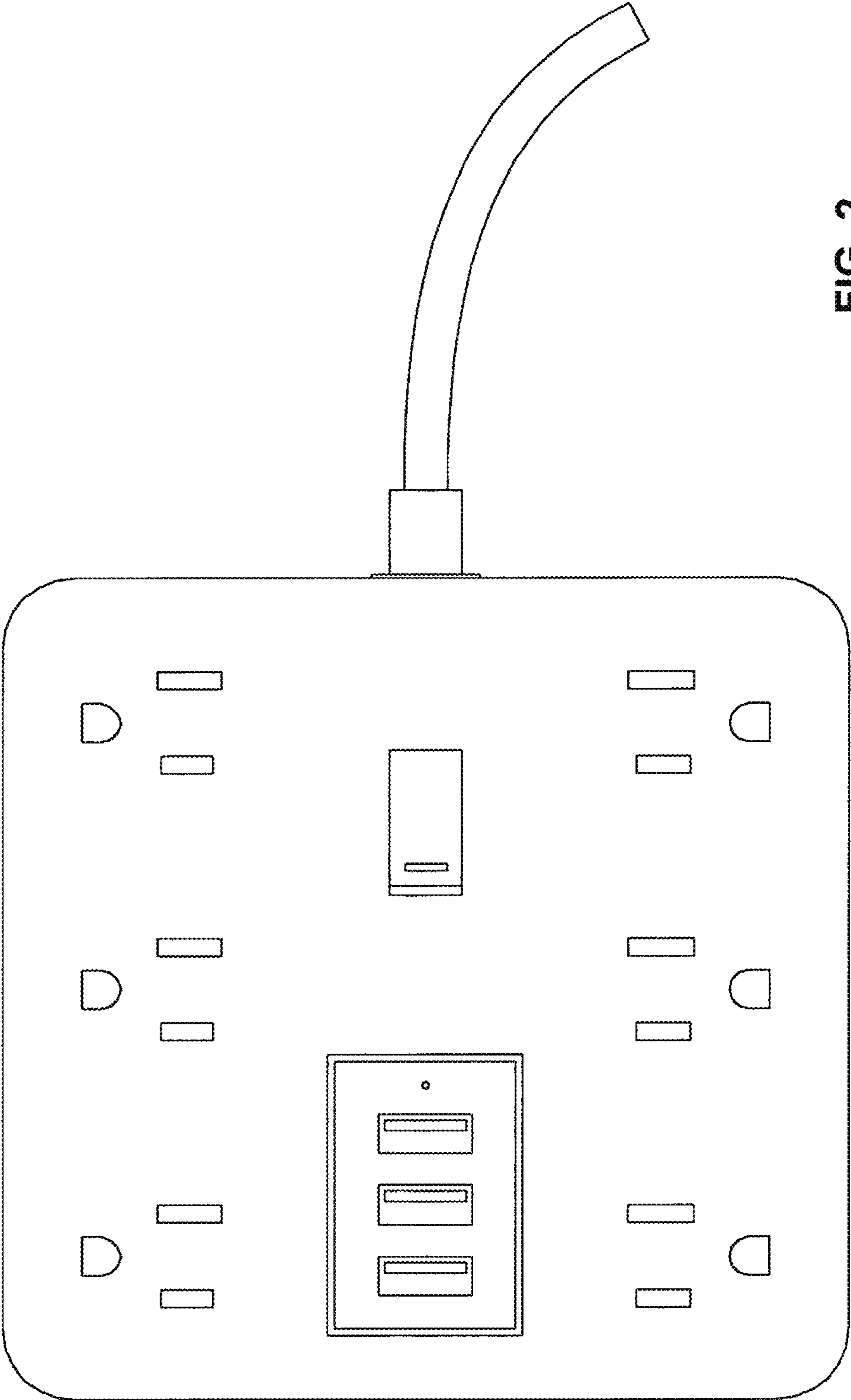


FIG. 2




FIG. 3

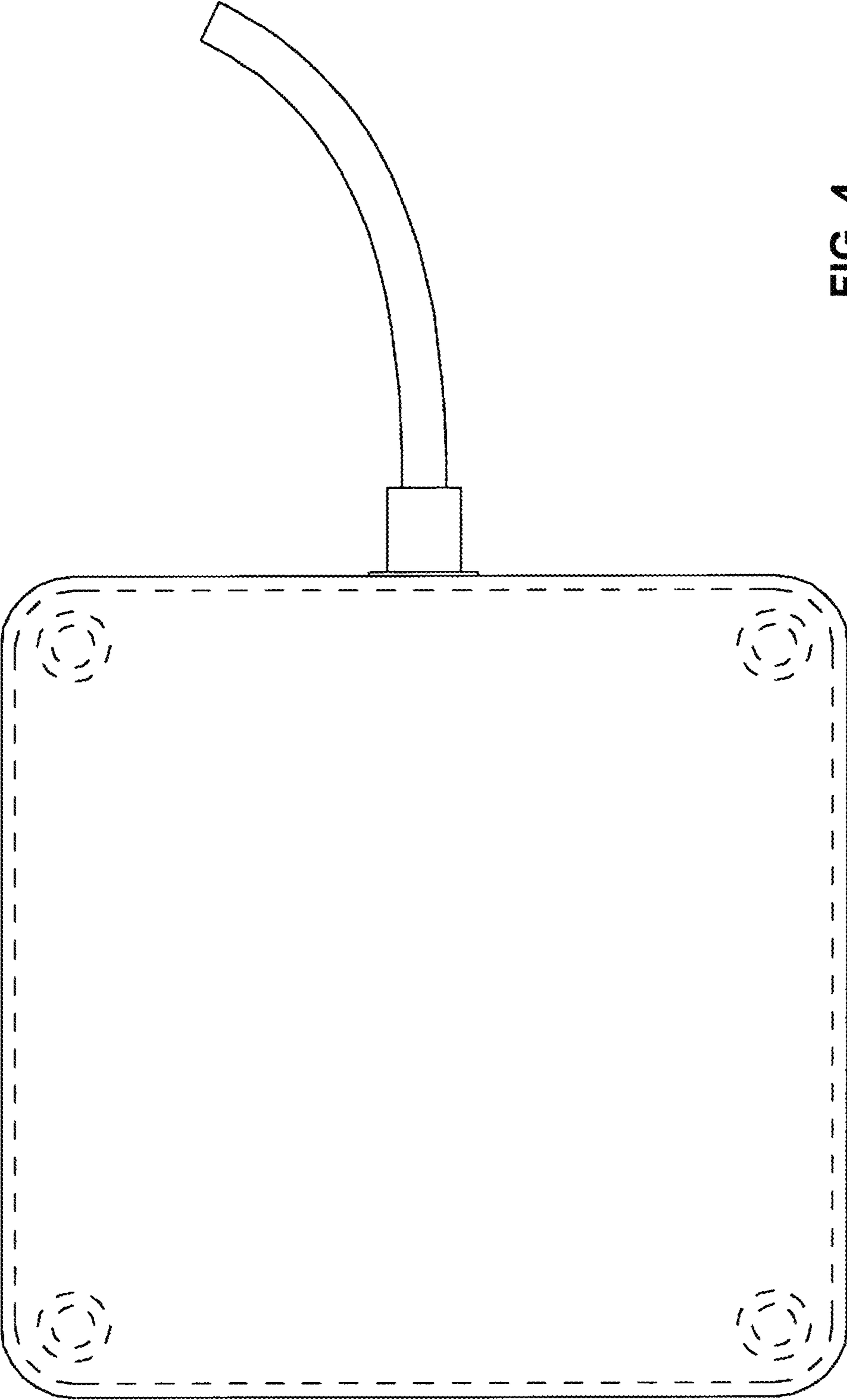
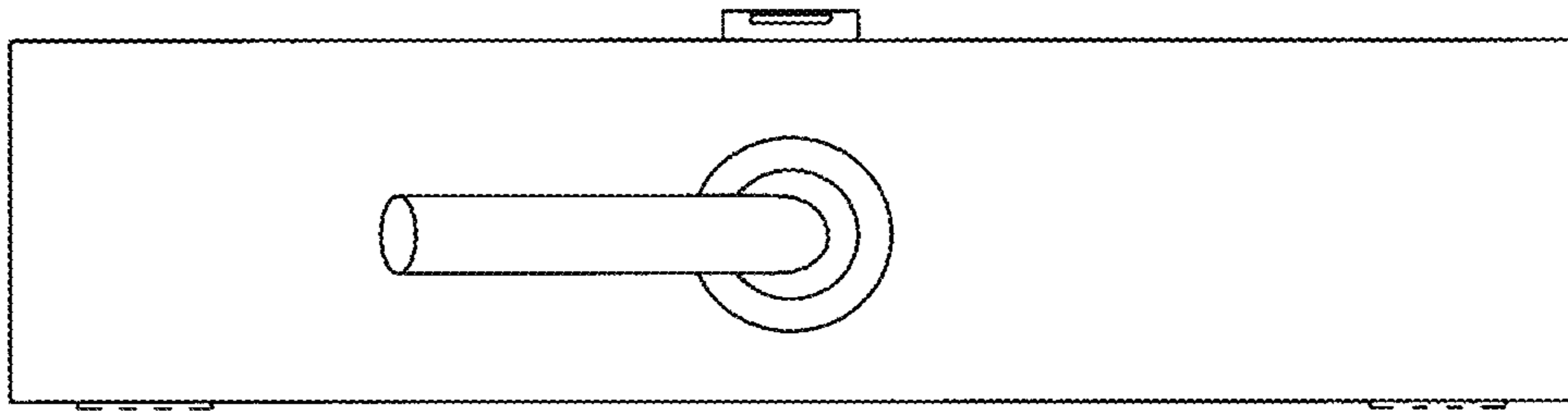


FIG. 4



**FIG. 5**


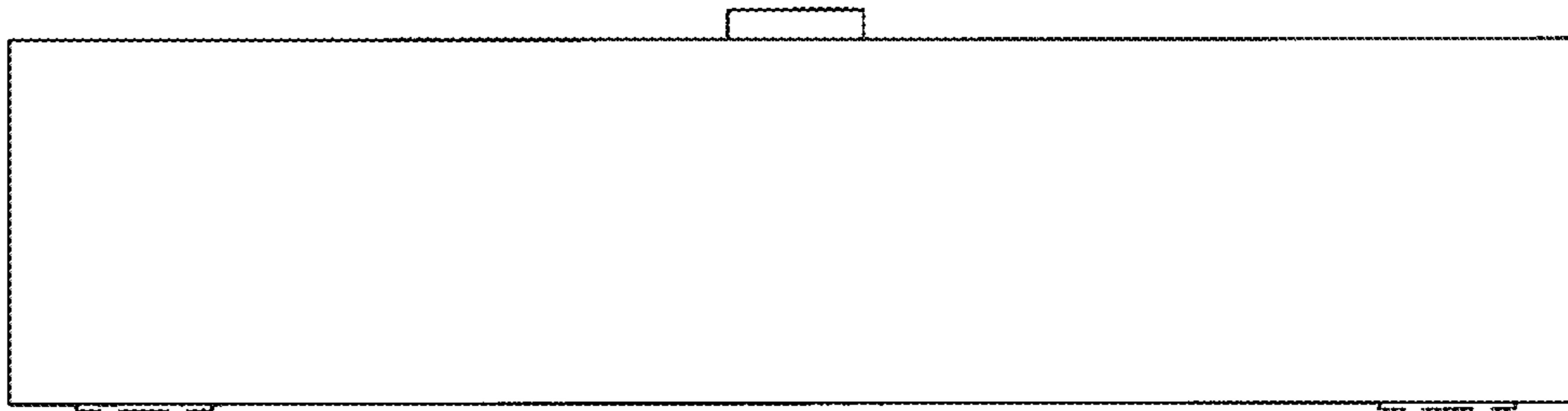


FIG. 6



**FIG. 7**