



US00D883903S

(12) **United States Design Patent**
Horiguchi et al.

(10) **Patent No.:** **US D883,903 S**

(45) **Date of Patent:** **** May 12, 2020**

(54) **TIRE FOR AUTOMOBILE**

(71) Applicant: **SUMITOMO RUBBER INDUSTRIES, LTD.**, Kobe-shi, Hyogo (JP)

(72) Inventors: **Toshiki Horiguchi**, Kobe (JP);
Yoshiaki Kanematsu, Kobe (JP)

(73) Assignee: **SUMITOMO RUBBER INDUSTRIES, LTD.**, Kobe-Shi, Hyogo (JP)

(**) Term: **15 Years**

(21) Appl. No.: **29/678,671**

(22) Filed: **Jan. 30, 2019**

(51) **LOC (12) Cl.** **12-15**

(52) **U.S. Cl.**
USPC **D12/521**

(58) **Field of Classification Search**
USPC D12/500-532, 604
CPC Y10T 152/10027; B60C 1/0016; B60C 11/0306; B60C 11/0302; B60C 3/06; B60C 9/17
See application file for complete search history.

(56) **References Cited**

U.S. PATENT DOCUMENTS

D593,931 S * 6/2009 Fontaine D12/521
D639,719 S * 6/2011 Harvey D12/521

D668,598 S * 10/2012 Hughes D12/521
D713,325 S * 9/2014 Maxwell D12/521
D733,635 S * 7/2015 Digman D12/521
D744,406 S * 12/2015 Bosch Alsina D12/521
D773,977 S * 12/2016 Dixon D12/521
D789,278 S * 6/2017 Shondel D12/519
D795,164 S * 8/2017 Philipot D12/521
D870,021 S * 12/2019 Mishima D12/521
2018/0178589 A1 * 6/2018 Horiguchi B60C 11/0306

* cited by examiner

Primary Examiner — Brandon M Rosati

Assistant Examiner — John A Voytek

(74) *Attorney, Agent, or Firm* — Birch, Stewart, Kolasch & Birch, LLP

(57) **CLAIM**

The ornamental design for a tire for automobile, as shown and described.

DESCRIPTION

FIG. 1 is a front perspective view of a tire for automobile showing our new design;
FIG. 2 is a front view thereof;
FIG. 3 is a left side view thereof;
FIG. 4 is a rear view thereof;
FIG. 5 is a right side view thereof;
FIG. 6 is a bottom view thereof;
FIG. 7 is a top view thereof; and,
FIG. 8 is a partial enlarged view of FIG. 2.

1 Claim, 8 Drawing Sheets






FIG. 1




FIG. 2




FIG. 3




FIG. 4

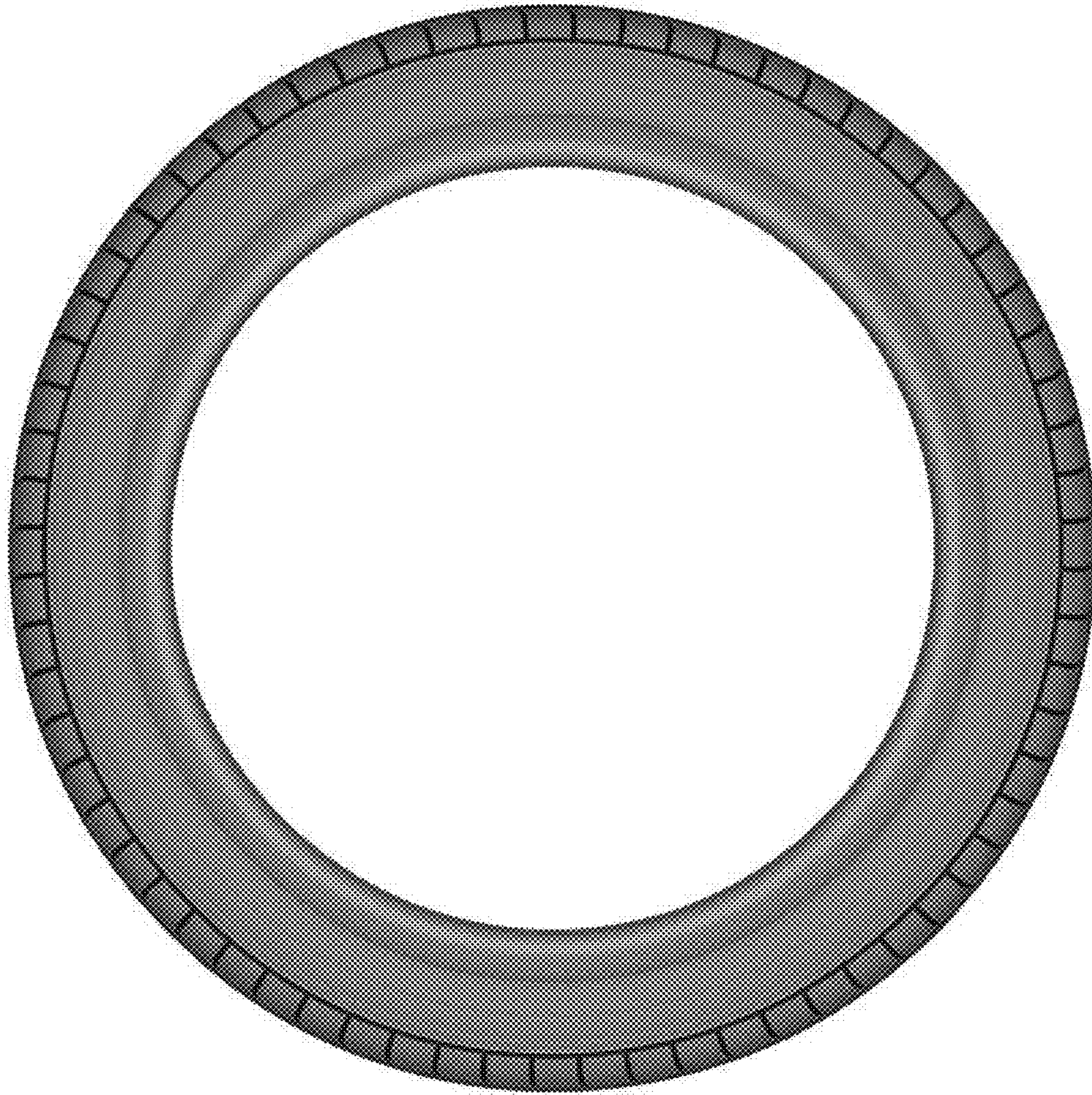


FIG. 5




FIG. 6




FIG. 7




FIG. 8