



US00D883894S

(12) **United States Design Patent**
Keen

(10) **Patent No.:** **US D883,894 S**

(45) **Date of Patent:** **** May 12, 2020**

(54) **EXTRUSION**

(71) Applicant: **Aluminium Industries Investments Pty Ltd**, Dandenong South (AU)

(72) Inventor: **Matthew William Keen**, Narre Warren South (AU)

(73) Assignee: **Aluminium Industries Investments Pty Ltd**, Dandenong South (AU)

(**) Term: **15 Years**

(21) Appl. No.: **29/626,463**

(22) Filed: **Nov. 17, 2017**

(30) **Foreign Application Priority Data**

May 17, 2017 (AU) 201712991

(51) **LOC (12) Cl.** **12-16**

(52) **U.S. Cl.**
USPC **D12/221**

(58) **Field of Classification Search**
USPC D12/221, 98; D9/431-433, 44, 420, 422, D9/423, 424
CPC .. B60R 99/00; B60R 5/00; B60R 7/04; B60N 2/30

See application file for complete search history.

(56) **References Cited**

U.S. PATENT DOCUMENTS

D341,252 S * 11/1993 Ryan D12/221
D652,778 S * 1/2012 Segura D12/221

D796,415 S * 9/2017 Tsukamoto D12/331
D870,635 S * 12/2019 Keen D12/221
2014/0327274 A1* 11/2014 Baldwin B62D 25/025
296/209
2018/0290515 A1* 10/2018 Marchetti B32B 27/34
2019/0100955 A1* 4/2019 Hirtenlehner E05F 15/42

* cited by examiner

Primary Examiner — Katrina A Betton

(74) *Attorney, Agent, or Firm* — Richard A. Fagin

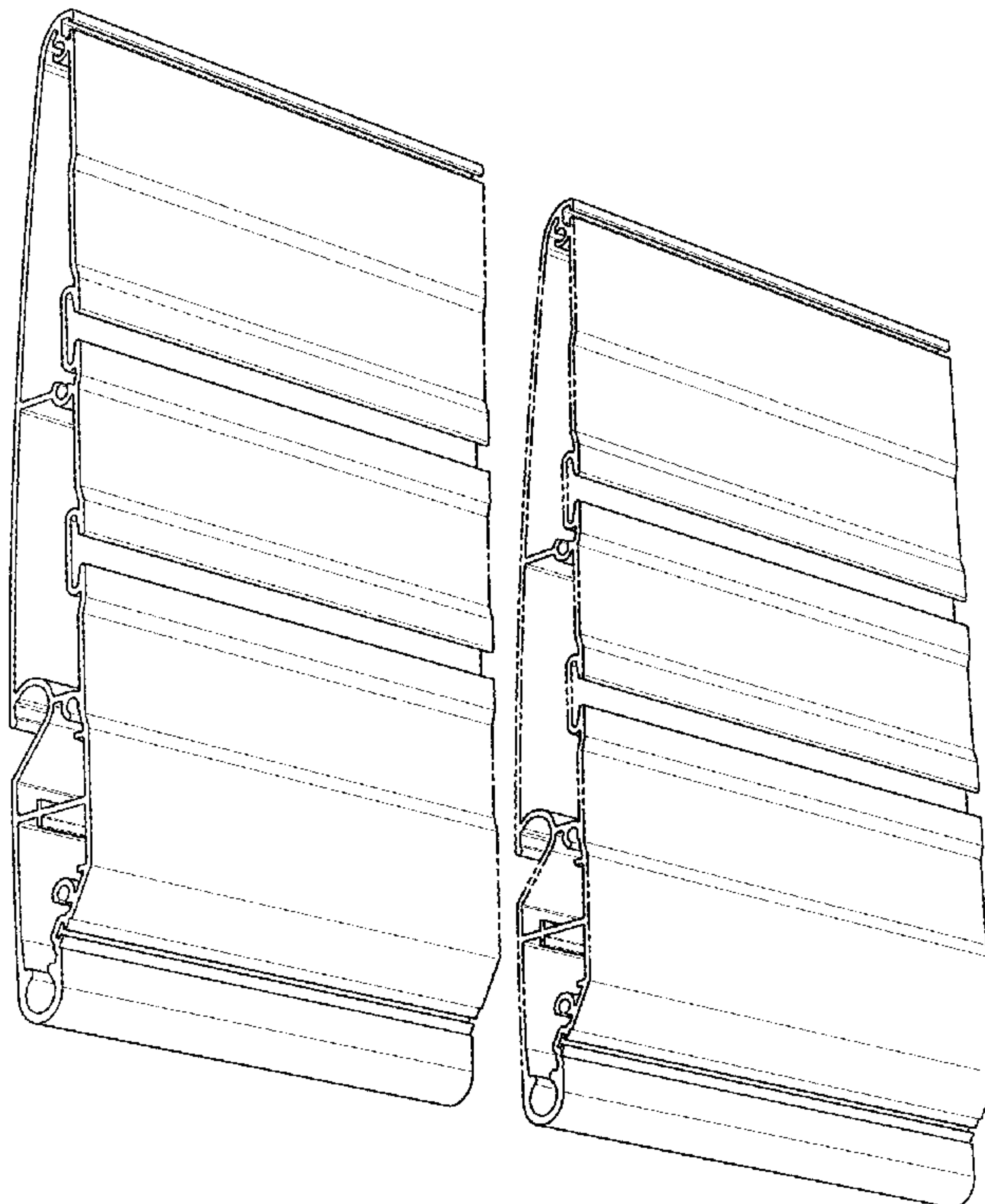
(57) **CLAIM**

I claim the ornamental design for an extrusion, as shown and described.

DESCRIPTION

FIG. 1 is an above front perspective view of an extrusion showing my new design;
FIG. 2 is a below rear perspective view thereof;
FIG. 3 is a front view thereof;
FIG. 4 is a rear view thereof;
FIG. 5 is a left view thereof;
FIG. 6 is a right view thereof;
FIG. 7 is a top view thereof; and,
FIG. 8 is an underneath view thereof.
The double broken lines in the various figures indicate that the design is of indefinite length and do not form part of the claimed design.

1 Claim, 6 Drawing Sheets



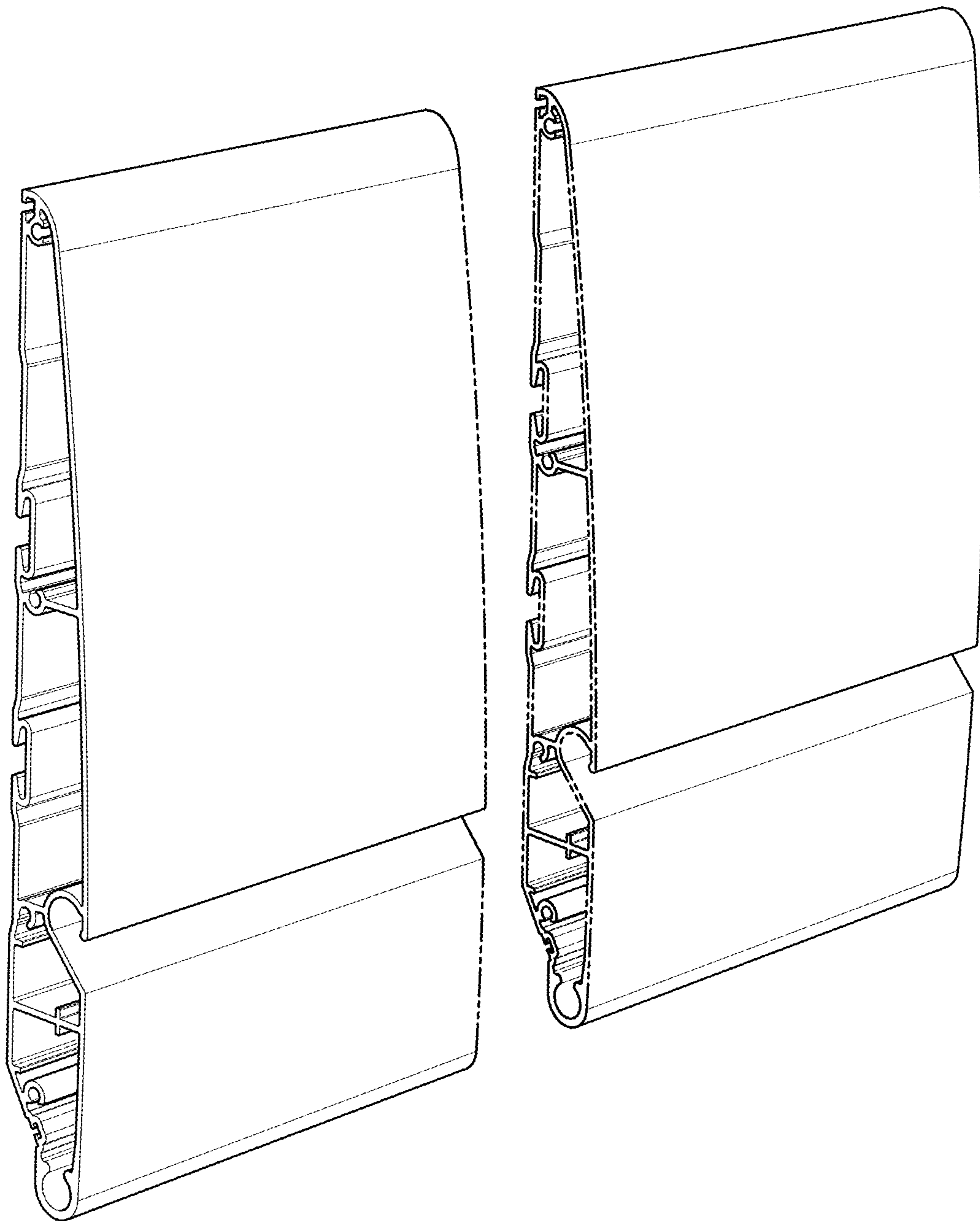


FIG. 1

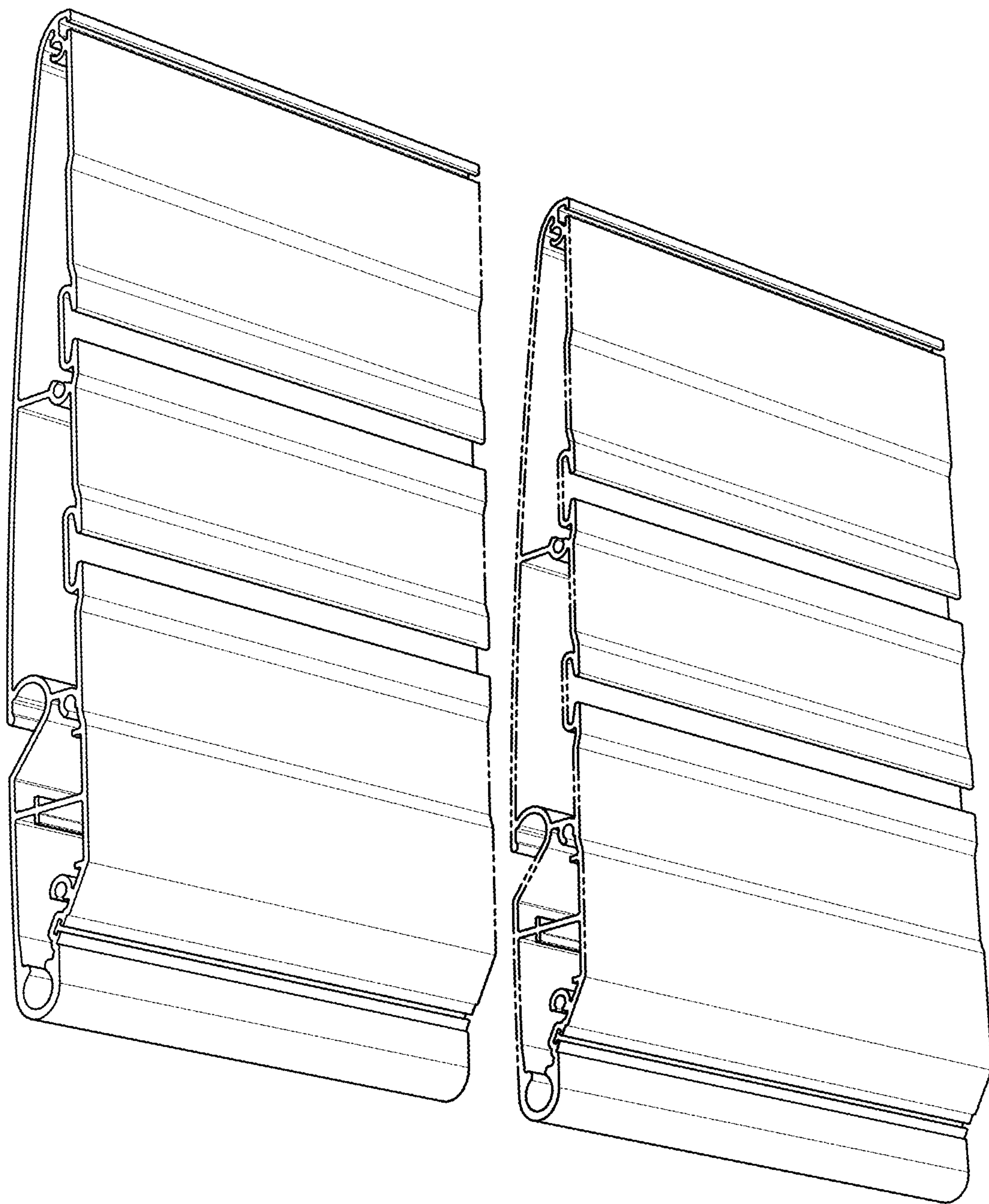


FIG. 2




FIG. 3




FIG. 4

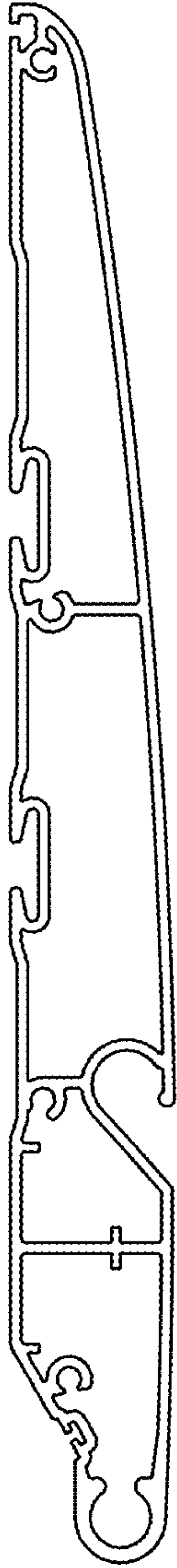


FIG. 5

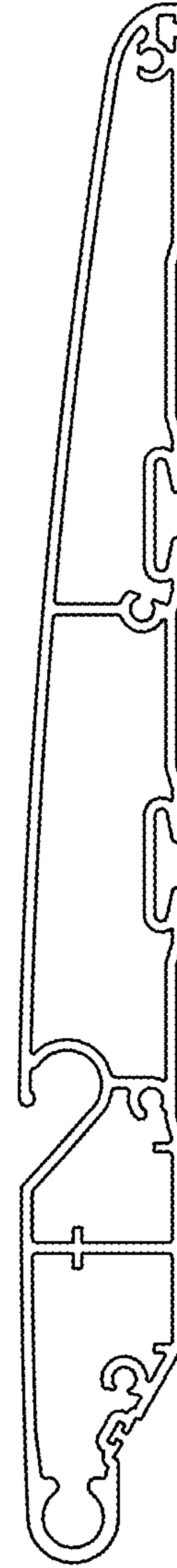


FIG. 6

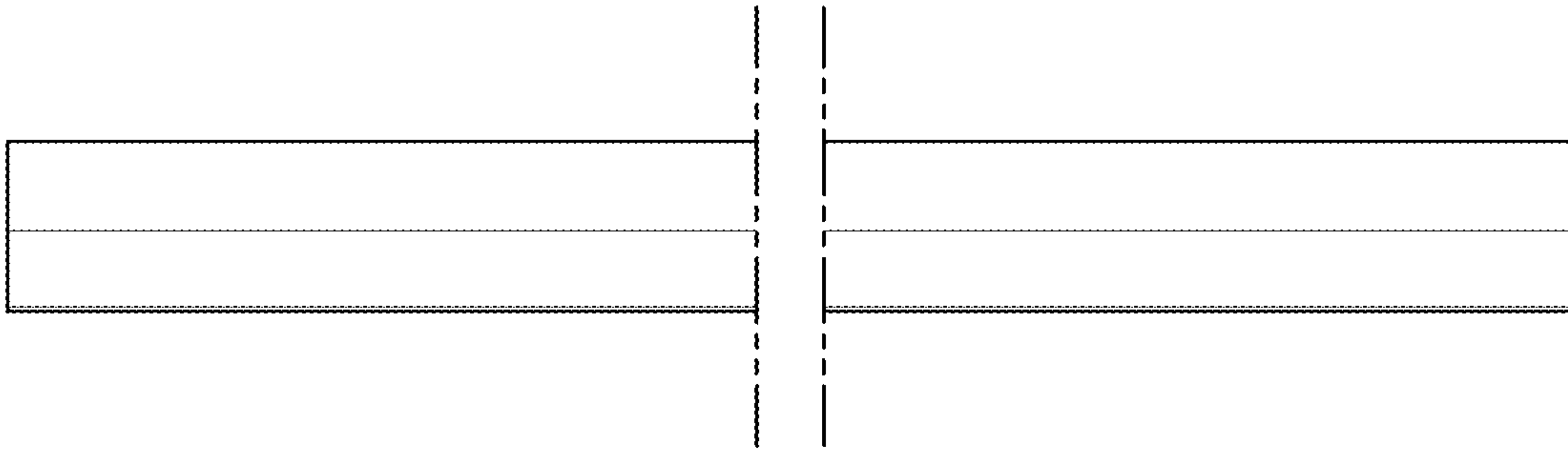


FIG. 7

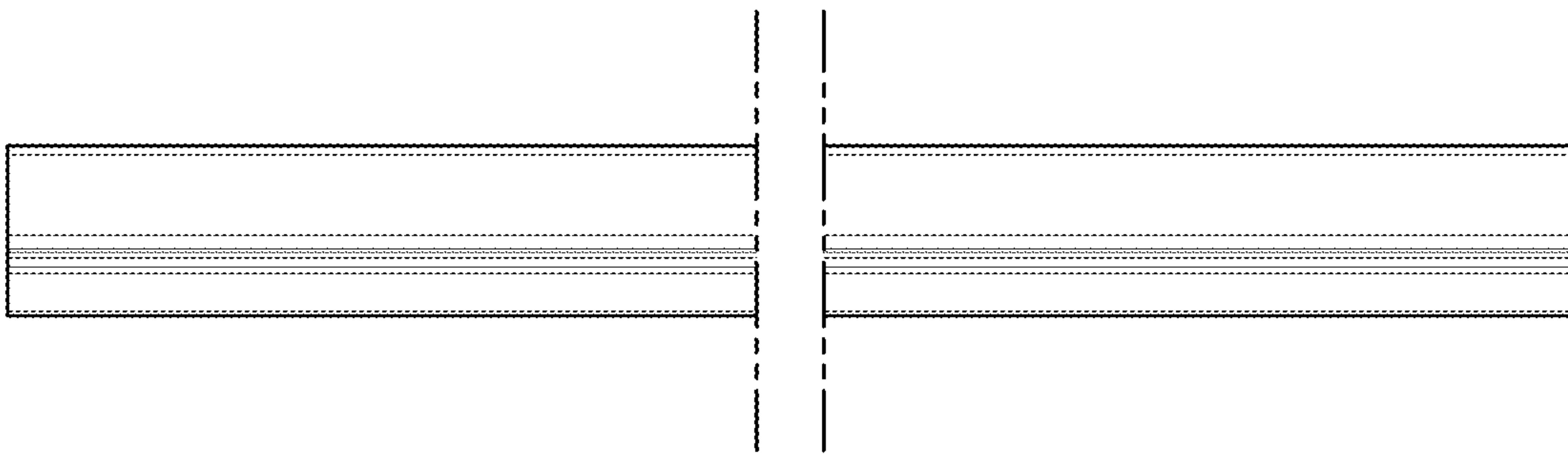


FIG. 8