



US00D883882S

(12) **United States Design Patent**  
**Iwao et al.**

(10) **Patent No.:** **US D883,882 S**

(45) **Date of Patent:** **\*\* May 12, 2020**

(54) **MOTOR VEHICLE**

(71) Applicant: **Mazda Motor Corporation**, Hiroshima (JP)

(72) Inventors: **Norihito Iwao**, Hiroshima (JP); **Ryoma Makino**, Hiroshima (JP); **Takahiro Matsui**, Hiroshima (JP); **Kazuhisa Noda**, Hiroshima (JP); **Keisuke Nakai**, Hiroshima (JP)

(73) Assignee: **MAZDA MOTOR CORPORATION**, Hiroshima (JP)

(\*\*) Term: **15 Years**

(21) Appl. No.: **29/640,950**

(22) Filed: **Mar. 19, 2018**

(30) **Foreign Application Priority Data**

Sep. 20, 2017 (JP) ..... D2017-020466

(51) **LOC (12) Cl.** ..... **12-16**

(52) **U.S. Cl.**  
USPC ..... **D12/196**

(58) **Field of Classification Search**  
USPC ..... D8/300, 302, 305, 307, 315; D12/190, D12/193, 195, 196, 414  
CPC . E05B 3/00; E05B 47/00; E05B 49/00; E05B 77/02; E05B 77/04; E05B 81/32; E05B 81/76; E05B 81/78; E05B 85/16  
See application file for complete search history.

(56) **References Cited**

**U.S. PATENT DOCUMENTS**

D593,918 S *	6/2009	Larson	.....	D12/196
D615,017 S *	5/2010	Smith	.....	D12/195
D633,022 S *	2/2011	Hwang	.....	D12/195
D633,023 S *	2/2011	Hwang	.....	D12/195
D636,317 S *	4/2011	Matei	.....	D12/196
D645,388 S *	9/2011	Kumai	.....	D12/196

D653,187 S *	1/2012	Tomatsu	.....	D12/196
D665,321 S *	8/2012	Huet	.....	D12/196
D674,328 S *	1/2013	Ikuma	.....	D12/196
D676,366 S *	2/2013	Yamada	.....	D12/196
D695,178 S *	12/2013	Tada	.....	D12/196

(Continued)

*Primary Examiner* — Susan Bennett Hattan

*Assistant Examiner* — Suzanne E Tisdell

(74) *Attorney, Agent, or Firm* — Studebaker & Brackett PC

(57) **CLAIM**


The ornamental design for a motor vehicle, as shown and described.

**DESCRIPTION**

FIG. 1 is a top, front and side perspective view of a motor vehicle showing our new design;  
FIG. 2 is a rear, front and side perspective view thereof;  
FIG. 3 is a front and side perspective view thereof;  
FIG. 4 is a right side view thereof;  
FIG. 5 is a front view thereof;  
FIG. 6 is a top view thereof;  
FIG. 7 is an enlarged elevational view of portion A taken along line 7-7 end in FIG. 4;  
FIG. 8 is an enlarged elevational view of portion A taken along line 8-8 end in FIG. 4;  
FIG. 9 is an enlarged elevational view of portion A taken along line 9-9 end in FIG. 4; and,  
FIG. 10 is an enlarged elevational view of portion B taken along line 10-10 end in FIG. 4.

The claimed design is shown in full contrast that indicates claimed areas. Half-tone shading indicates areas of unclaimed environmental structure. Broken lines included in FIGS. 7, 8, 9, and 10 show an inner portion of the motor vehicle and depict interior portions of the motor vehicle that forms no part of the claimed design. Dot-dash broken lines depict an unclaimed boundary between the claimed area and the unclaimed environment.

**1 Claim, 8 Drawing Sheets**



(56)

**References Cited**

## U.S. PATENT DOCUMENTS

D695,663	S	*	12/2013	Suga .....	D12/196
D699,654	S	*	2/2014	Okue .....	D12/196
D700,875	S	*	3/2014	Jevremovic .....	D12/196
D701,809	S	*	4/2014	Hildebrand .....	D12/196
D703,123	S	*	4/2014	Hildebrand .....	D12/196
D705,149	S	*	5/2014	Sakae .....	D12/196
D758,270	S	*	6/2016	Zadnik .....	D12/196
D762,541	S	*	8/2016	Jo .....	D12/196
D763,156	S	*	8/2016	Jo .....	D12/196
D765,571	S	*	9/2016	Faghihzadeh .....	D12/196
D772,758	S	*	11/2016	Frascella .....	D12/92
D772,772	S	*	11/2016	Frascella .....	D12/196
D775,567	S	*	1/2017	Faghihzadeh .....	D12/196
D776,593	S	*	1/2017	Schneider .....	D12/196
D779,407	S	*	2/2017	Bae .....	D12/196
D781,194	S	*	3/2017	Bae .....	D12/196
D785,529	S	*	5/2017	Kyung .....	D12/196
D785,531	S	*	5/2017	Lim .....	D12/196
D786,761	S	*	5/2017	Luk .....	D12/196
D790,404	S		6/2017	Iwao et al.	
D801,246	S	*	10/2017	Lee .....	D12/196
D803,121	S	*	11/2017	Granlund .....	D12/196
D803,122	S	*	11/2017	Granlund .....	D12/196

\* cited by examiner






FIG. 1



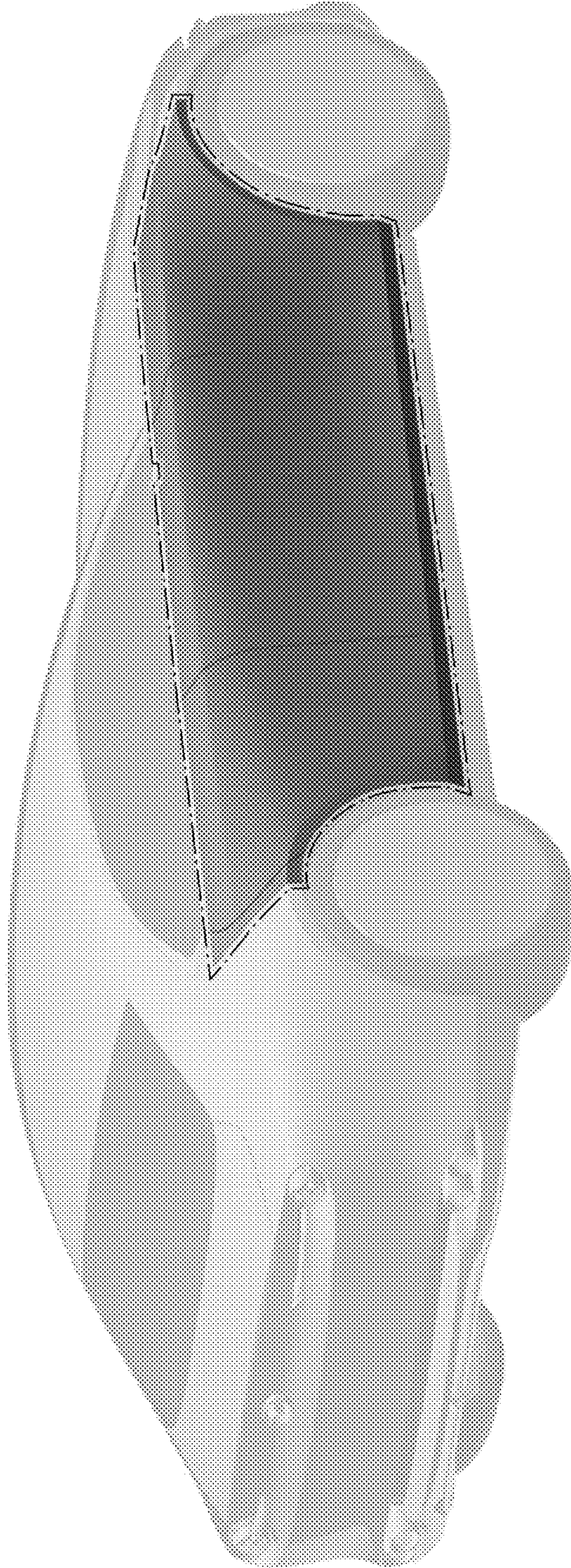


FIG.2



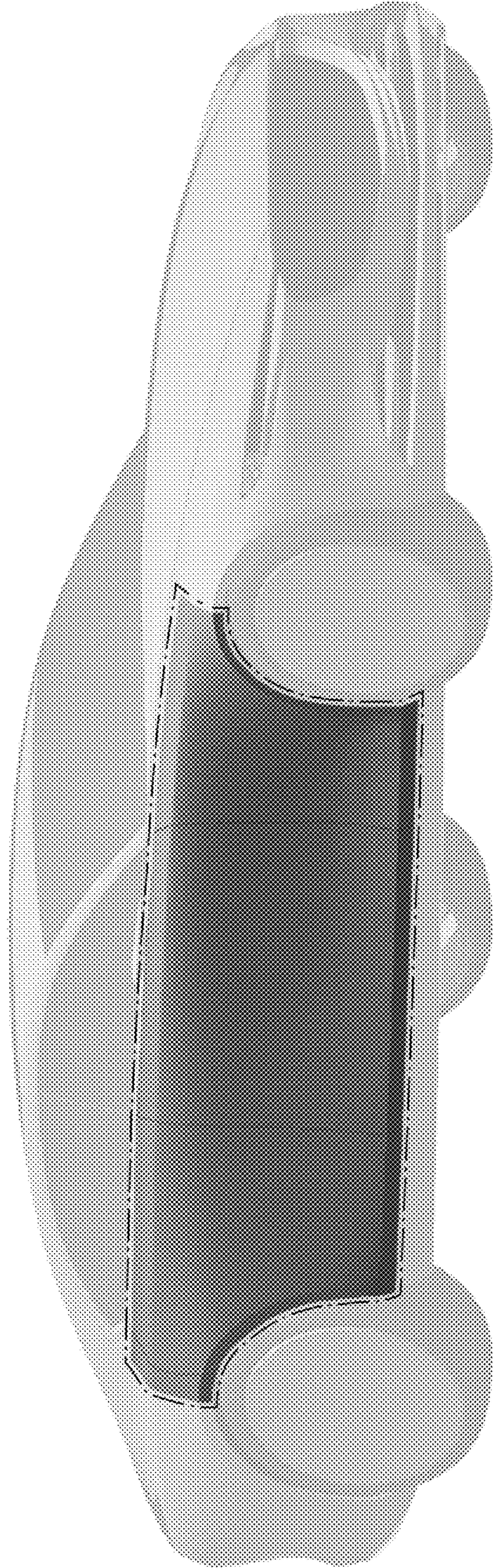


FIG. 3



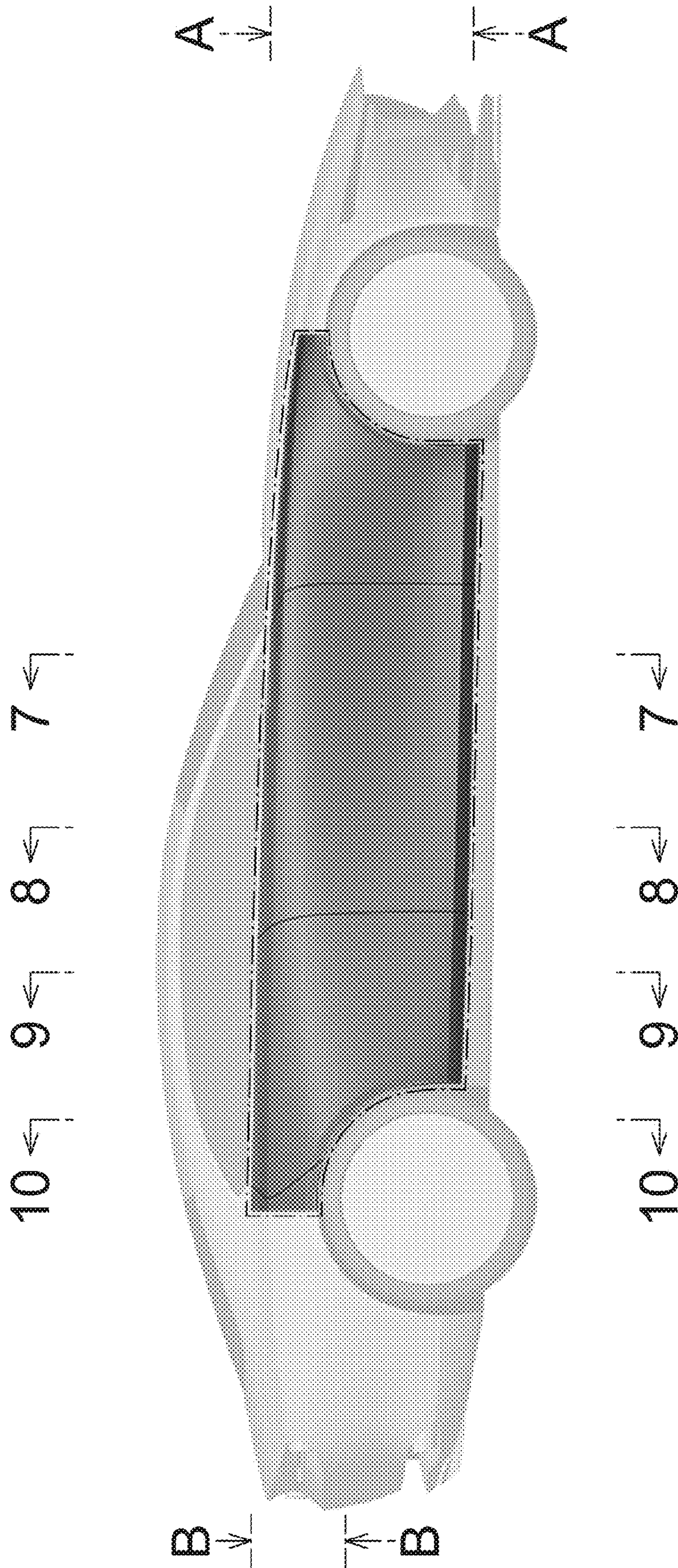


FIG.4




FIG. 5






FIG. 6



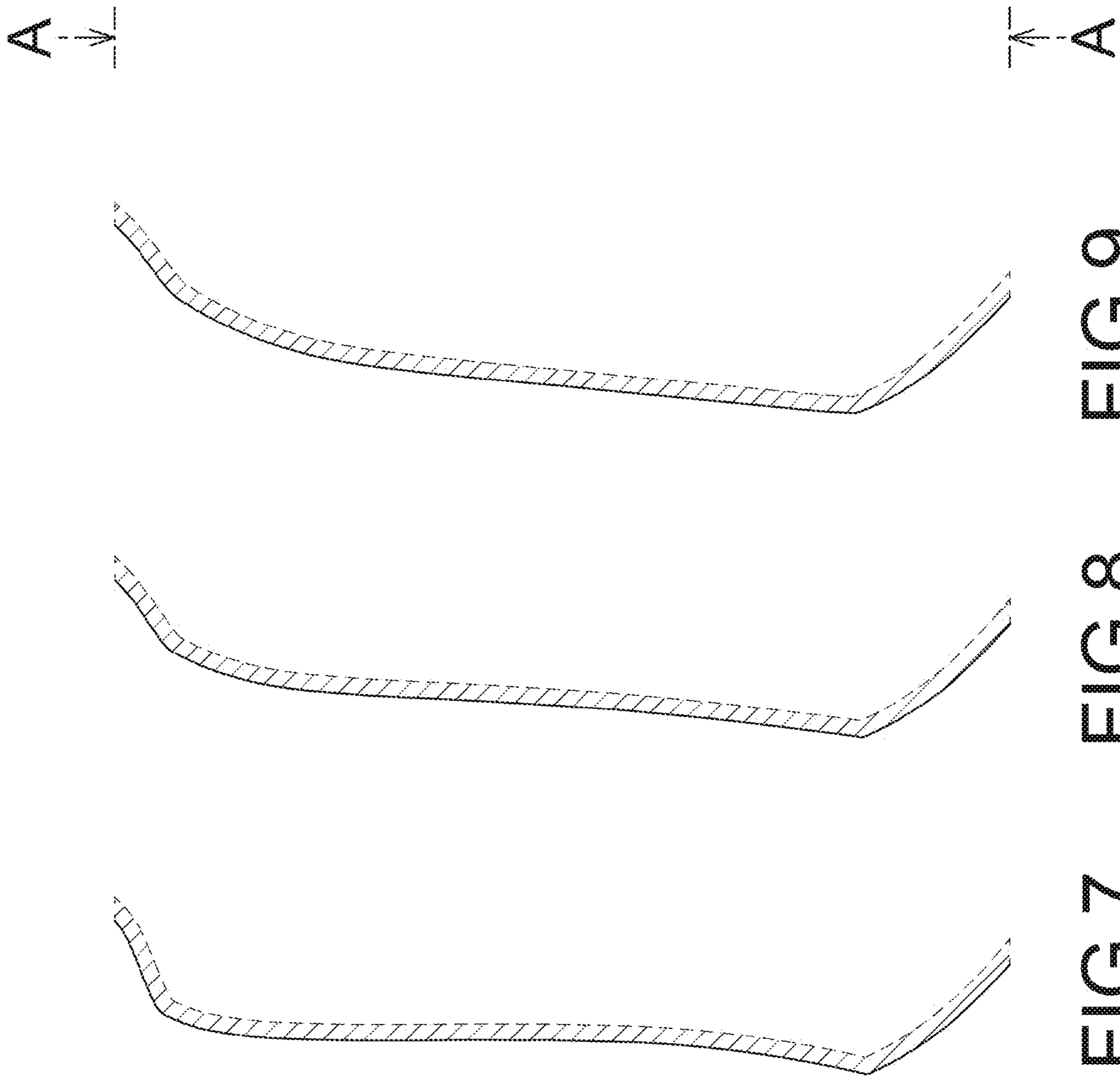


FIG. 7 FIG. 8 FIG. 9



B

B




FIG.10