



US00D883872S

(12) **United States Design Patent** (10) **Patent No.:** **US D883,872 S**
Metros et al. (45) **Date of Patent:** **** May 12, 2020**

(54) **VEHICLE REAR LOWER BUMPER COVER INSERT**

(71) Applicant: **Ford Global Technologies, LLC**,
Dearborn, MI (US)

(72) Inventors: **Craig Metros**, Bloomfield, MI (US);
George Bucher, Dearborn, MI (US);
James Grake, Beverly Hills, MI (US);
Andrew Bazinski, Amherstburg (CA)

(73) Assignee: **Ford Global Technologies, LLC**,
Dearborn, MI (US)

(**) Term: **15 Years**

(21) Appl. No.: **29/685,400**

(22) Filed: **Mar. 28, 2019**

(51) **LOC (12) Cl.** **12-16**

(52) **U.S. Cl.**
USPC **D12/169**

(58) **Field of Classification Search**
USPC D12/169, 164, 196, 171, 163, 86, 90-92;
293/102, 113, 115, 117, 120; 296/180.1,
296/180.2

CPC B60R 19/02; B60R 19/04; B62D 25/08
See application file for complete search history.

(56) **References Cited**

U.S. PATENT DOCUMENTS

D599,265 S	9/2009	Gueler et al.	
D639,215 S *	6/2011	Faghihzadeh	D12/169
D640,613 S *	6/2011	Bauer	D12/169
D644,575 S	9/2011	Messale	
D663,660 S *	7/2012	Platto	D12/169
D675,136 S *	1/2013	Hamilton	D12/169
D678,146 S *	3/2013	Behmer	D12/169

D683,671 S *	6/2013	Platto	D12/169
D692,808 S *	11/2013	Morioka	D12/169
D696,168 S *	12/2013	Ito	D12/169
D712,805 S *	9/2014	Murkett	D12/169
D738,269 S *	9/2015	Blanski	D12/169
D751,003 S *	3/2016	Rupar	D12/163
D751,004 S *	3/2016	Rupar	D12/163
D803,738 S *	11/2017	Granlund	D12/169
D807,253 S *	1/2018	Piscitelli	D12/169
D811,963 S *	3/2018	Sullivan	D12/169
D813,741 S *	3/2018	Perkins	D12/169
D816,563 S *	5/2018	McMahan	D12/169
D827,517 S *	9/2018	Whang	D12/169
D832,157 S *	10/2018	Svensson	D12/169
D853,906 S *	7/2019	Betancourt	D12/169
D855,507 S *	8/2019	Blanski	D12/169
D859,237 S *	9/2019	Koo	D12/169
D868,649 S *	12/2019	Woodhouse	D12/169
D870,003 S *	12/2019	Bucher	D12/169

* cited by examiner

Primary Examiner — Melody N Brown

(74) *Attorney, Agent, or Firm* — Vichit Chea

(57) **CLAIM**

The ornamental design for a vehicle rear lower bumper cover insert, as shown and described.

DESCRIPTION

FIG. 1 is a front elevational view of a vehicle rear lower bumper cover insert, showing our new design; FIG. 2 is a left side elevational view thereof; FIG. 3 is a right side elevational view thereof; FIG. 4 is a top plan view thereof; FIG. 5 is a bottom plan view thereof; FIG. 6 is a bottom, front and left side perspective view thereof; and, FIG. 7 is a top, front and left side perspective view thereof.

1 Claim, 7 Drawing Sheets






Fig. 1




Fig. 2




Fig. 3




Fig. 4

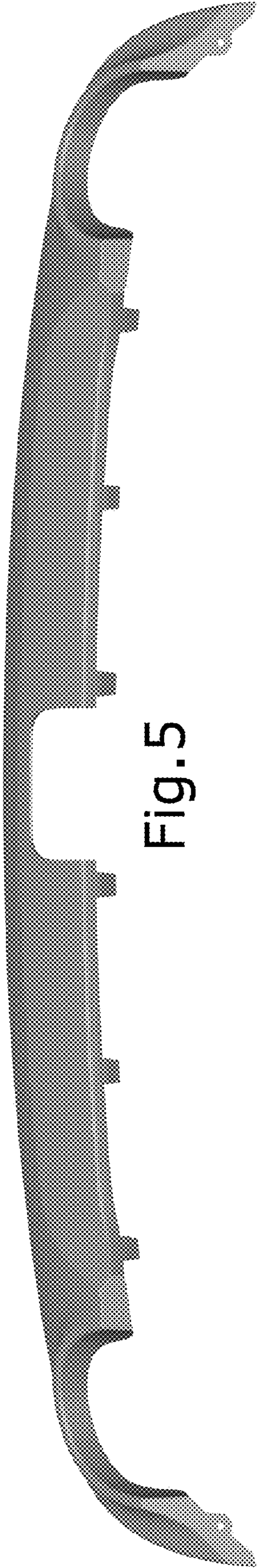


Fig. 5

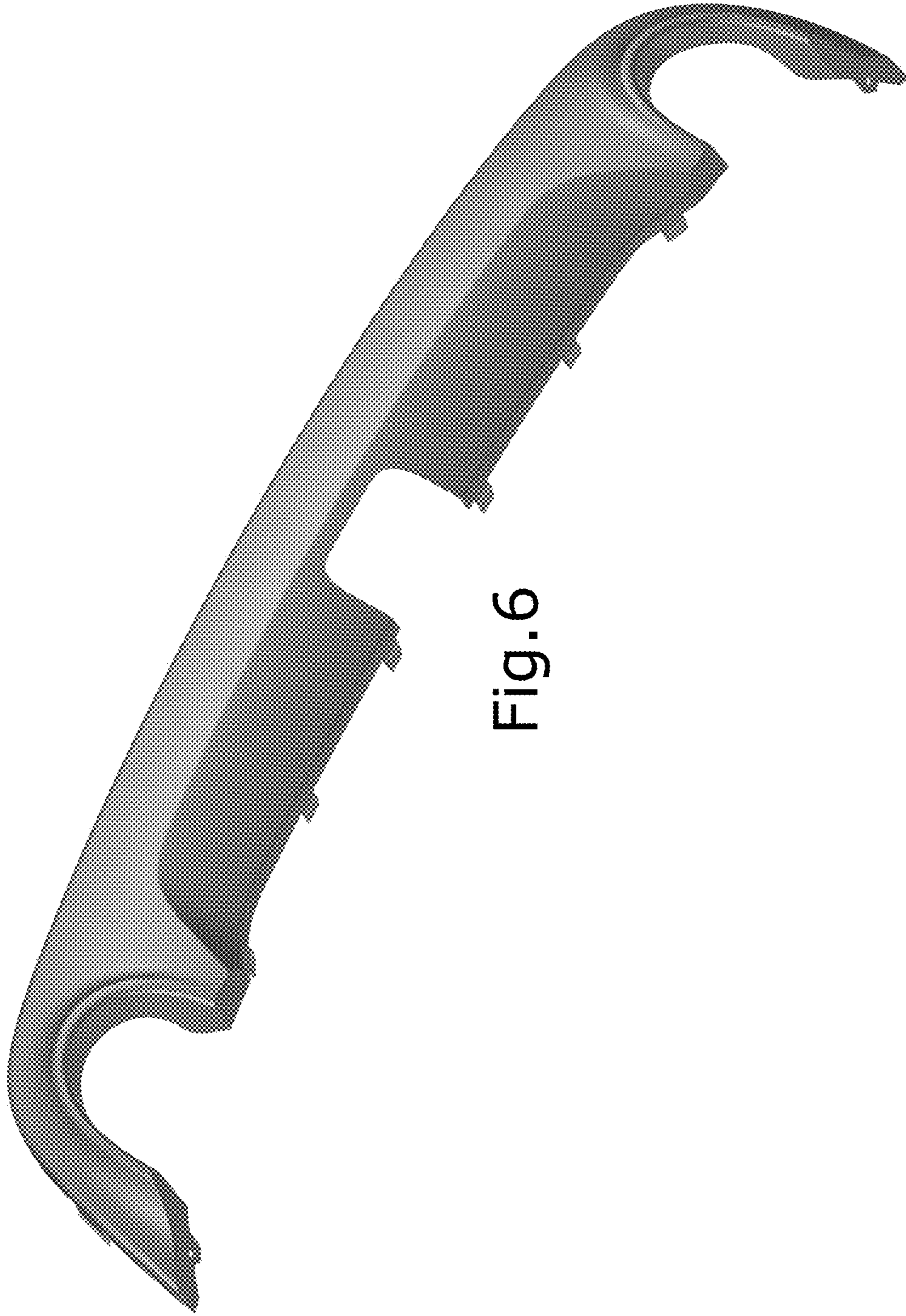


Fig. 6




Fig. 7