



US00D883870S

(12) **United States Design Patent** (10) **Patent No.:** **US D883,870 S**  
**Platto et al.** (45) **Date of Patent:** **\*\* May 12, 2020**

(54) **VEHICLE FRONT BUMPER**  
(71) Applicant: **Ford Global Technologies, LLC**,  
Dearborn, MI (US)  
(72) Inventors: **Gordon Platto**, Troy, MI (US); **Sean Tant**, Livonia, MI (US); **Joshua Henry**,  
Detroit, MI (US); **Rick Howard**,  
Brighton, MI (US)  
(73) Assignee: **Ford Global Technologies, LLC**,  
Dearborn, MI (US)

D777,617 S 1/2017 Platto et al.  
D778,213 S 2/2017 Platto et al.  
D805,445 S \* 12/2017 Villamizar ..... D12/169  
D807,788 S \* 1/2018 Hatton ..... D12/91  
D814,995 S \* 4/2018 Bucher ..... D12/169  
D817,822 S \* 5/2018 Platto ..... D12/169  
D817,825 S \* 5/2018 Anderson ..... D12/169  
D818,898 S \* 5/2018 Anderson ..... D12/169  
D818,899 S \* 5/2018 Waterhouse ..... D12/169  
D818,902 S \* 5/2018 Anderson ..... D12/169  
D819,520 S \* 6/2018 Platto ..... D12/169  
D833,340 S \* 11/2018 Waterhouse ..... D12/169  
D833,341 S \* 11/2018 Anderson ..... D12/169  
D873,732 S \* 1/2020 Gillam ..... D12/169

(\*\*) Term: **15 Years**

\* cited by examiner

(21) Appl. No.: **29/678,016**

*Primary Examiner* — Melody N Brown

(22) Filed: **Jan. 25, 2019**

(74) *Attorney, Agent, or Firm* — Vichit Chea

(51) **LOC (12) Cl.** ..... **12-16**

(52) **U.S. Cl.**  
USPC ..... **D12/169**

(57) **CLAIM**

The ornamental design for a vehicle front bumper, as shown and described.

(58) **Field of Classification Search**  
USPC .... D12/169, 164, 196, 171, 163, 86, 90-92;  
293/102, 113, 115, 117, 120; 296/180.1,  
296/180.2  
CPC ..... B60R 19/02; B60R 19/04; B62D 25/08  
See application file for complete search history.

**DESCRIPTION**

FIG. 1 is a front elevational view of a vehicle front bumper, showing our new design;  
FIG. 2 is a left side elevational view thereof;  
FIG. 3 is a right side elevational view thereof;  
FIG. 4 is a top plan view thereof;  
FIG. 5 is a bottom plan view thereof;  
FIG. 6 is a top, front and left side perspective view thereof;  
and,  
FIG. 7 is a bottom, front and left side perspective view thereof.  
The portions of the vehicle shown throughout the drawing views in a de-emphasized and half-tone form within the broken lines and the broken lines representing the boundary and configuration of what is not being claimed as the design are all for environmental and illustrative purposes only and form no part of the claimed design.

(56) **References Cited**

**U.S. PATENT DOCUMENTS**

D532,727 S 11/2006 Schiavone et al.  
D597,000 S 7/2009 Golden et al.  
D608,703 S \* 1/2010 Iwasaki ..... D12/169  
D609,143 S \* 2/2010 Krugger ..... D12/169  
D610,057 S \* 2/2010 Watanabe ..... D12/169  
D713,305 S \* 9/2014 Sperling ..... D12/169  
D721,621 S \* 1/2015 Platto ..... D12/169  
D741,223 S \* 10/2015 Kim ..... D12/91  
D748,542 S \* 2/2016 Horiuchi ..... D12/169  
D756,275 S \* 5/2016 Ino ..... D12/169  
D759,555 S \* 6/2016 Chung ..... D12/169

**1 Claim, 7 Drawing Sheets**



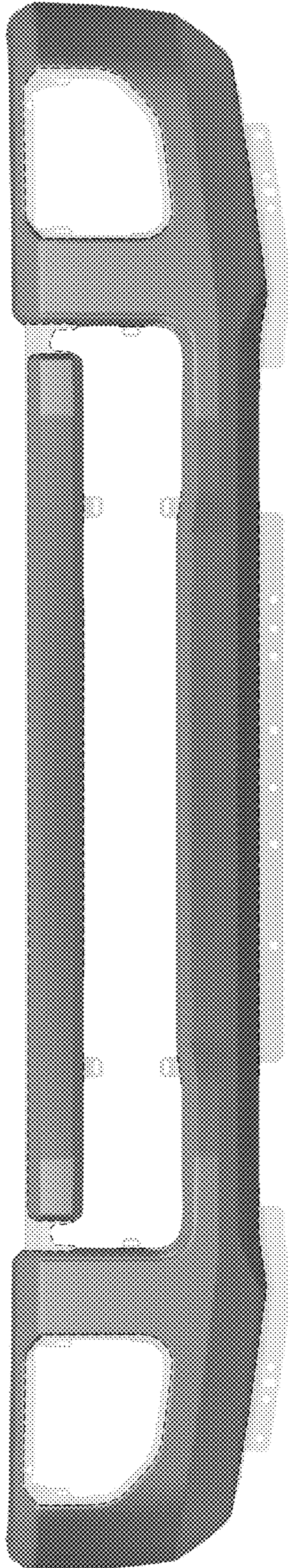


Fig. 1






Fig. 2

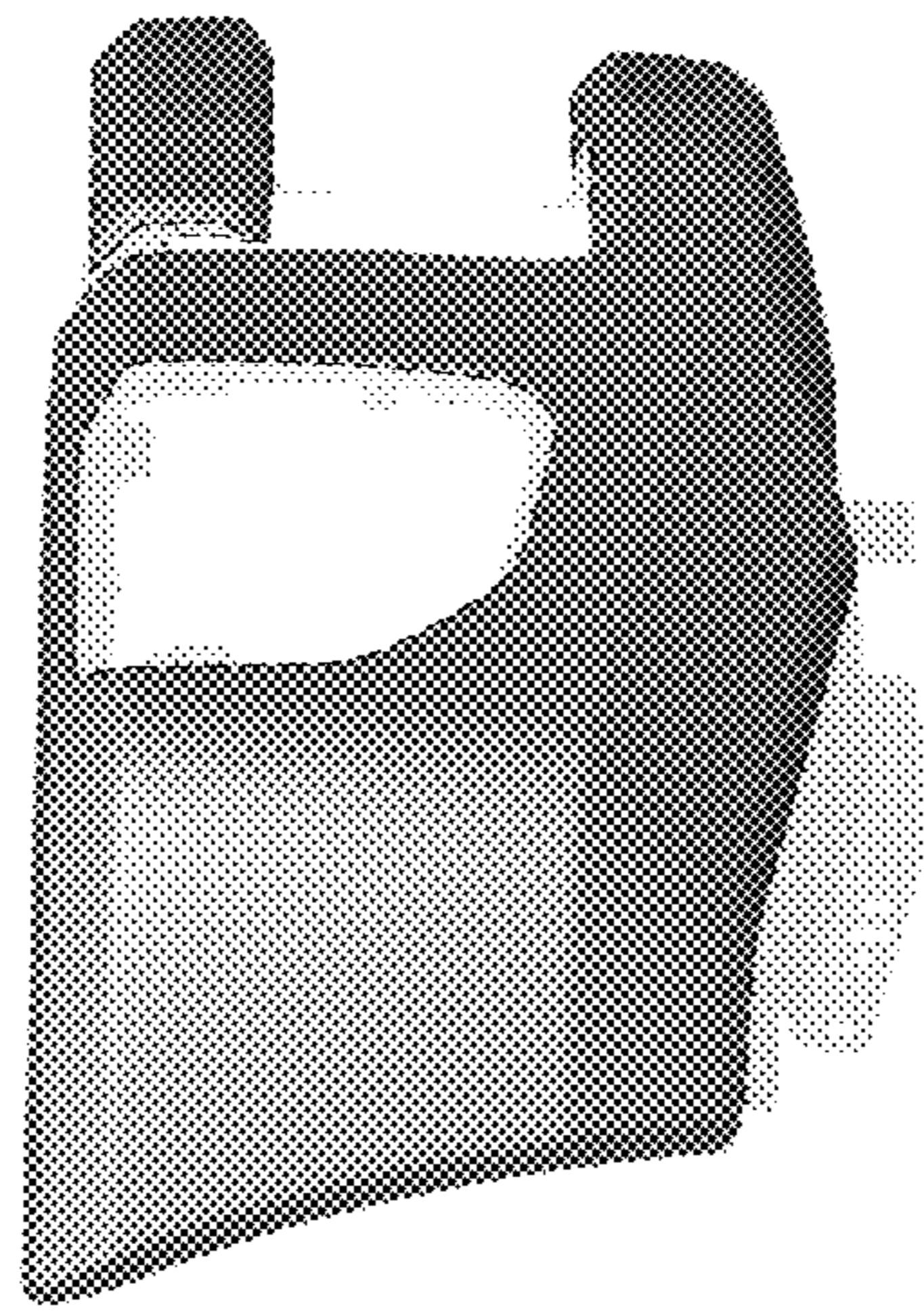


Fig. 3


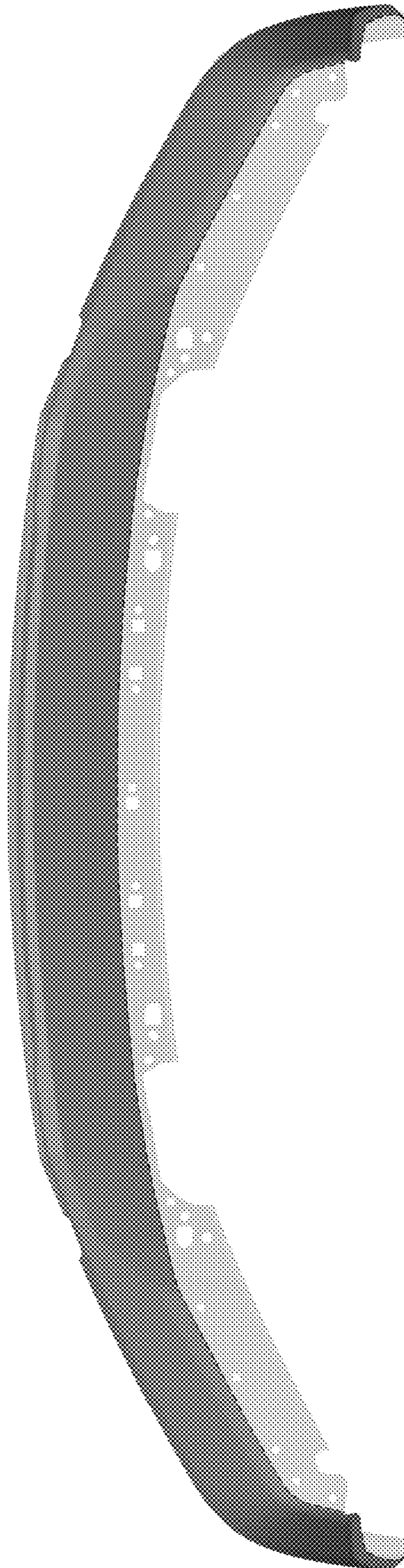


Fig. 4

Fig. 5








Fig. 6

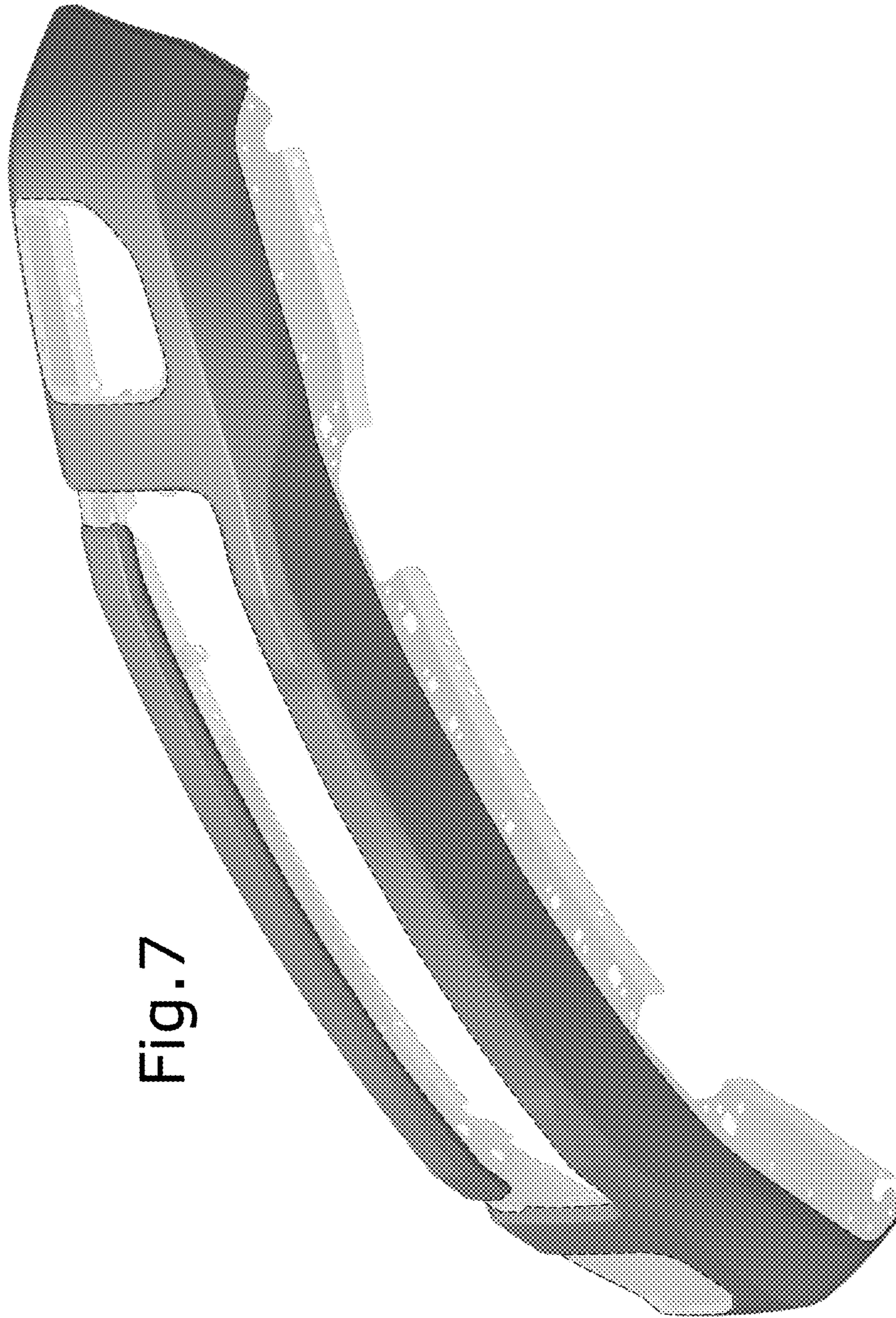


Fig. 7