



US00D883856S

(12) **United States Design Patent** (10) **Patent No.:** **US D883,856 S**
Fildan et al. (45) **Date of Patent:** **** May 12, 2020**

(54) **LINK FOR A STRAP**

(71) Applicants: **Gerhard Fildan**, Vienna (AT); **Karl Wanzenböck**, Teesdorf (AT)

(72) Inventors: **Gerhard Fildan**, Vienna (AT); **Karl Wanzenböck**, Teesdorf (AT)

(73) Assignee: **Dubrosky & Tracy Patent Services Corp.**, Central (HK)

(**) Term: **15 Years**

(21) Appl. No.: **29/652,003**

(22) Filed: **Apr. 5, 2018**

(51) **LOC (12) Cl.** **02-07**

(52) **U.S. Cl.**
USPC **D11/218**

(58) **Field of Classification Search**

USPC D2/624–640, 853, 976; D3/24, 213, 215, D3/216, 230, 222; D8/14, 16, 19, 331, D8/343, 349, 356, 358, 359, 360, 363, D8/366, 371, 382, 394, 395; D10/32; D11/1–3, 87, 93, 200, 201, 206–210, D11/212–219, 220, 230–237; D29/100–101.5, 122, 129; D30/139, 152, D30/153

CPC A44B 11/00; A44B 11/02; A44B 11/04; A44B 11/05; A44B 11/06; A44B 11/10; A44B 11/14; A44B 11/18; A44B 11/22; A44B 11/26; A44B 11/125; A44B 11/233; A44B 11/001; A44B 11/005; A44B 11/006; A44B 11/2503; A44B 11/2507; A44B 11/2526; A44B 11/2553; A44B 11/2592; A44B 11/2519; A44B 11/2452; A41F 1/008; A41F 9/002; A41F 9/007; A41F 15/002; B60R 22/30; B60R 22/32; B60R 22/002; B60R 2022/1806; B60R 2022/1812; B60R 2022/281; B65D 63/16; A62B 35/00

See application file for complete search history.

(56) **References Cited**

U.S. PATENT DOCUMENTS

1,687,370 A * 10/1928 La Vigne A41F 3/04
24/265 AL
1,751,925 A * 3/1930 Kelley A44B 11/04
24/196
1,991,633 A * 2/1935 Serpico A47D 15/006
297/468
6,056,625 A 5/2000 Fildan
(Continued)

Primary Examiner — Jeffrey D Asch

Assistant Examiner — Tracey J Bell

(74) *Attorney, Agent, or Firm* — Kintner IP, LLC; Mary Frances Ludwig

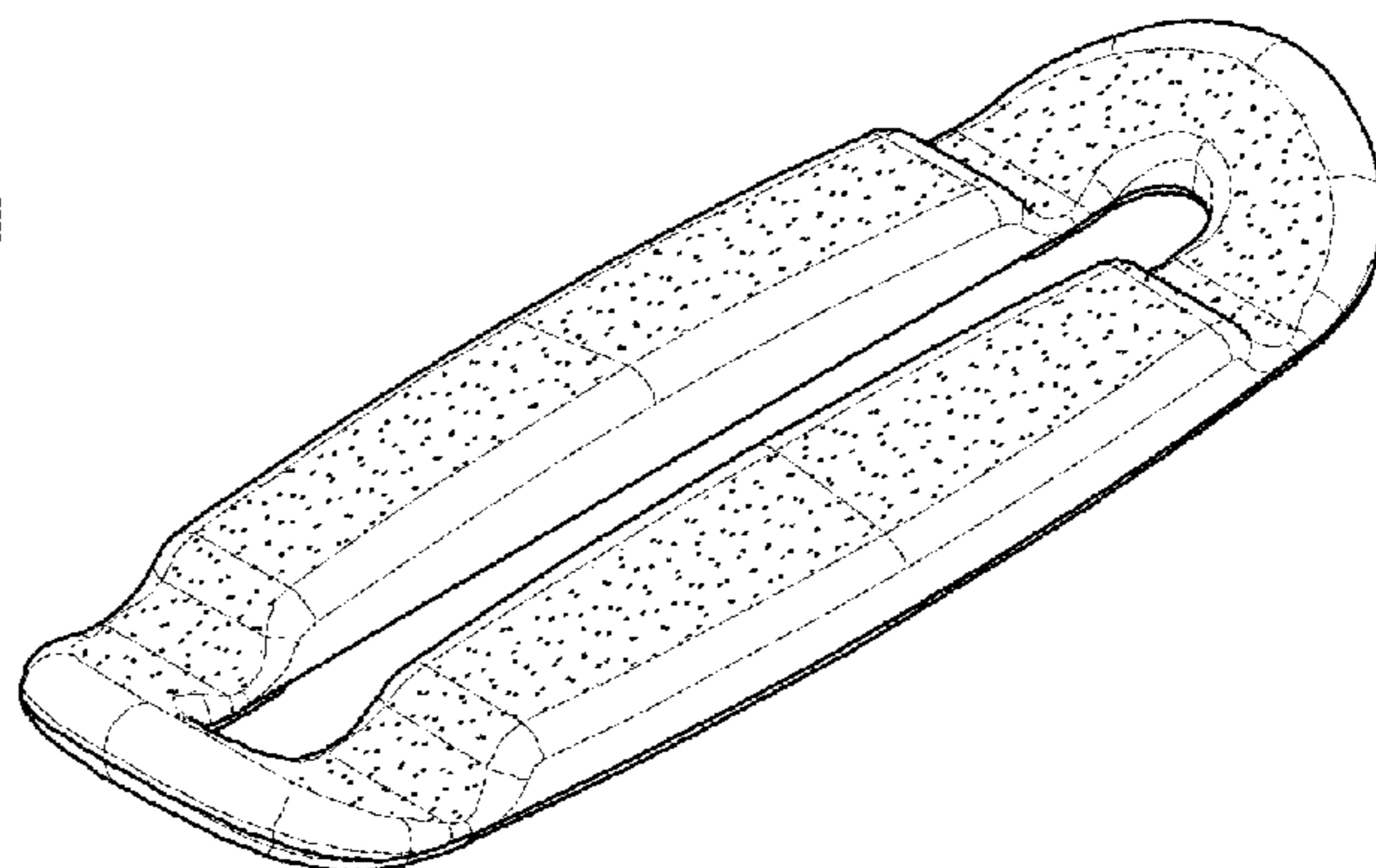
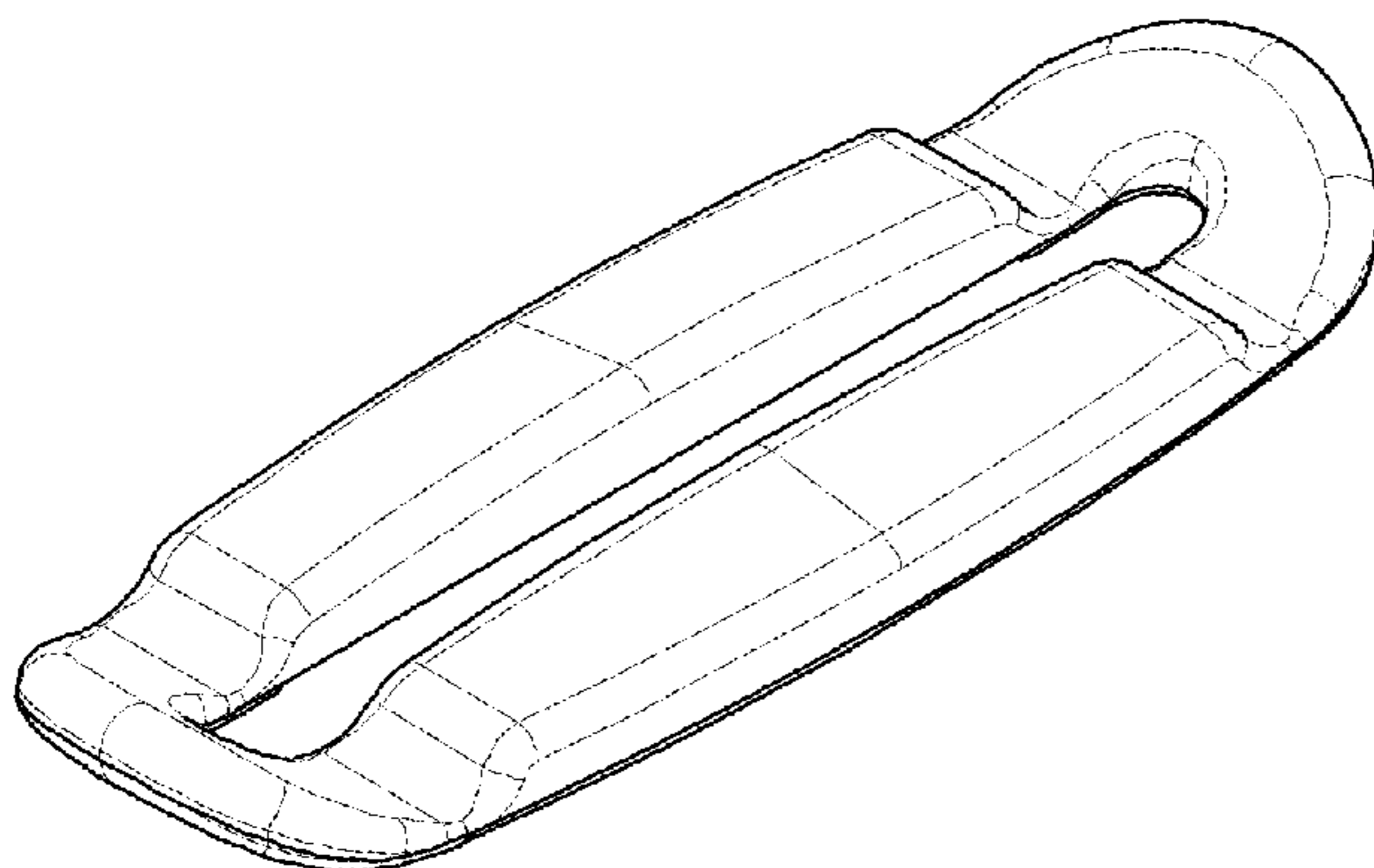
(57) **CLAIM**

The ornamental design for a link for a strap, as shown and described.

DESCRIPTION

FIG. 1 is a front perspective view of a link for a strap showing our new design;
 FIG. 2 is a front elevation view thereof;
 FIG. 3 is a top plan view thereof;
 FIG. 4 is a bottom plan view thereof;
 FIG. 5 is a left side elevation view thereof;
 FIG. 6 is a right side elevation view thereof;
 FIG. 7 is a front perspective view of another embodiment of the link for a strap;
 FIG. 8 is a front elevation view thereof;
 FIG. 9 is a top plan view thereof;
 FIG. 10 is a bottom plan view thereof;
 FIG. 11 is a left side elevation view thereof; and,
 FIG. 12 is a right side elevation view thereof.
 In FIGS. 7-12, the areas of stippling represent regions having a textured surface, while the rest of the surfaces are smooth.

1 Claim, 2 Drawing Sheets



(56)

References Cited

U.S. PATENT DOCUMENTS

6,056,626	A *	5/2000	Fildan	A41F 15/002 2/336
7,107,656	B2	9/2006	Chu	
D611,710	S *	3/2010	Paik	D3/318
D667,754	S *	9/2012	Takahashi	D11/218
D712,306	S *	9/2014	Fildan	D11/218
9,115,826	B2	8/2015	Wu et al.	
9,521,881	B2	12/2016	Bachtold	
10,046,963	B2	8/2018	Smith	
10,188,177	B2	1/2019	Prugue	
2004/0226147	A1 *	11/2004	Fildan	A41F 15/002 24/302
2005/0276664	A1 *	12/2005	Semeia	A44B 11/04 405/186
2010/0170065	A1	7/2010	Paik	
2015/0196099	A1 *	7/2015	Strum	A44B 11/006 24/200
2015/0272280	A1 *	10/2015	Muller	A44B 11/04 24/68 E
2015/0374065	A1 *	12/2015	DiFrancisco	A43B 11/00 36/105
2018/0055153	A1	3/2018	Ressler	
2018/0310653	A1	11/2018	Martinez	
2018/0317612	A1	11/2018	Koreishi	
2018/0353189	A1 *	12/2018	Goolsby	A44B 11/18
2019/0125034	A1	5/2019	Fildan et al.	

* cited by examiner

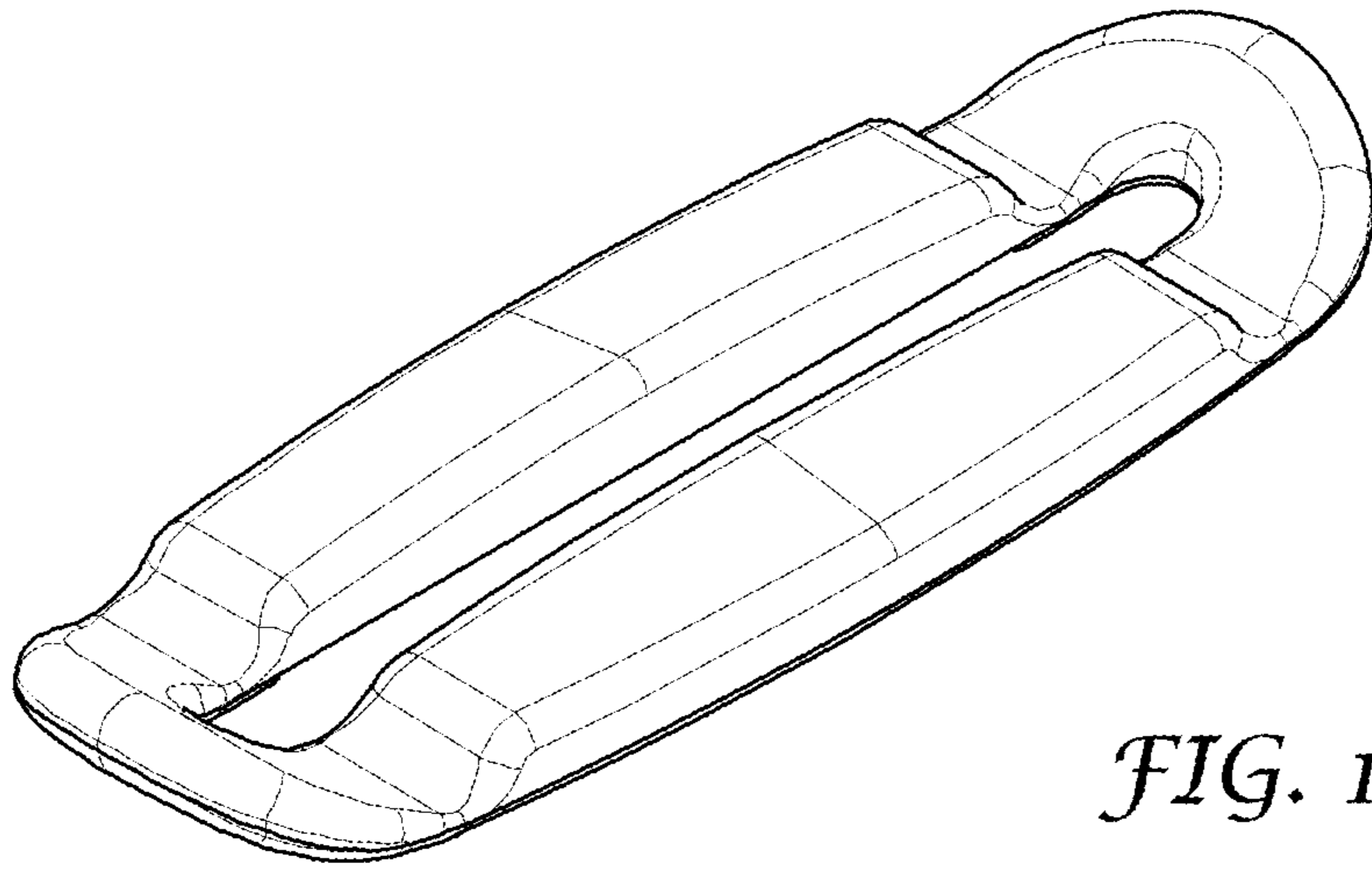


FIG. 1

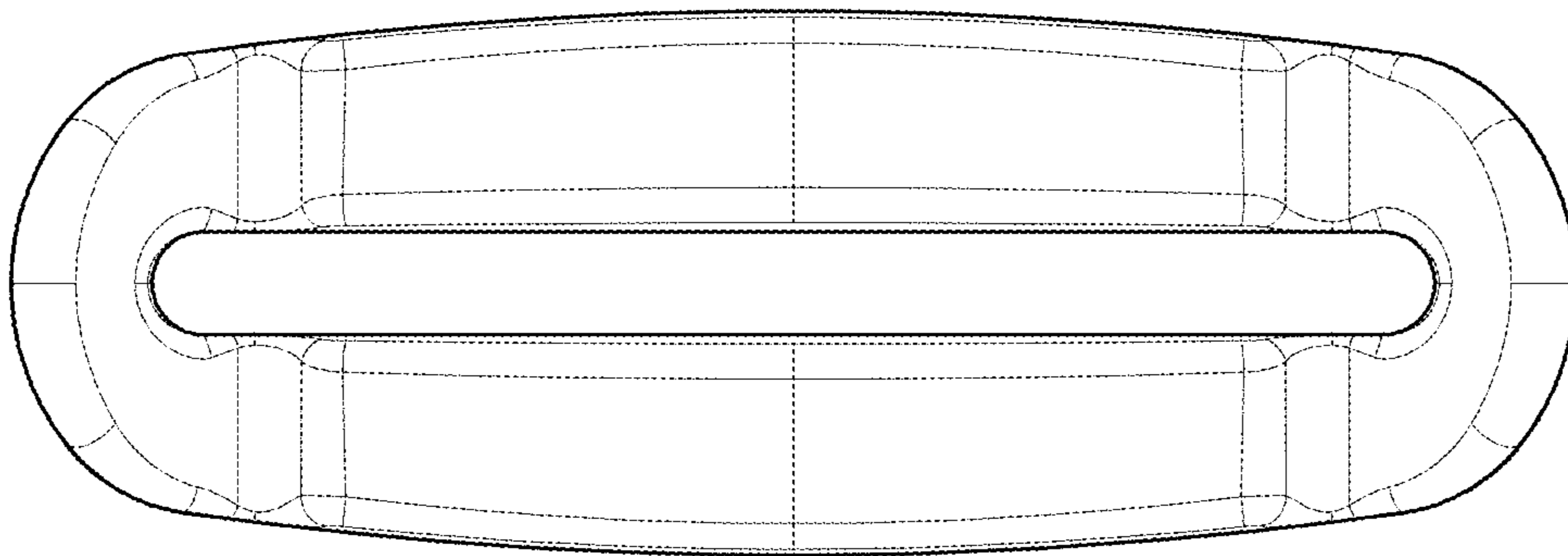


FIG. 2

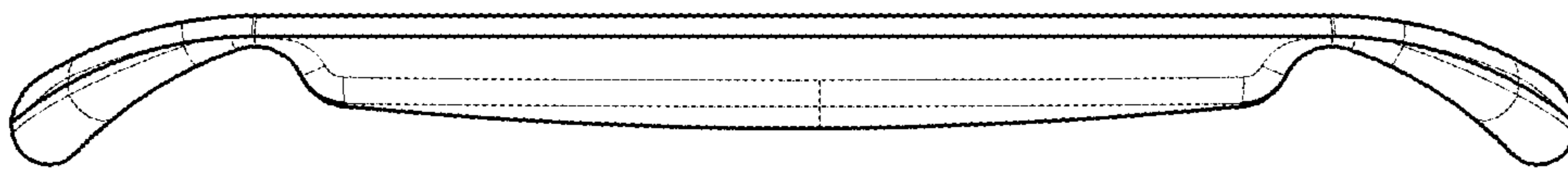


FIG. 3

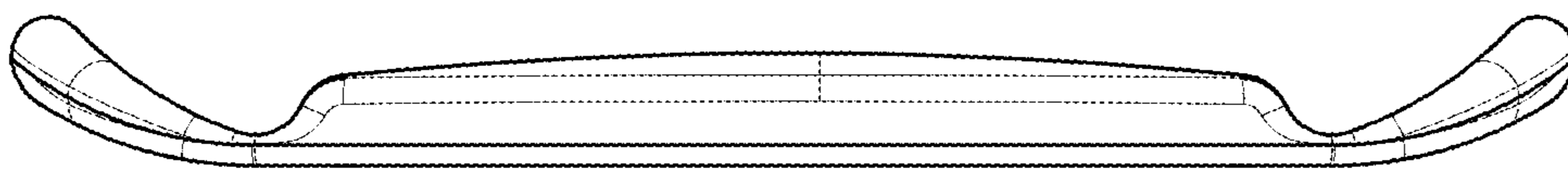


FIG. 4

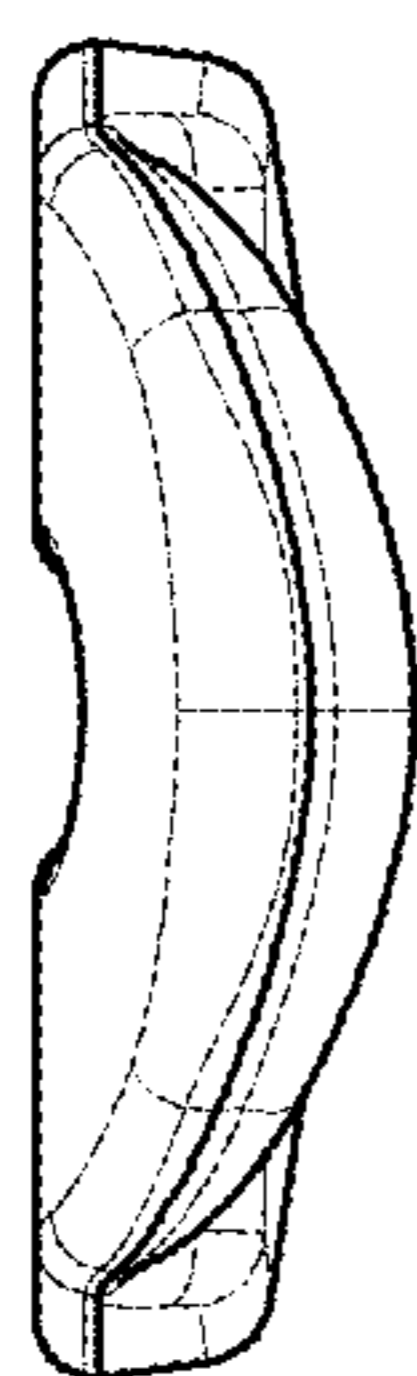


FIG. 5

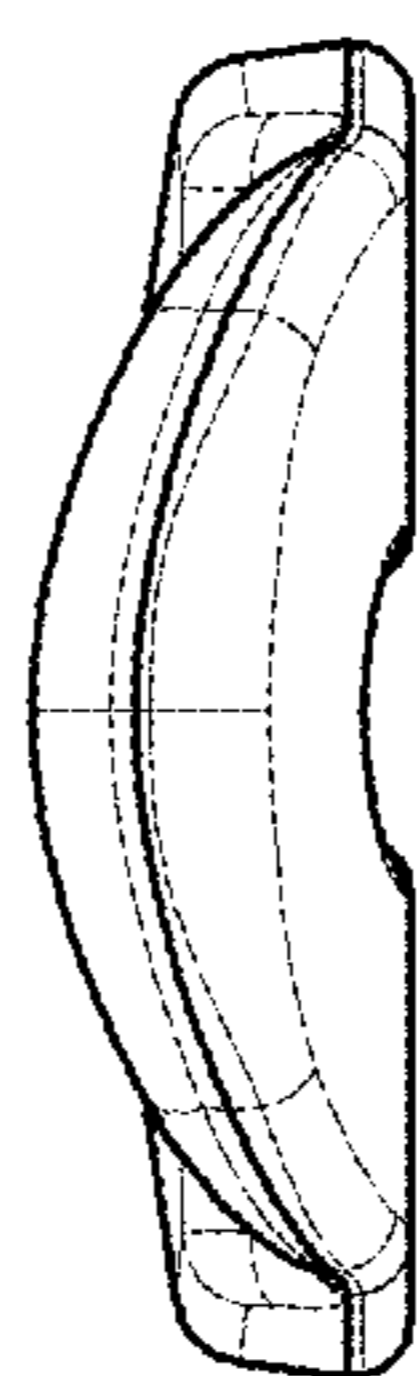


FIG. 6

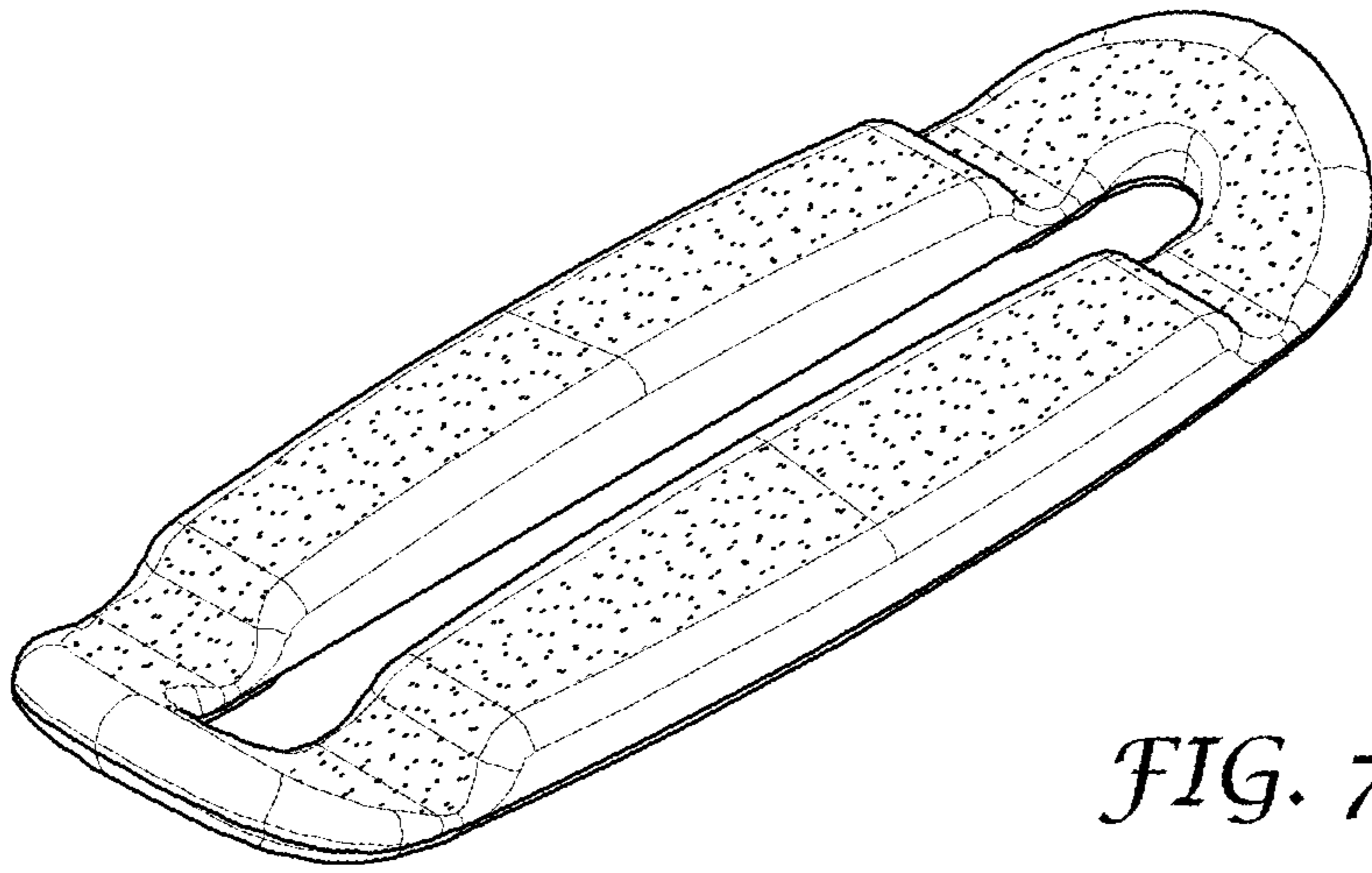


FIG. 7

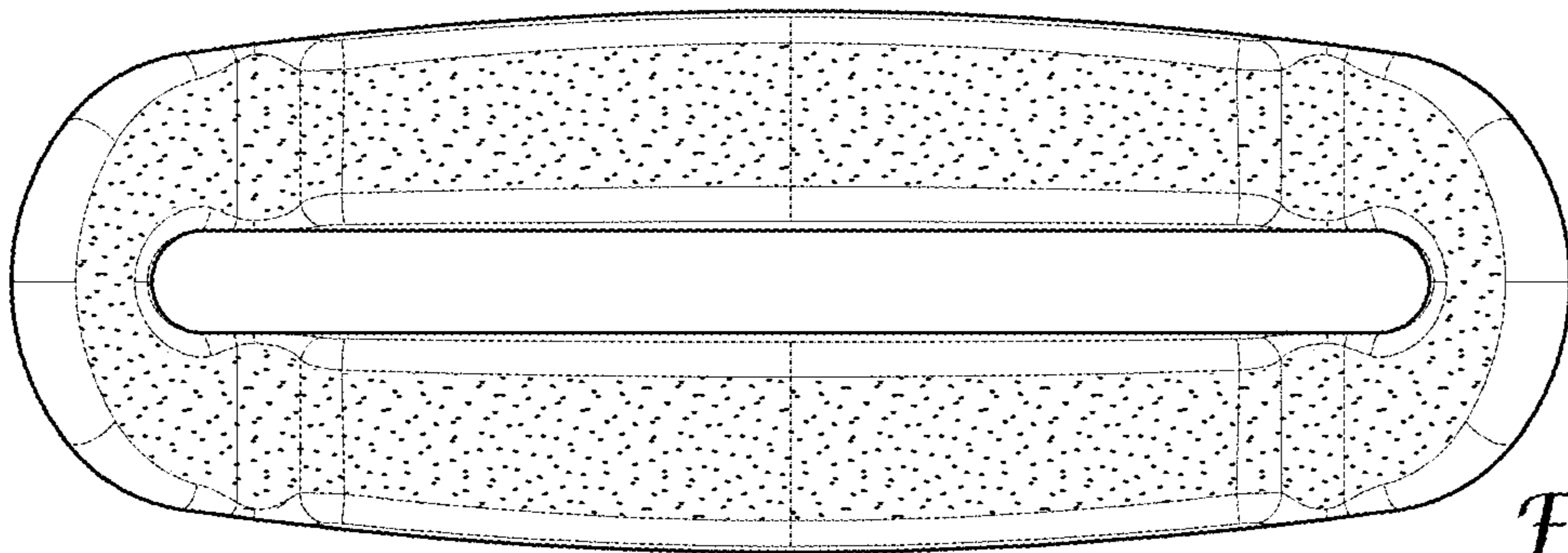


FIG. 8

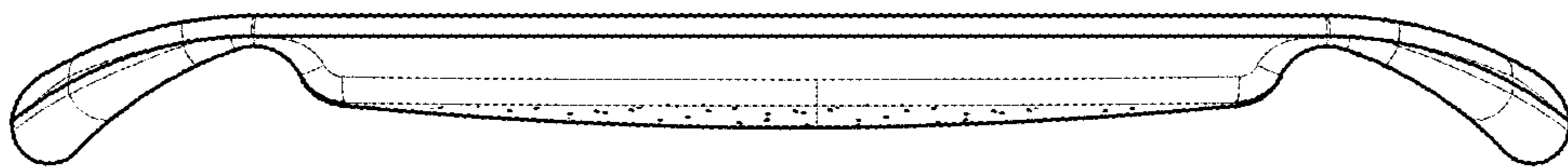


FIG. 9

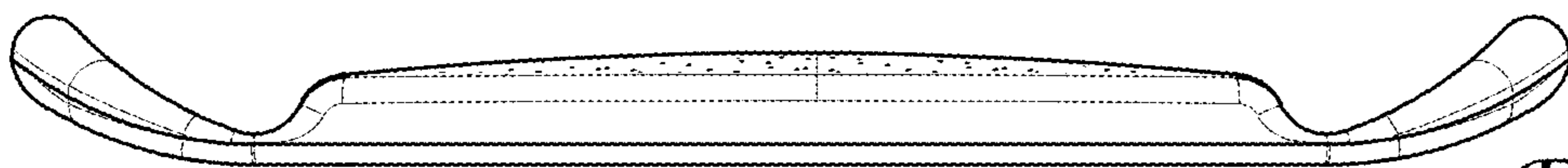


FIG. 10

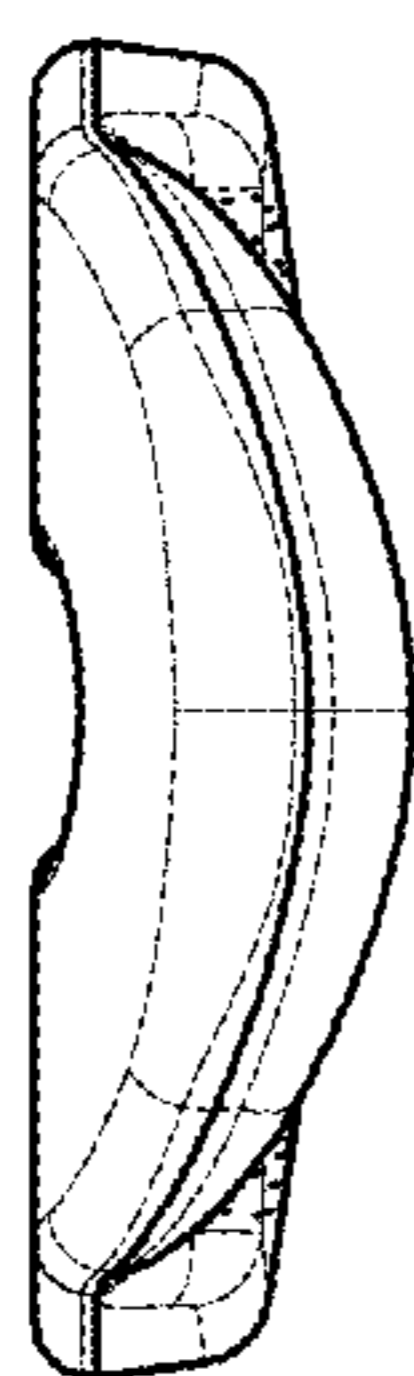


FIG. 11

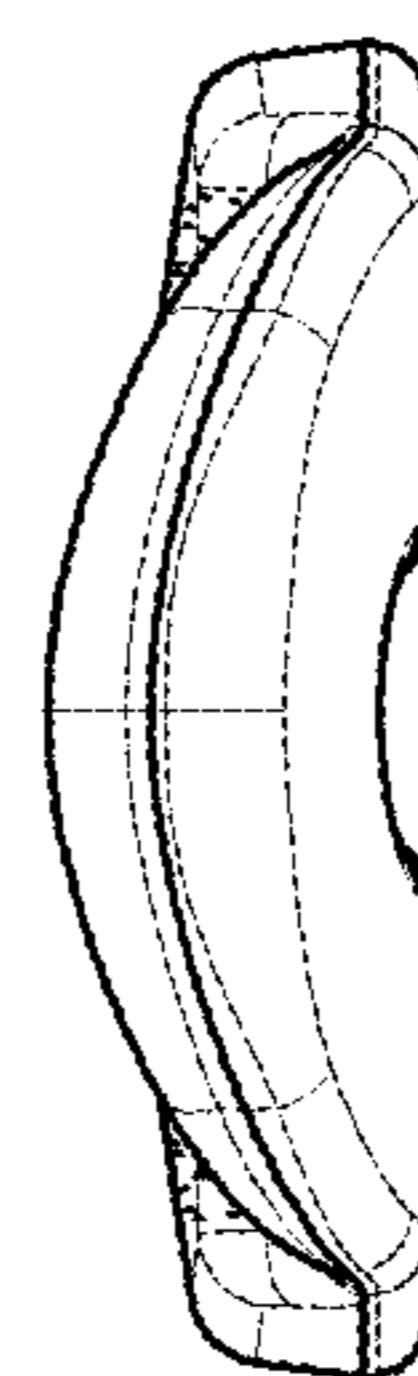


FIG. 12