



US00D883853S

(12) **United States Design Patent**
Clarkin

(10) **Patent No.:** **US D883,853 S**

(45) **Date of Patent:** **** May 12, 2020**

(54) **FLAG POLE**

(71) Applicant: **Michael J. Clarkin**, Keansburg, NJ
(US)

(72) Inventor: **Michael J. Clarkin**, Keansburg, NJ
(US)

(**) Term: **15 Years**

(21) Appl. No.: **29/648,200**

(22) Filed: **May 18, 2018**

(51) **LOC (12) Cl.** **11-05**

(52) **U.S. Cl.**
USPC **D11/181**

(58) **Field of Classification Search**
USPC D11/165, 166, 180, 181, 182, 183, 143,
D11/152, 154; D8/373, 376, 380, 391;
D20/16, 17, 28, 41-43; D21/840;
D22/103, 142; D24/228; D7/509, 523,
D7/529
CPC G09F 17/00; G09F 2017/00; G09F
2017/0066; G09F 2017/0075; G09F
2017/005; G09F 2017/0008

See application file for complete search history.

(56) **References Cited**

U.S. PATENT DOCUMENTS

- 1,672,134 A * 6/1928 Pitt B60R 13/00
116/175
- 1,878,447 A * 9/1932 Sutphen E04H 12/32
116/173
- 2,939,237 A * 6/1960 Stein G09F 1/10
40/311
- 3,587,520 A * 6/1971 Miller E04H 12/32
116/173
- D257,245 S * 10/1980 Neal D11/181
- 4,662,305 A * 5/1987 Cline G09F 7/20
116/173

- D327,454 S * 6/1992 Garbarino D11/165
- D346,197 S * 4/1994 Onishi D22/142
- D349,748 S * 8/1994 Lucero D22/139
- 5,335,621 A * 8/1994 Willis G09F 17/00
116/173
- D351,012 S * 9/1994 Burghoff D22/142
- 5,343,825 A * 9/1994 Gazecimeon G08B 5/006
116/173
- 5,517,786 A * 5/1996 Peissig A01K 87/085
43/18.1 R
- D380,806 S * 7/1997 Ostrander A01K 87/085
D22/139
- 5,975,009 A * 11/1999 Nihra G09F 17/00
116/173
- 6,003,826 A * 12/1999 Galloway F16M 13/02
248/519
- D428,361 S * 7/2000 Jones D11/181

(Continued)

Primary Examiner — Karen S Acker

(74) *Attorney, Agent, or Firm* — Gearhart Law LLC

(57) **CLAIM**

The ornamental design for a flag pole, as shown and described.

DESCRIPTION

FIG. 1 is a perspective view of the flag pole.
 FIG. 2 is a front view thereof.
 FIG. 3 is a back view thereof.
 FIG. 4 is a right side view thereof.
 FIG. 5 is a left side view thereof.
 FIG. 6 is a top view of thereof.
 FIG. 7 is a bottom view of thereof.
 FIG. 8 is a side view of the flagpole of FIG. 1 shown in position of use; and,
 FIG. 9 is a side view of the flagpole of FIG. 1 rotated in a second position of use.
 The dashed lines shown in the drawings are used to illustrate the environment and form no part of the claimed design.

1 Claim, 5 Drawing Sheets



(56)

References Cited

U.S. PATENT DOCUMENTS

D432,945	S *	10/2000	Icenhour	B63C 11/26 D11/166
D454,863	S *	3/2002	Hudgeons	G09F 17/00 D14/232
D487,566	S *	3/2004	Oliveras	A01K 97/10 D10/109.1
D499,666	S *	12/2004	Ciaccia	G09F 17/00 D11/181
D554,629	S *	11/2007	Thorpe	D14/232
D575,279	S *	8/2008	Sifferman	D14/232
7,426,899	B1 *	9/2008	Heva	G09F 17/00 116/173
D594,777	S *	6/2009	Oakley	G08B 5/006 D11/182
D645,781	S *	9/2011	Graber	G09F 7/20 D11/181
D827,030	S *	8/2018	Wear	D20/43
2005/0072057	A1 *	4/2005	Ciaccia	E04H 12/32 52/40
2010/0116192	A1 *	5/2010	Avery	G09F 17/00 116/173
2012/0111259	A1 *	5/2012	Swisher	G09F 17/00 116/173
2013/0019794	A1 *	1/2013	Neal	A01K 97/10 116/173
2013/0319315	A1 *	12/2013	Chen	G09F 17/00 116/173
2014/0212067	A1 *	7/2014	Hicks	B63C 11/26 383/4

* cited by examiner

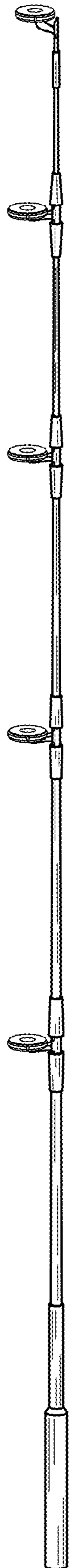


FIG. 1

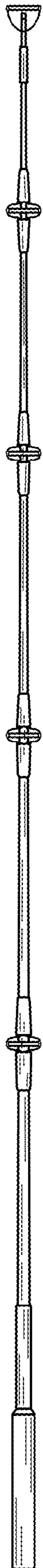


FIG. 2



FIG. 3

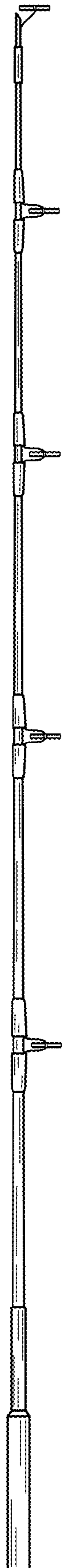


FIG. 4

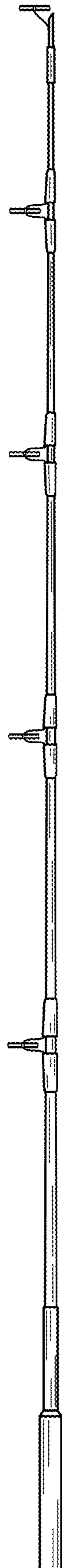


FIG. 5



FIG. 6



FIG. 7

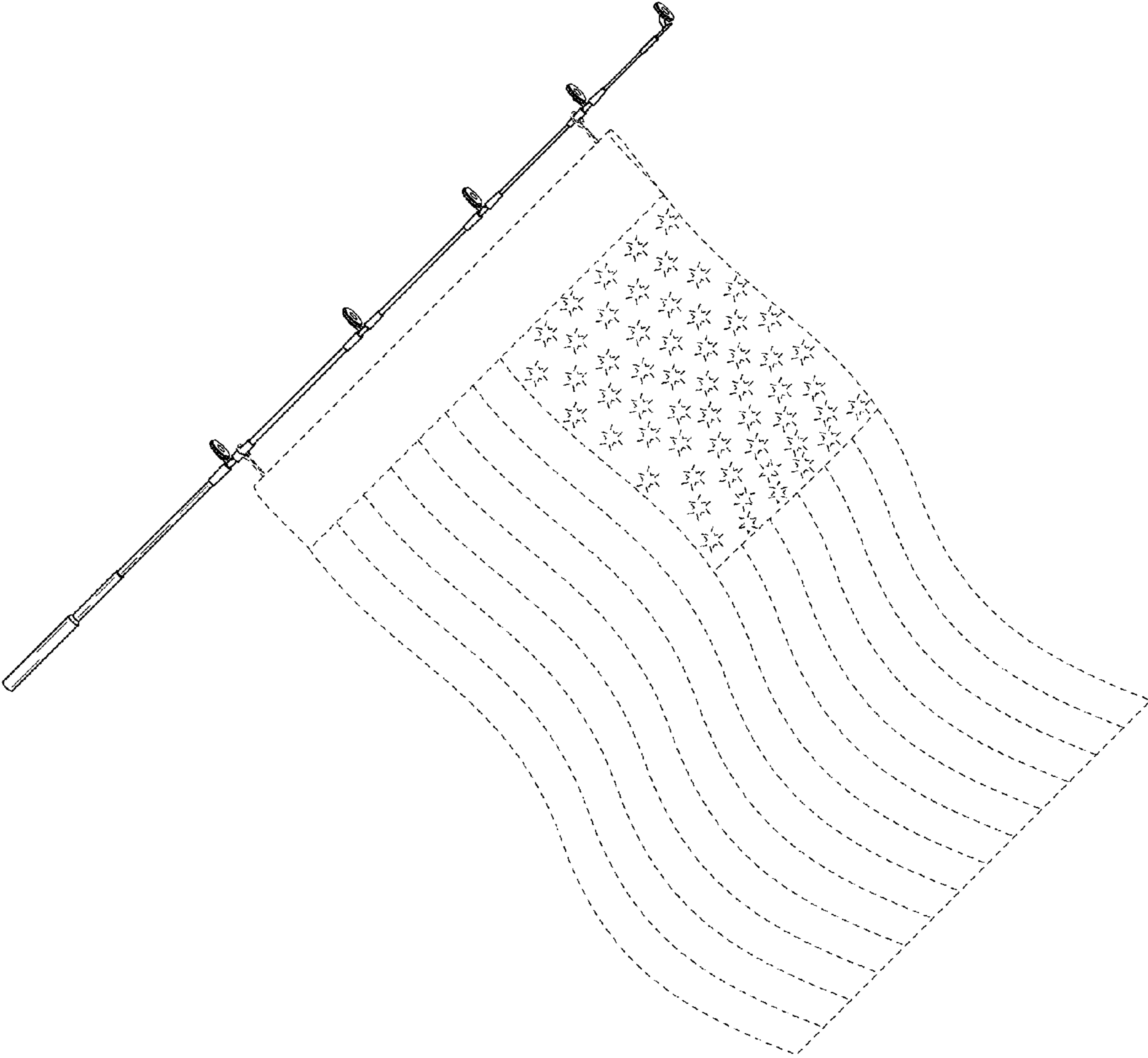


FIG. 8

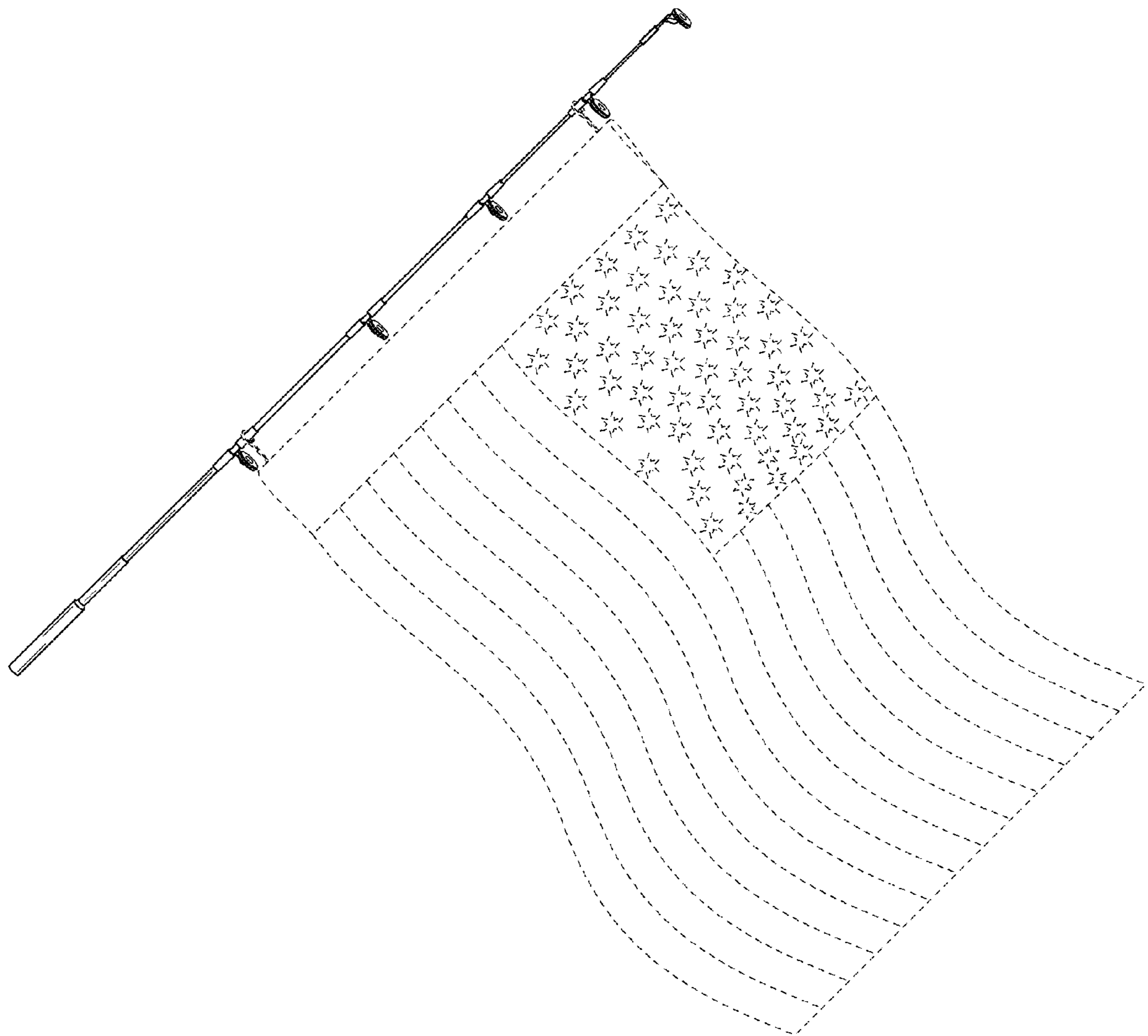


FIG. 9