



US00D883850S

(12) **United States Design Patent**
Matatov

(10) **Patent No.:** **US D883,850 S**

(45) **Date of Patent:** **** May 12, 2020**

- (54) **DIAMOND JEWELRY**
- (71) Applicant: **A.V. Jewelry of NY Ltd.**, New York, NY (US)
- (72) Inventor: **Avi Matatov**, New York, NY (US)
- (73) Assignee: **A.V. JEWELRY OF NY LTD.**, New York, NY (US)
- (**) Term: **15 Years**
- (21) Appl. No.: **29/655,339**
- (22) Filed: **Jul. 2, 2018**

- D409,518 S * 5/1999 Ho D11/40
- D442,880 S * 5/2001 Zimet A44C 17/001
D11/90
- 6,401,489 B1 * 6/2002 Cheng A44C 17/003
D11/89
- 6,405,562 B1 * 6/2002 Zimet A44C 17/001
D11/89
- D463,753 S * 10/2002 Cheng D11/90
- D480,659 S * 10/2003 Pachauer A44C 17/04
D11/91
- D485,205 S * 1/2004 Yuan D11/90
- D485,509 S 1/2004 Shagalov
- D493,381 S * 7/2004 Yuan D11/90
- D507,986 S * 8/2005 Ambar D11/91
- D508,867 S 8/2005 Shum
- D508,868 S 8/2005 Pinto
- D512,935 S * 12/2005 Gershi D11/90
- D526,237 S * 8/2006 Yuan D11/90
- D549,612 S * 8/2007 Kothari A44C 17/046
D11/91
- D553,543 S 10/2007 Kothari
- D577,307 S * 9/2008 Gurfinkel D11/91
- 7,461,452 B1 12/2008 Kothari
- D584,184 S * 1/2009 Dholakiya D11/91

Related U.S. Application Data

- (62) Division of application No. 29/590,404, filed on Jan. 10, 2017, now Pat. No. Des. 824,798.
- (51) **LOC (12) Cl.** **11-01**
- (52) **U.S. Cl.**
USPC **D11/91**
- (58) **Field of Classification Search**
USPC D11/1-3, 16, 26-29, 34, 35, 40-43, 63,
D11/67, 89-92
CPC A44C 17/00; A44C 17/001; A44C 17/005;
A44C 17/02; A44C 17/0208; A44C
17/0216; A44C 17/0233; A44C 17/0258;
A44C 17/0266; A44C 17/0275; A44C
17/0283; A44C 17/0291; A44C 17/04;
A44C 17/043; A44C 17/046; A44C 1/00;
A44C 15/001; A44C 9/00; A44C 7/00
See application file for complete search history.

(56) **References Cited**

U.S. PATENT DOCUMENTS

- D135,780 S * 6/1943 Levy D11/40
- D380,405 S * 7/1997 Obatake D11/89

(Continued)

Primary Examiner — L. Martinez

(74) *Attorney, Agent, or Firm* — Ostrolenk Faber LLP

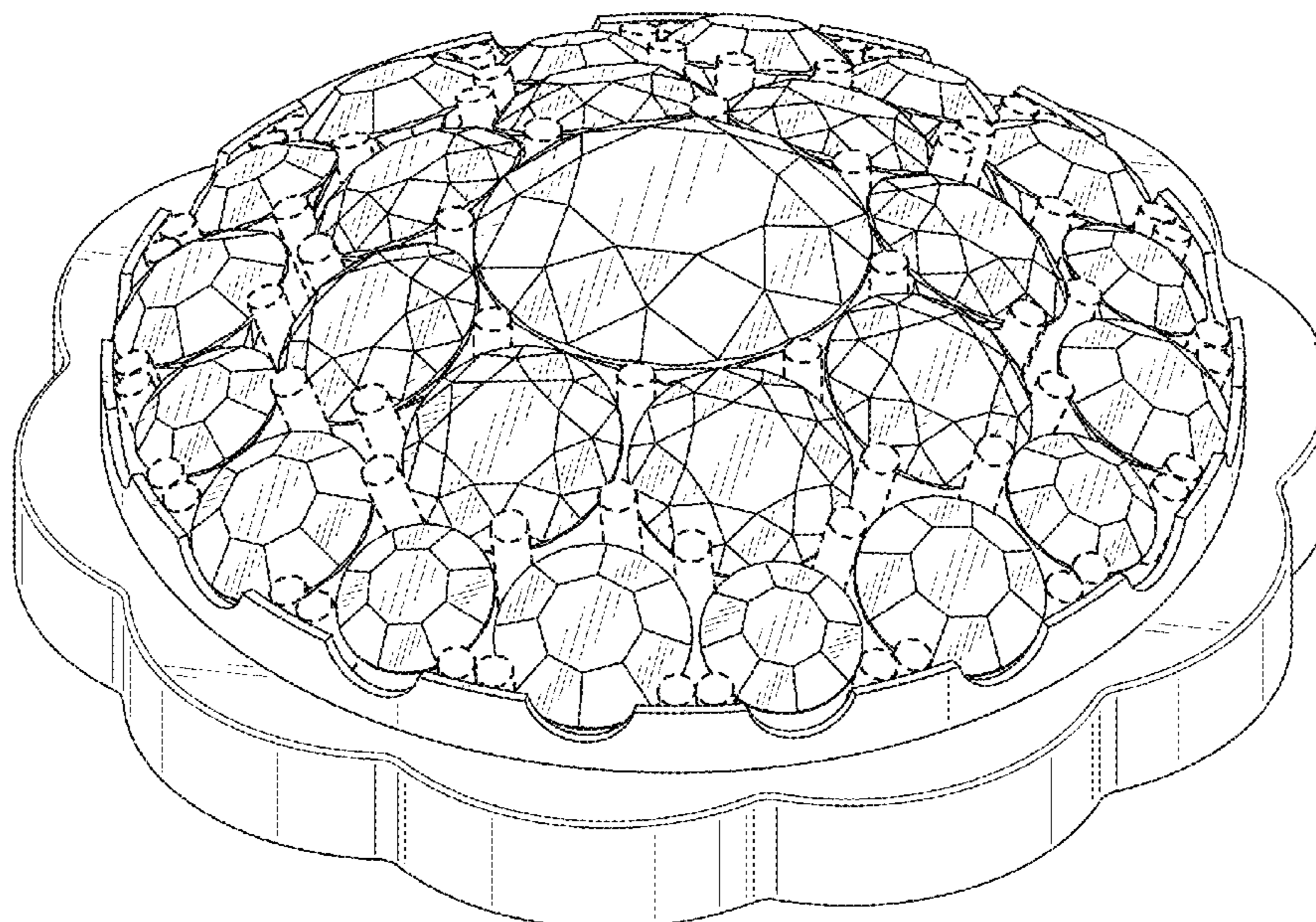
(57) **CLAIM**

The ornamental design for a diamond jewelry, as shown and described.

DESCRIPTION

FIG. 1 is a side view of a diamond jewelry showing my new design;
 FIG. 2 is a top view of the diamond jewelry of FIG. 1; and,
 FIG. 3 is a perspective view of the diamond jewelry of FIG. 1.
 The broken lines in the drawings represent portions of the diamond jewelry that form no part of the claimed design.

1 Claim, 3 Drawing Sheets



US D883,850 S

Page 2

(56)

References Cited

U.S. PATENT DOCUMENTS

7,707,722 B1 *	5/2010	Kothari	A44C 17/04			
					D11/92		
D618,132 S	6/2010	Wong					
D624,845 S *	10/2010	Shah	D11/91			
D632,207 S	2/2011	Gurfinkel					
D641,651 S	7/2011	Kothari					
D642,087 S	7/2011	Kothari					
D643,327 S	8/2011	Kothari					
D643,767 S	8/2011	Kothari					
D648,650 S	11/2011	Roehl					
D649,084 S *	11/2011	Roehl	D11/91			
D650,307 S	12/2011	Roehl					
D650,308 S	12/2011	Roehl					
D654,394 S	2/2012	Kothari					
D657,710 S *	4/2012	Shah	D11/91			
D666,521 S	9/2012	Yakubovich					
D672,269 S *	12/2012	Wong	D11/91			
D677,599 S	3/2013	Dholakiya					
D680,026 S *	4/2013	Wong	D11/91			
D680,896 S	4/2013	Wong					
D680,897 S	4/2013	Li					
D680,898 S	4/2013	Dholakiya					
D684,886 S	6/2013	Wein					
D684,887 S	6/2013	Wein					
D685,287 S	7/2013	Kothari					
8,584,329 B2 *	11/2013	Dhakka	A44C 17/046			
					D11/91		
D697,451 S	1/2014	Dholakiya					
D697,831 S	1/2014	Dholakiya					
D699,146 S	2/2014	Dholakiya					
D699,621 S	2/2014	Kothari					
D703,090 S *	4/2014	Dholakiya	D11/91			
D712,302 S *	9/2014	Dholakiya	D11/91			
D753,016 S	4/2016	Yep					
D776,560 S	1/2017	Doshi					
D791,012 S	7/2017	Krainz					
D818,868 S *	5/2018	Sandberg	D11/91			
D824,798 S *	8/2018	Matatov	D11/91			
D827,485 S *	9/2018	Bonoli	D11/91			
D836,482 S *	12/2018	Bonoli	D11/91			
2005/0188722 A1 *	9/2005	Nevatia	A44C 17/046			
					63/26		
2014/0102140 A1 *	4/2014	Nhaissi	A44C 17/046			
					63/28		
2014/0215781 A1 *	8/2014	Aghjayan	A44C 17/04			
					29/10		
2017/0020245 A1 *	1/2017	Parikh	A44C 17/02			

* cited by examiner

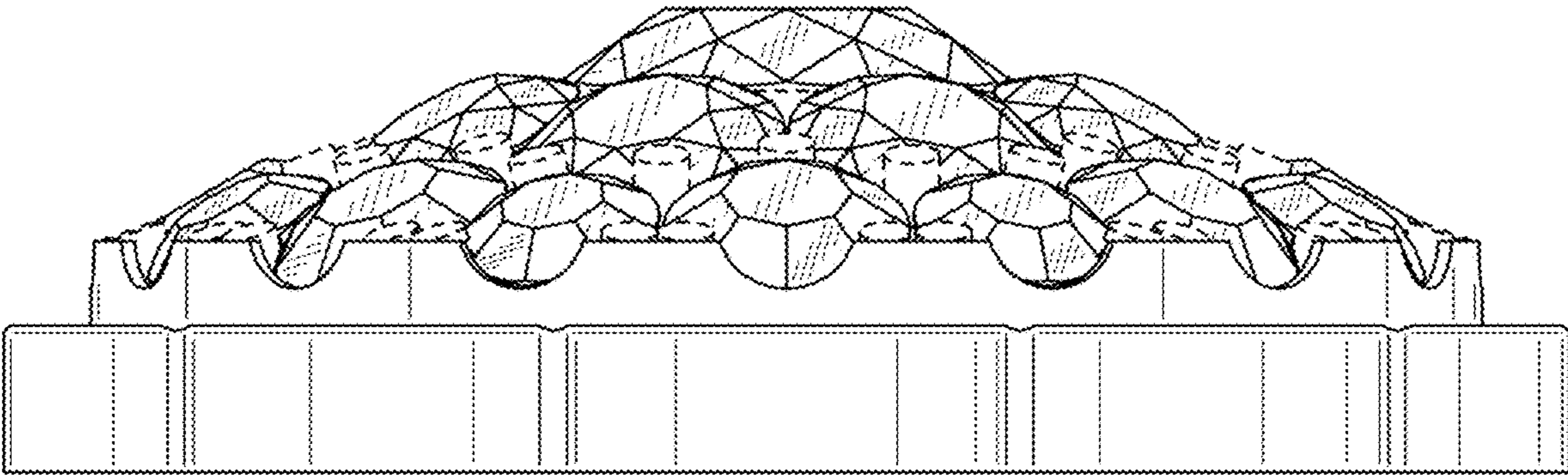


FIG. 1

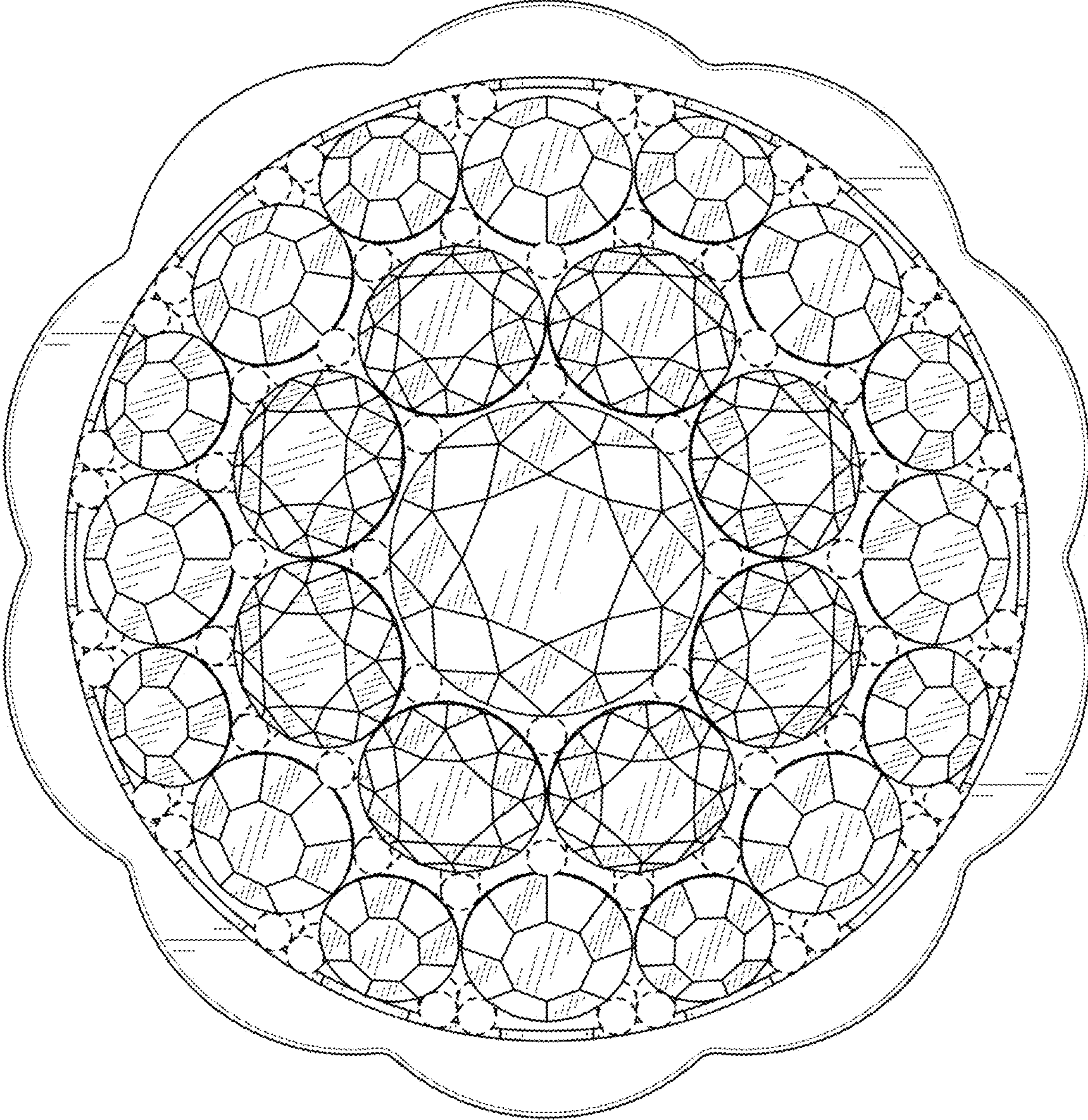


FIG. 2

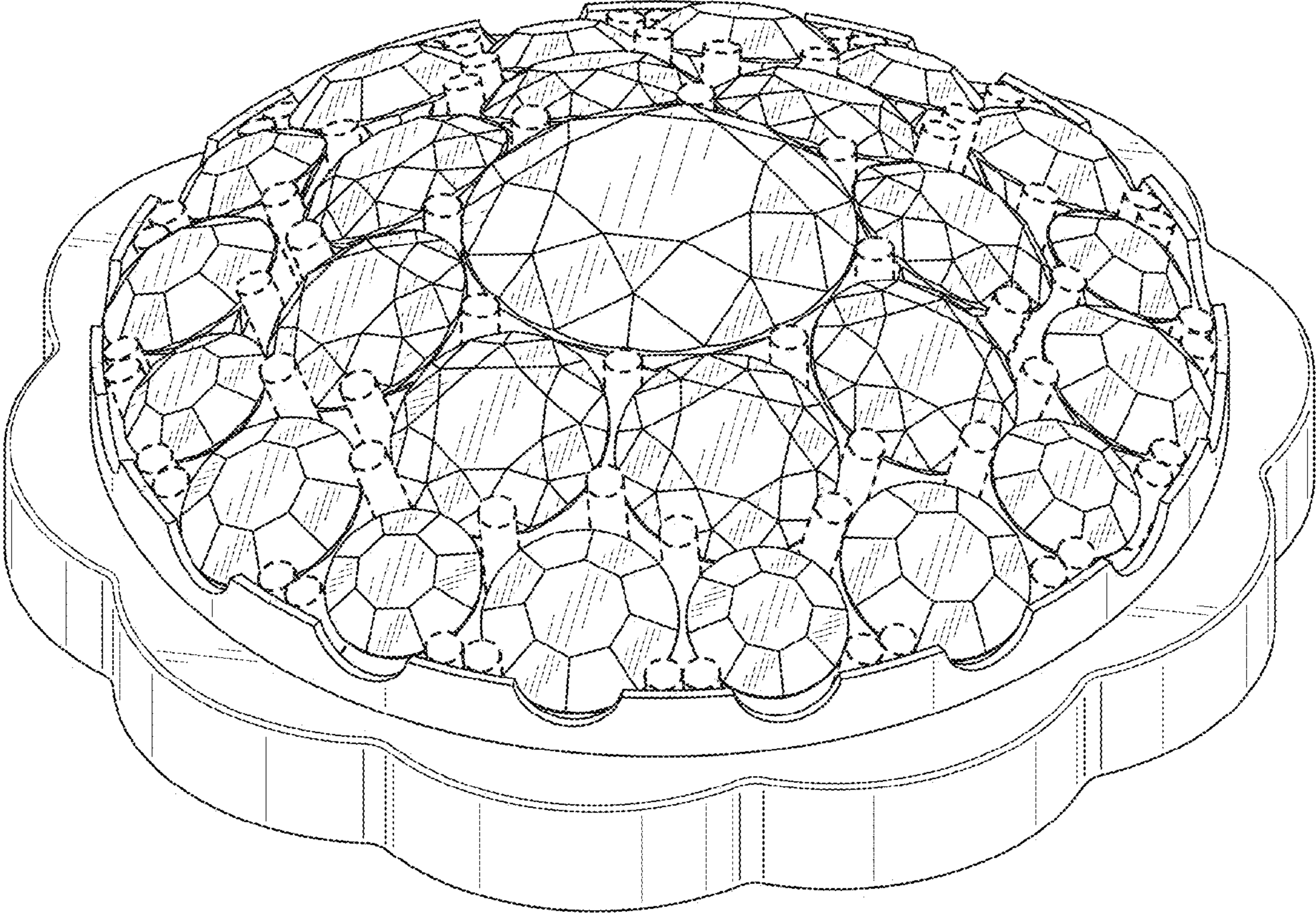


FIG. 3