



US00D883840S

(12) **United States Design Patent**
Schwalter

(10) **Patent No.:** **US D883,840 S**

(45) **Date of Patent:** **** May 12, 2020**

(54) **WATCH BAND**

(71) Applicant: **AFFINITY BRAND PARTNERS LLC**, Troy, MI (US)

(72) Inventor: **David Schwalter**, Troy, MI (US)

(73) Assignee: **AFFINITY BRAND PARTNERS, LLC**, Troy, MI (US)

(**) Term: **15 Years**

(21) Appl. No.: **29/719,359**

(22) Filed: **Jan. 3, 2020**

(51) **LOC (12) Cl.** **11-01**

(52) **U.S. Cl.**
USPC **D11/3**

(58) **Field of Classification Search**
USPC D10/31, 32, 38, 39, 46, 70; D11/1-6,
D11/7-25, 87, 94; D14/344
(Continued)

(56) **References Cited**

U.S. PATENT DOCUMENTS

D285,422 S 9/1986 Grimes
D349,257 S 8/1994 Polenberg
(Continued)

OTHER PUBLICATIONS

affinitybands.com collections/20-mm-watch-bands—(availalbe online Oct. 26, 2019) Retrieved from the internet Feb. 24, 2020 from URL: https://tineye.com/search/153a38467634d0894b872ab3e97de038a2e05261?page=1.*

(Continued)

Primary Examiner — Kevin K Rudzinski

Assistant Examiner — Richard Kearney

(74) *Attorney, Agent, or Firm* — Carlson, Gaskey & Olds, P.C.

(57) **CLAIM**

I claim the ornamental design of a watch band, as shown and described.

DESCRIPTION

FIG. 1 is a perspective view of a first embodiment of a watch band.

FIG. 2 is a top view of the watch band of FIG. 1.

FIG. 3 is a bottom view of the watch band of FIG. 1.

FIG. 4 is a side view of the watch band of FIG. 1 taken from a first side.

FIG. 5 is a side view of the watch band of FIG. 1 taken from a second side that is opposite the first side.

FIG. 6 is an end view of a first half of the watch band of FIG. 1 taken from a first end that mounts to a watch.

FIG. 7 is an end view of the first half of the watch band of FIG. 1 taken from a second end that is opposite the first end and does not mount to a watch.

FIG. 8 is an end view of a second half of the watch band of FIG. 1 taken from a first end that mounts to a watch.

FIG. 9 is an end view of the second half of the watch band of FIG. 1 taken from a second end that is opposite the first end and does not mount to a watch.

FIG. 10 is a perspective top view of the watch band of FIG. 1.

FIG. 11 is a perspective bottom view of the watch band of FIG. 1.

FIG. 12 is a perspective view of a second embodiment of a watch band.

FIG. 13 is a top view of the watch band of FIG. 12.

FIG. 14 is a bottom view of the watch band of FIG. 12.

FIG. 15 is a side view of the watch band of FIG. 12 taken from a first side.

FIG. 16 is a side view of the watch band of FIG. 12 taken from a second side that is opposite the first side.

FIG. 17 is an end view of a first half of the watch band of FIG. 12 taken from a first end that mounts to a watch.

FIG. 18 is an end view of the first half of the watch band of FIG. 12 taken from a second end that is opposite the first end and does not mount to a watch.

FIG. 19 is an end view of a second half of the watch band of FIG. 12 taken from a first end that mounts to a watch.

(Continued)

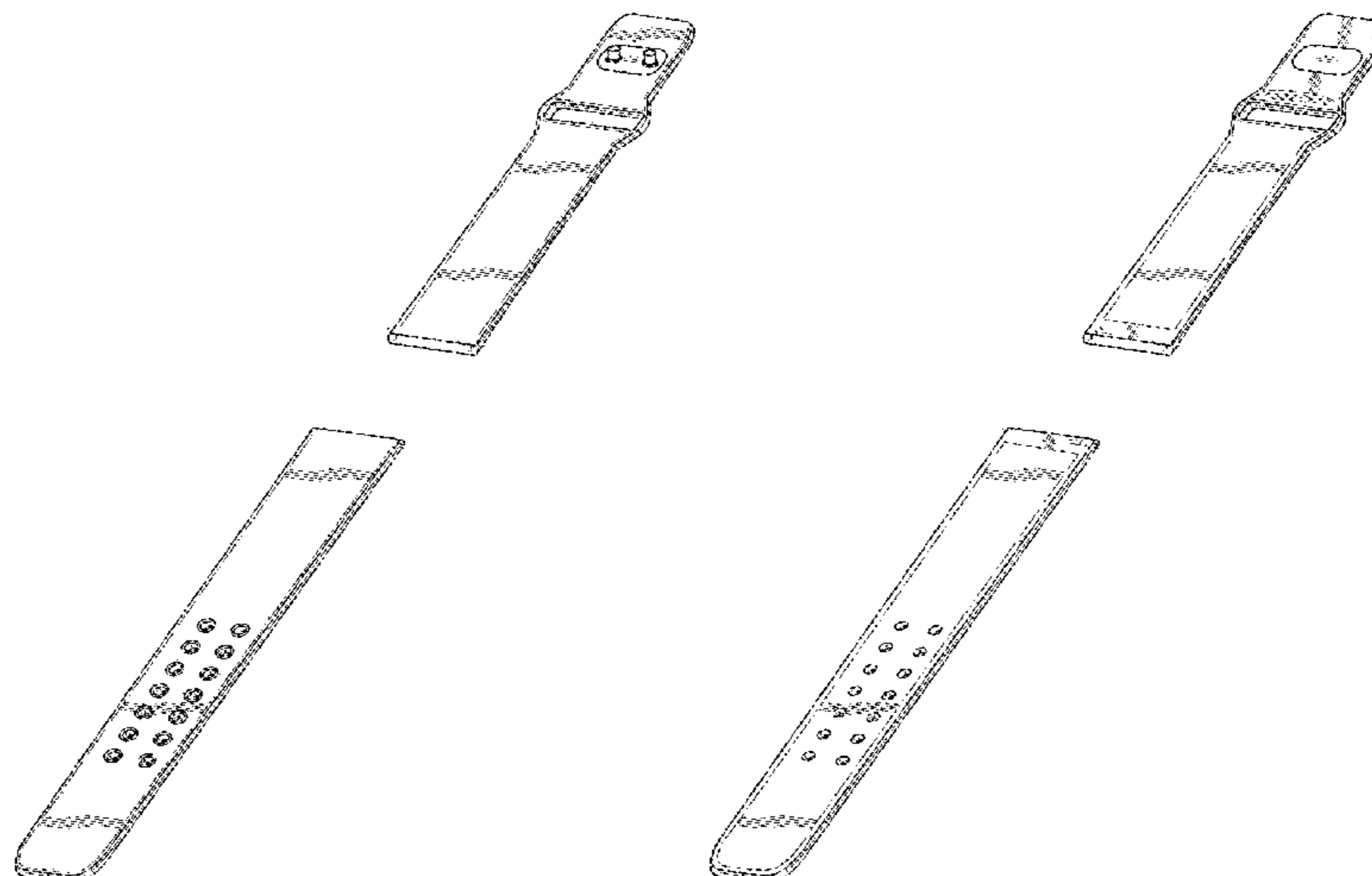


FIG. 20 is an end view of the second half of the watch band of FIG. 12 taken from a second end that is opposite the first end and does not mount to a watch.

FIG. 21 is a perspective top view of the watch band of FIG. 12; and,

FIG. 22 is a perspective bottom view of the watch band of FIG. 12.

The broken lines showing a watch face in FIGS. 1 and 12 illustrate environmental structure and the broken lines shown in the remaining Figures illustrate portions of the watch band. All broken lines form no part of the claimed design. The shade lines in the Figures show contour or the flatness of a surface, and not surface ornamentation.

1 Claim, 12 Drawing Sheets

(58) **Field of Classification Search**

CPC A44C 5/00; A44C 5/0007; A44C 5/0053;
A44C 5/0061; A44C 5/02; A44C 5/022;
A44C 5/025; A44C 5/027; A44C 5/08;
A44C 5/14; A44C 5/16; A44C 5/18

See application file for complete search history.

(56) **References Cited**

U.S. PATENT DOCUMENTS

D386,980 S	12/1997	Houlihan
D387,692 S	12/1997	Hanagata
D407,990 S	4/1999	Akagi
D408,314 S	4/1999	Kojima et al.
D409,940 S	5/1999	Spandrio et al.
D410,406 S	6/1999	Iwamoto et al.
D497,827 S	11/2004	Yamamoto
D724,469 S	3/2015	Akana et al.
D727,197 S	4/2015	Akana et al.
D727,199 S	4/2015	Akana et al.
D738,748 S	9/2015	Bibl et al.
D738,749 S	9/2015	Bibl et al.
D747,997 S	1/2016	Akana et al.
D750,524 S	3/2016	Akana et al.

D750,525 S	3/2016	Akana et al.	
D755,662 S	5/2016	Akana et al.	
D756,822 S *	5/2016	Akana	D10/103
D756,832 S	5/2016	Riddiford et al.	
D767,435 S *	9/2016	Lee	D11/3
D767,436 S *	9/2016	Goodner	D11/3
D768,028 S *	10/2016	Ling	D11/87
D779,356 S	2/2017	Thumm	
D779,993 S	2/2017	Akana et al.	
9,581,972 B1 *	2/2017	Arrow	H02J 7/0044
D793,269 S	8/2017	Magniez et al.	
D793,270 S	8/2017	Riddiford et al.	
D795,120 S	8/2017	Bayley et al.	
D802,465 S	11/2017	Dukerschein et al.	
D802,467 S	11/2017	Novak	
D821,246 S *	6/2018	Akana	D11/3
D824,273 S *	7/2018	Akana	D11/3
D828,189 S *	9/2018	Benedetti	D10/70
D831,521 S	10/2018	Hodge et al.	
D836,477 S *	12/2018	Peng	D11/3
D839,121 S *	1/2019	Liu	D11/3
D840,860 S	2/2019	Zhang	
D842,157 S	3/2019	Liu	
D845,162 S	4/2019	Shannon	
D854,432 S *	7/2019	Akana	D10/70
D854,439 S	7/2019	Dukerschein et al.	
D854,960 S	7/2019	Yu	
D856,160 S	8/2019	Yu	
D858,515 S *	9/2019	Akana	D14/344
D860,033 S	9/2019	Quan	
D860,034 S	9/2019	Herz	
D861,529 S	10/2019	Herz	
D862,276 S	10/2019	Herz	
D865,759 S *	11/2019	Haranaka	D14/344
10,463,118 B1 *	11/2019	Qin	F16B 1/00
2014/0083133 A1 *	3/2014	Lee	A44C 5/14 63/3.1

OTHER PUBLICATIONS

Design U.S. Appl. No. 29/653,974, filed Jun. 20, 2018., titled "Sport Band."
Affinity Bands Brand Partner Program, downloaded from <https://web.archive.org/web/20180825095659/http://affinitybands.com/affinitybands-brand.html> Dec. 20, 2019.

* cited by examiner

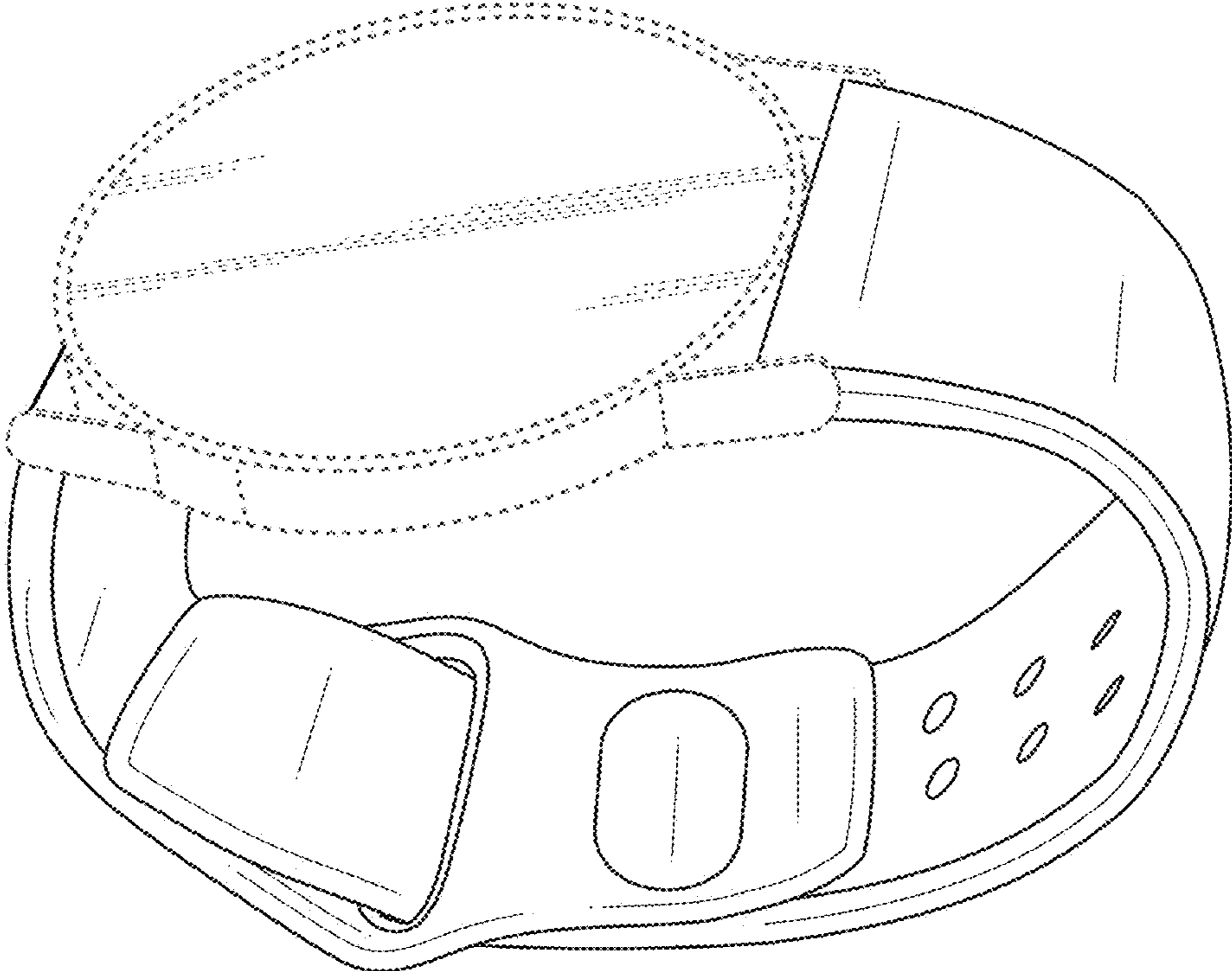


Fig.1

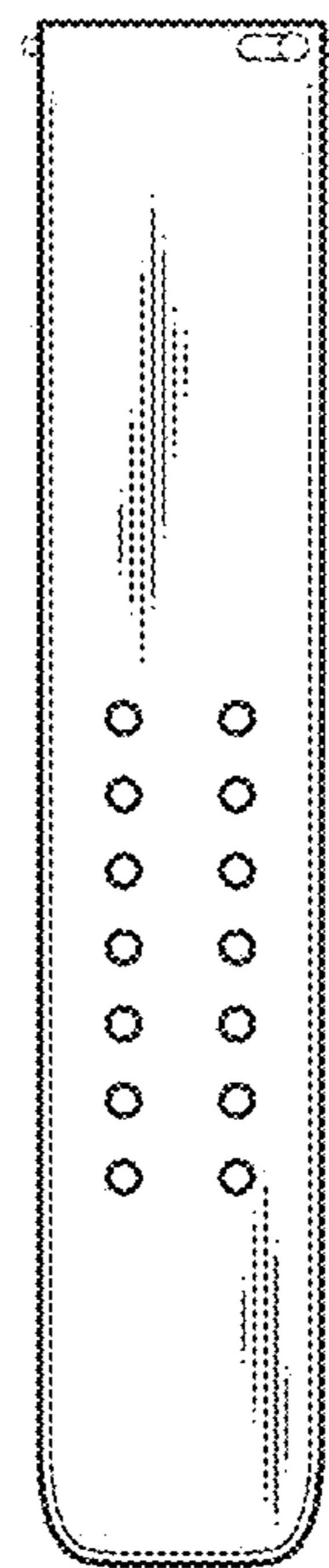
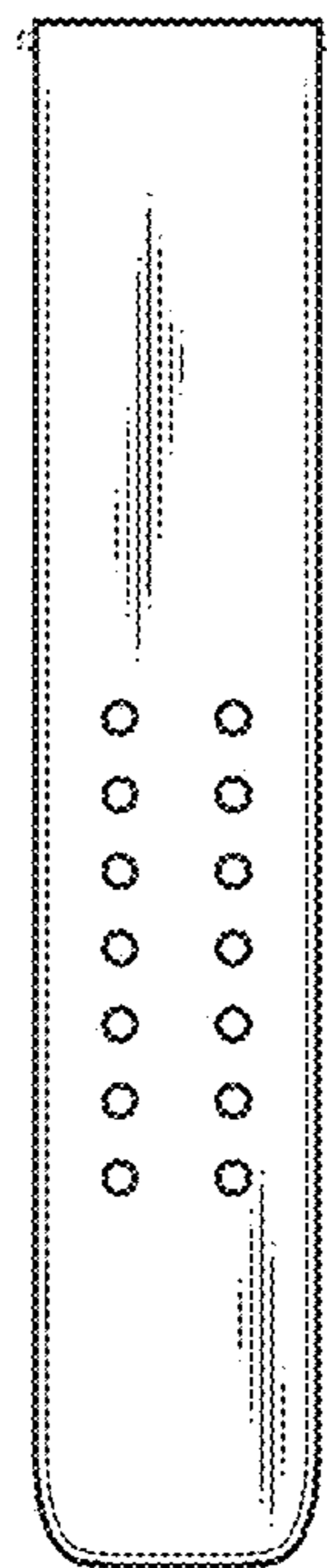
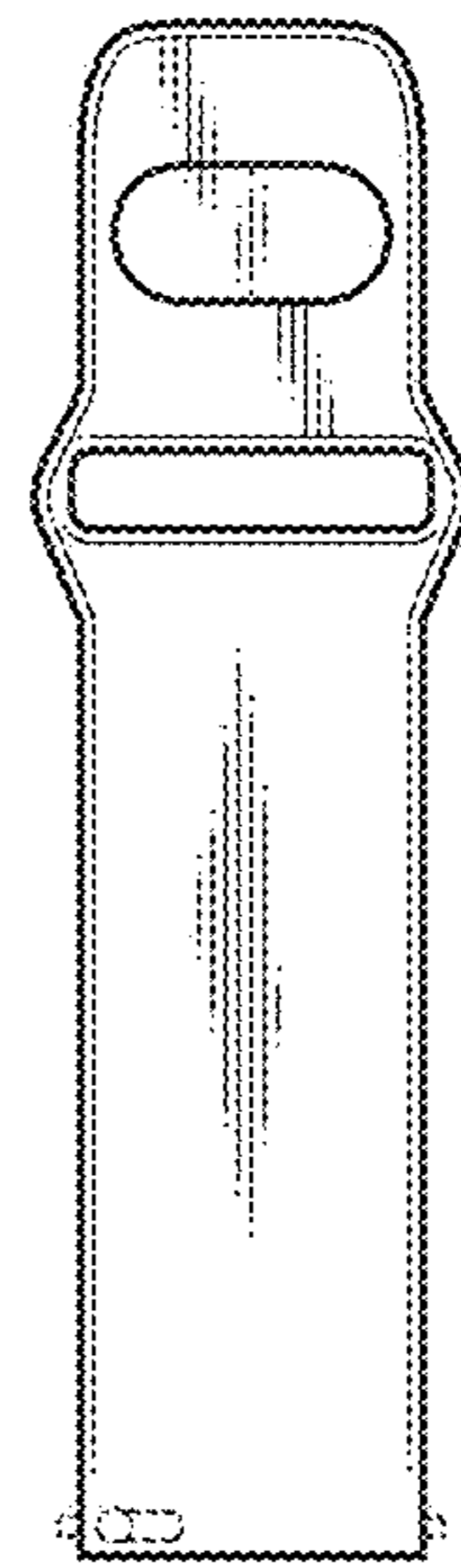
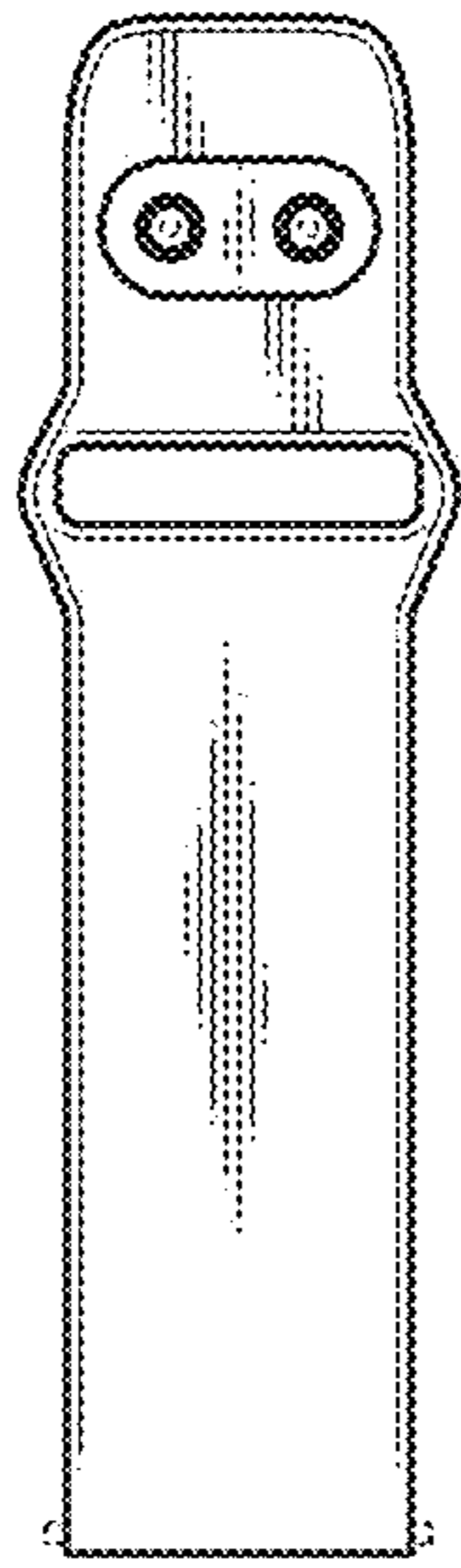


Fig.2

Fig.3

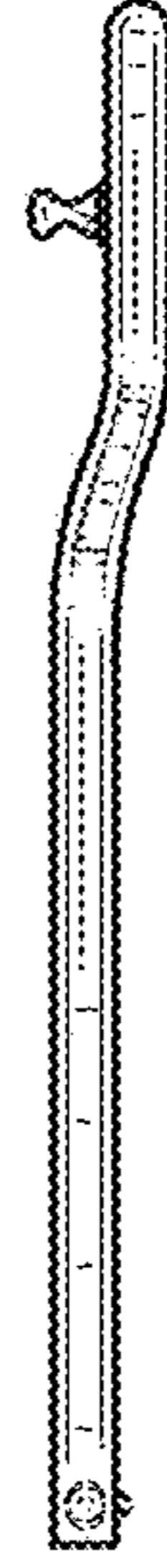
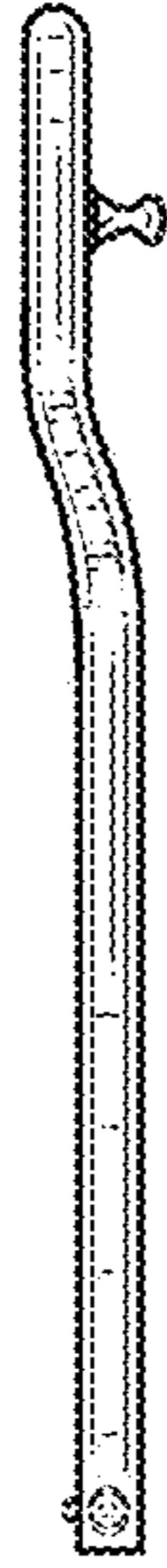


Fig.4

Fig.5



Fig.6

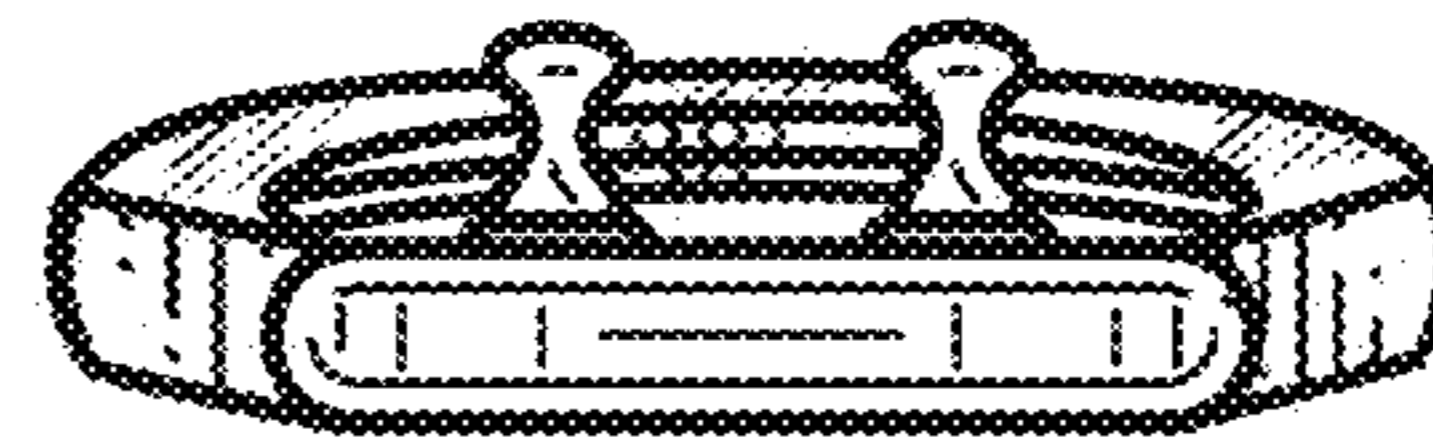


Fig.7




Fig.8



Fig.9

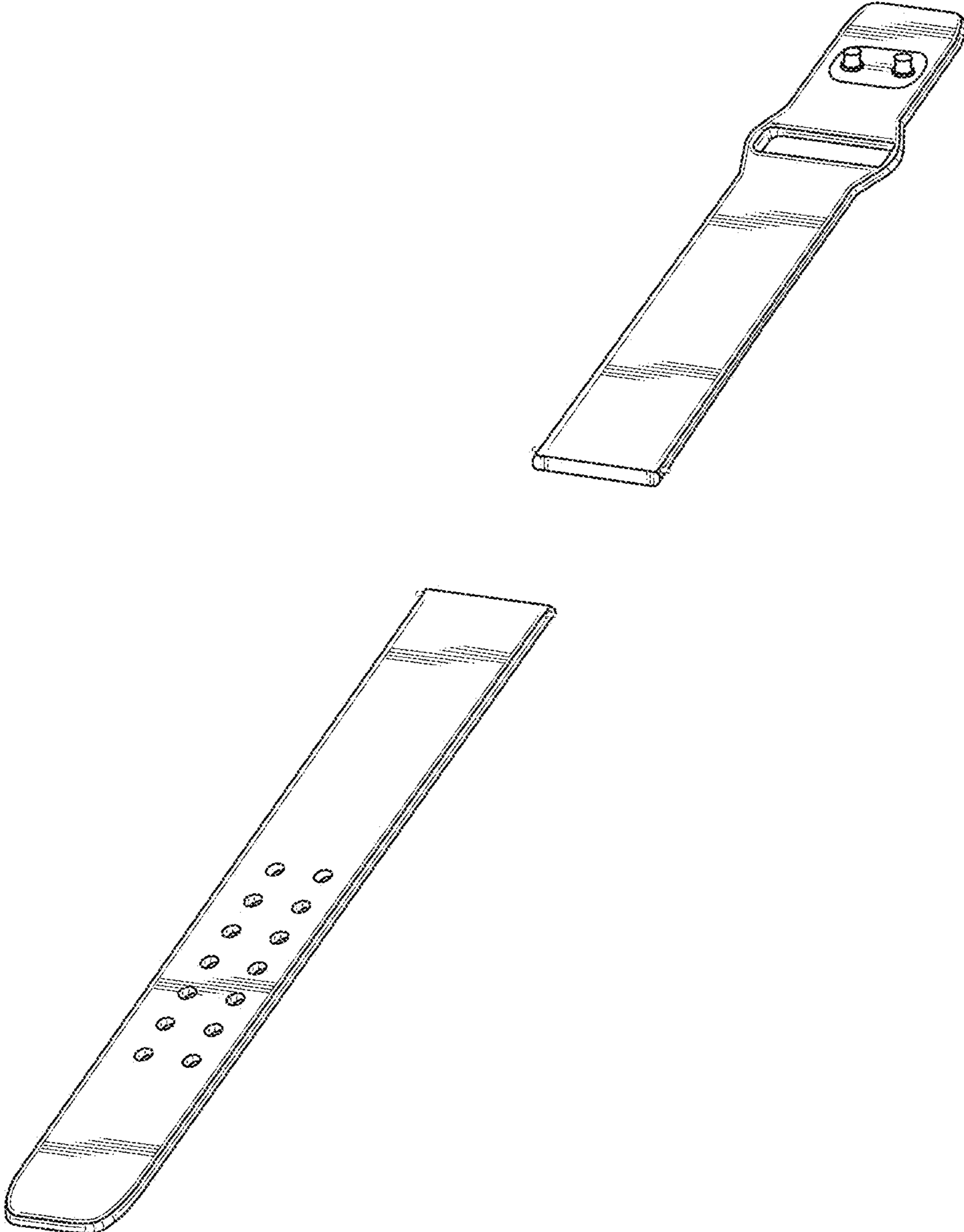


Fig.10

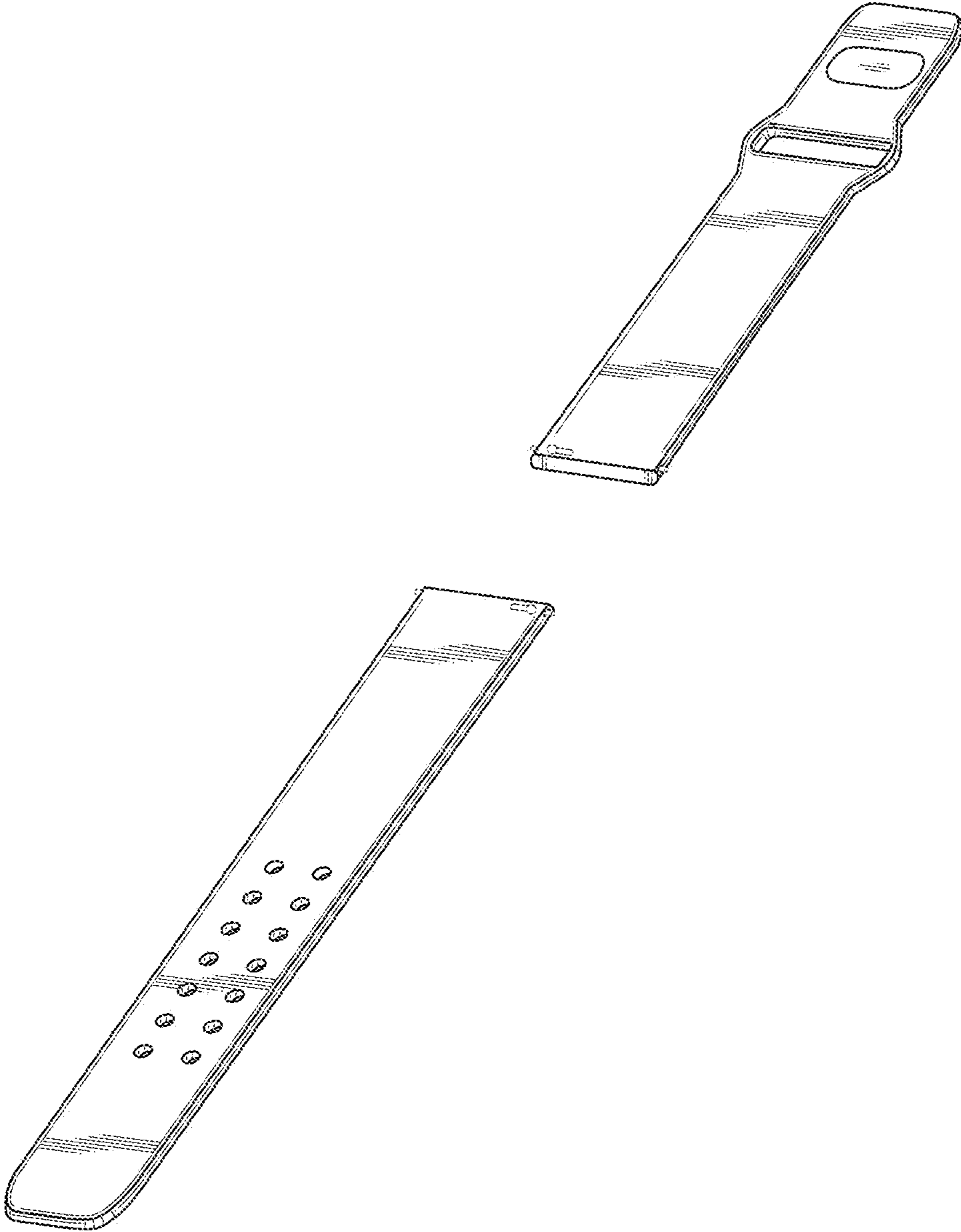


Fig.11

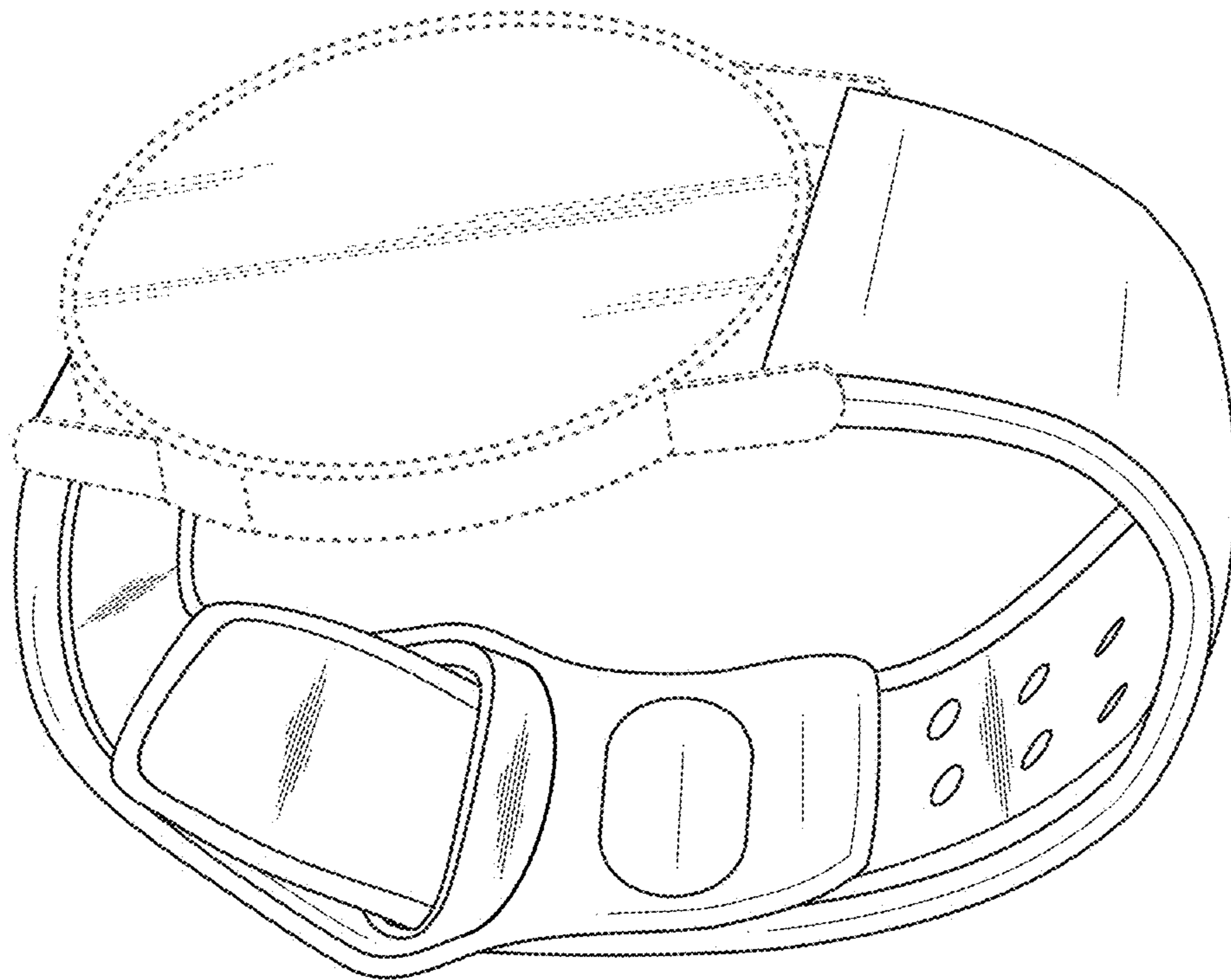


Fig.12

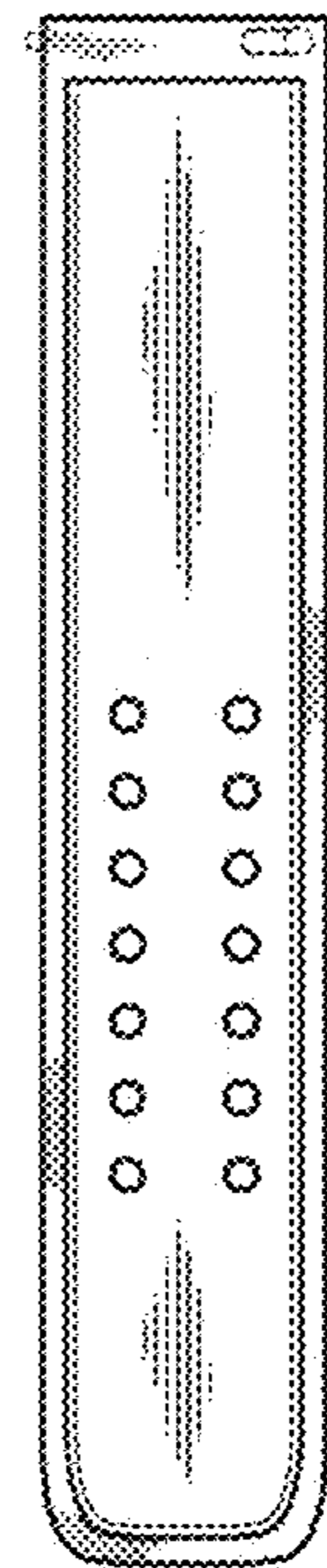
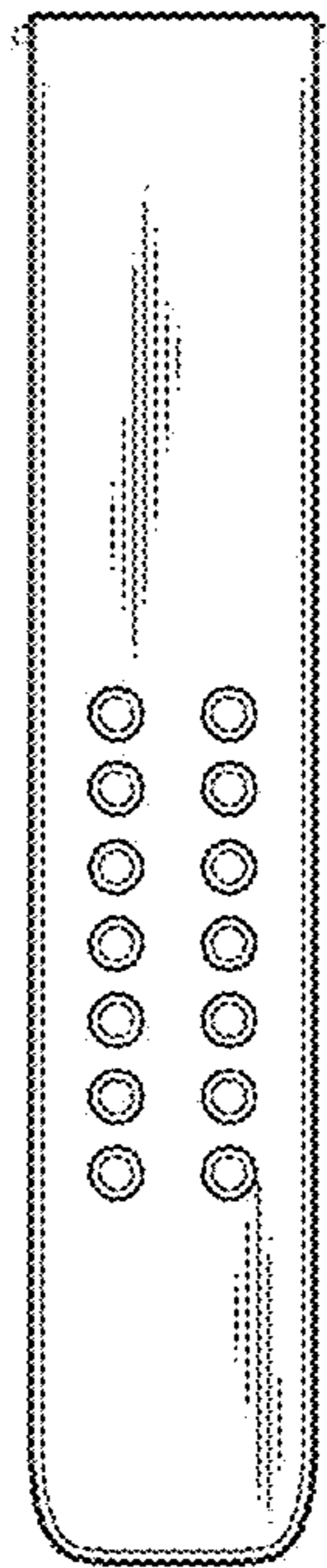
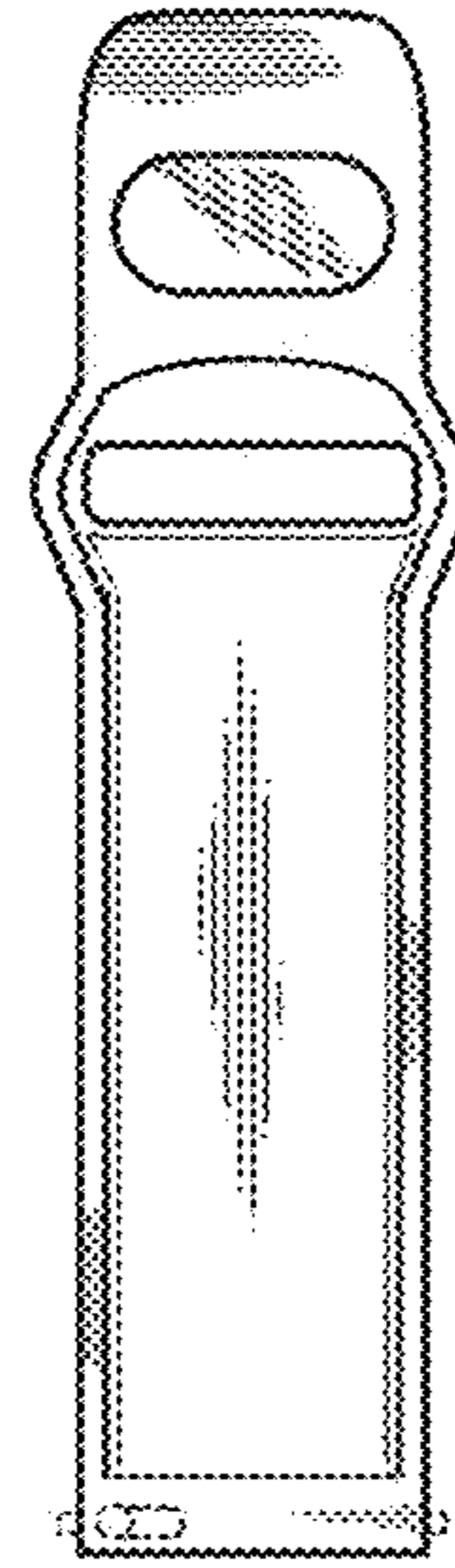
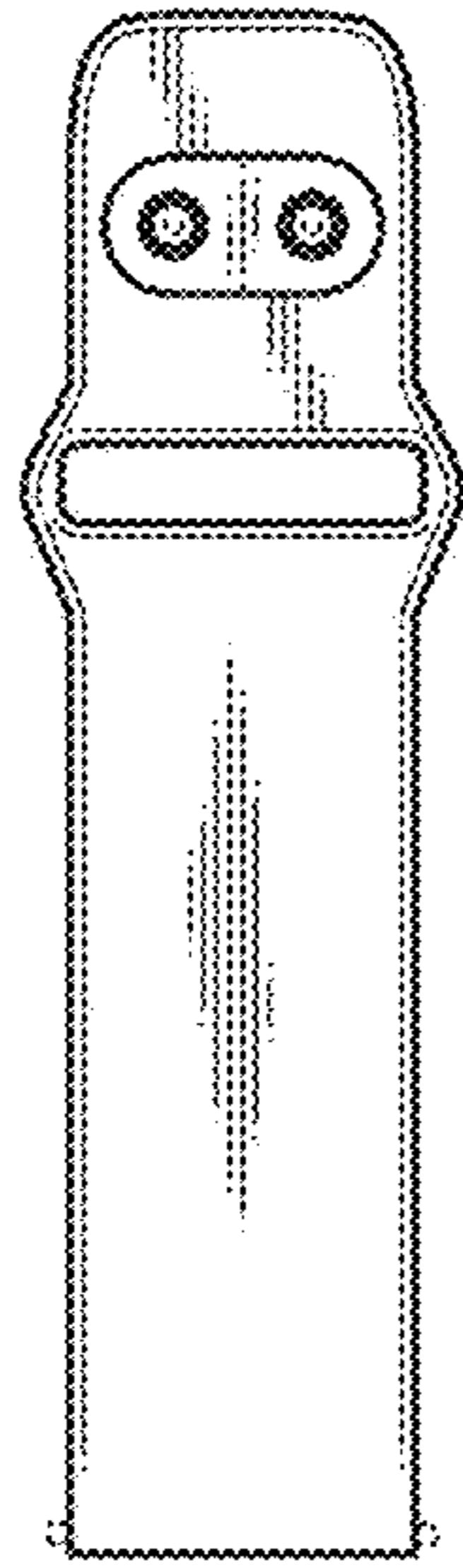


Fig.13

Fig.14

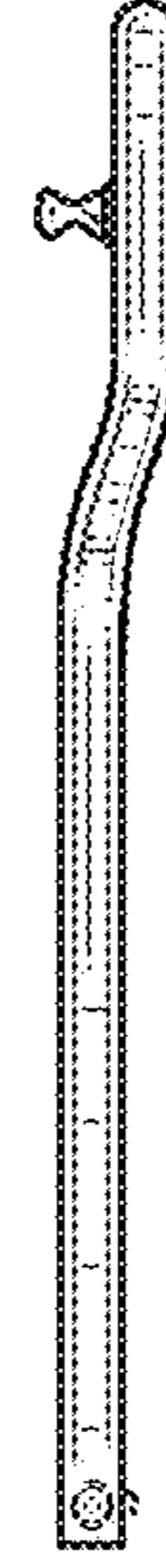



Fig.15

Fig.16



Fig.17

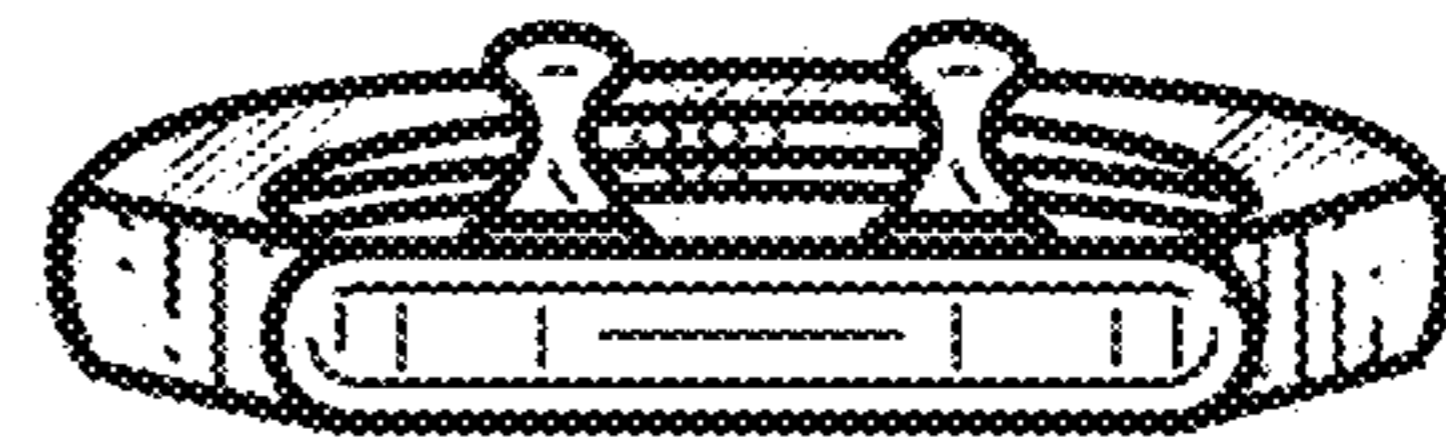


Fig.18




Fig.19



Fig.20

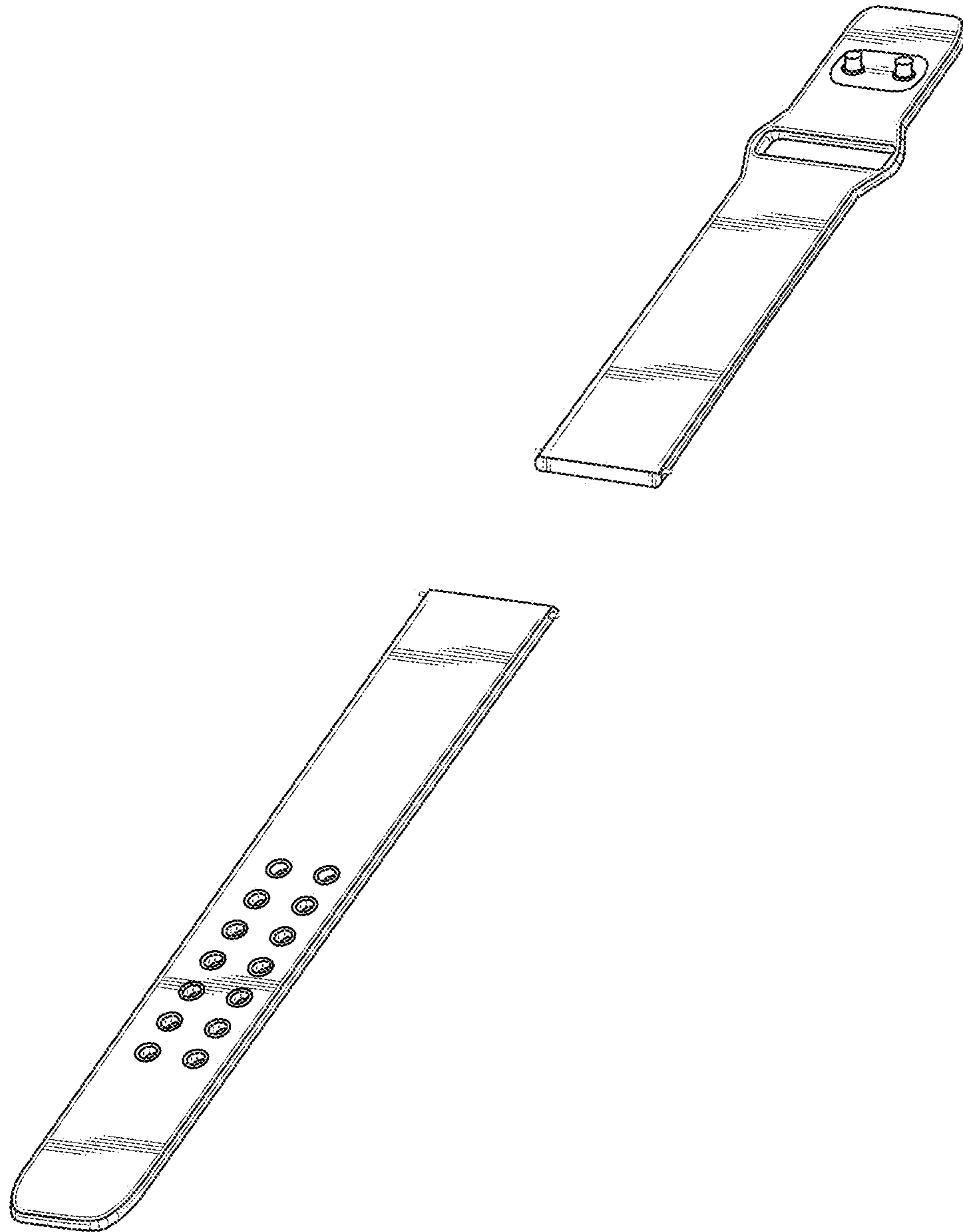


Fig.21

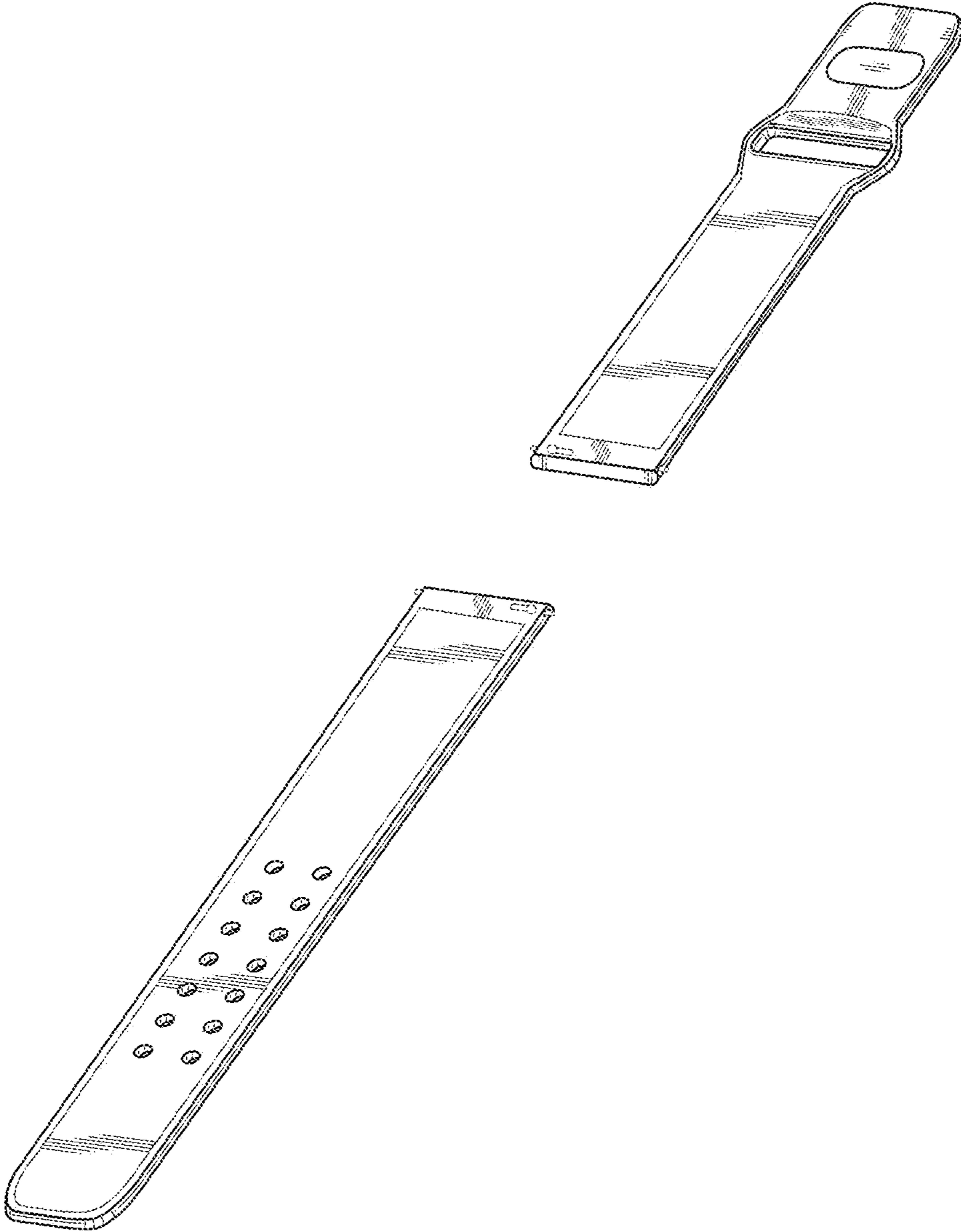


Fig.22