



US00D883831S

(12) **United States Design Patent** (10) **Patent No.:** **US D883,831 S**  
**Jacob et al.** (45) **Date of Patent:** **\*\* May 12, 2020**

(54) **SECURITY SENSOR**

D547,773 S \* 7/2007 Aoki ..... D14/496  
D549,684 S \* 8/2007 Lee ..... D14/155  
D680,014 S \* 4/2013 Corso ..... D10/106.6

(71) Applicant: **GOOGLE LLC**, Mountain View, CA (US)

(Continued)

(72) Inventors: **Rochus Emanuel Jacob**, San Francisco, CA (US); **Mark Woolhiser Huang**, Burlingame, CA (US)

**OTHER PUBLICATIONS**

Google, Notification of Registration, 004086742-0001/0010, Jul. 14, 2017, 6 pgs.

(73) Assignee: **GOOGLE LLC**, Mountain View, CA (US)

(Continued)

(\*\*) Term: **15 Years**

*Primary Examiner* — George D. Kirschbaum  
*Assistant Examiner* — Joseph J Kukella  
(74) *Attorney, Agent, or Firm* — Morgan, Lewis & Bockius LLP

(21) Appl. No.: **29/609,488**

(22) Filed: **Jun. 30, 2017**

(57) **CLAIM**

The ornamental design for a security sensor, as shown and described.

(30) **Foreign Application Priority Data**

Jan. 4, 2017 (EM) ..... 003569169-0005

**DESCRIPTION**

(51) **LOC (12) Cl.** ..... **10-05**

(52) **U.S. Cl.**  
USPC ..... **D10/106.6**

(58) **Field of Classification Search**  
USPC ..... D10/104.1, 104.2, 106.1–106.95, 108, D10/114.1, 121, 123, 124, 125, 126; D16/202, 203, 214, 215; D14/435, 437  
CPC ..... G08B 17/00; G08B 17/06; G08B 17/10; G08B 17/11; G08B 17/12; G08B 17/103; G08B 17/107; G08B 21/202; G08B 21/203; G08B 21/214; G08B 21/215  
See application file for complete search history.

FIG. 1 is a front bottom perspective view of a security sensor showing my new design;  
FIG. 2 is a rear top perspective view of the security sensor shown in FIG. 1;  
FIG. 3 is a front elevational view of the security sensor shown in FIG. 1.  
FIG. 4 is a rear elevational view of the security sensor shown in FIG. 1;  
FIG. 5 is a left-side elevational view of the security sensor shown in FIG. 1;  
FIG. 6 is a right-side elevational view of the security sensor shown in FIG. 1;  
FIG. 7 is a top plan view of the security sensor shown in FIG. 1; and,  
FIG. 8 is bottom plan view of the security sensor shown in FIG. 1.


(56) **References Cited**

**U.S. PATENT DOCUMENTS**

D266,996 S \* 11/1982 Beeson ..... D10/106.6  
D373,766 S \* 9/1996 Solomita ..... D14/141.2  
D410,436 S \* 6/1999 Ryan ..... D14/507  
D450,611 S \* 11/2001 Stewart ..... D10/106.6  
D501,192 S \* 1/2005 Griffin ..... D14/155  
D534,149 S \* 12/2006 Griffin ..... D14/155

The broken lines shown in the drawings represent portions of the security sensor that form no part of the claimed design.

**1 Claim, 4 Drawing Sheets**



(56)

**References Cited**

U.S. PATENT DOCUMENTS

D695,787 S \* 12/2013 Otani ..... D14/203.1  
D707,144 S \* 6/2014 Jacobs ..... D10/106.6  
D713,277 S \* 9/2014 Hasegawa ..... D10/106.6  
D747,228 S \* 1/2016 Fiedler ..... D10/104.1  
D775,979 S \* 1/2017 Christianson ..... D10/106.6  
D808,454 S \* 1/2018 Seflic ..... D16/200  
D836,147 S \* 12/2018 Rao ..... D16/203  
D850,946 S \* 6/2019 Zhevelev ..... D10/70

OTHER PUBLICATIONS

Google, Original Patent Certificate, Certificate No. 4649797, May 18, 2018, 1 pg.

\* cited by examiner

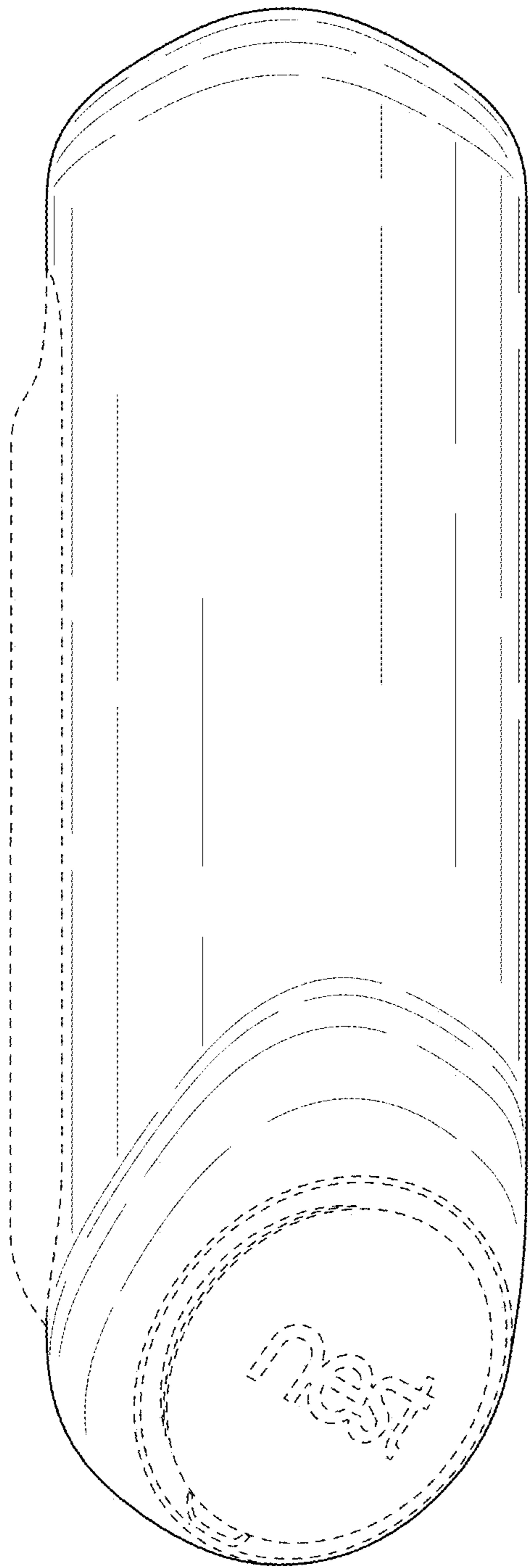


FIG. 1

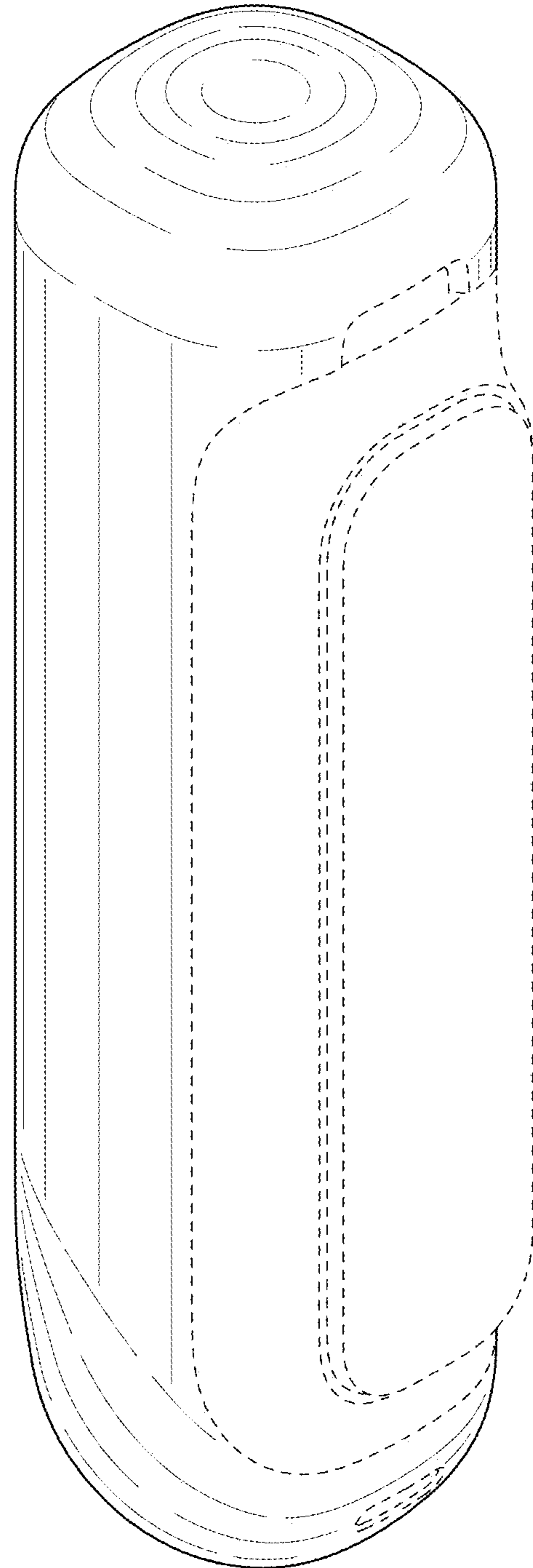


FIG. 2




FIG. 3




FIG. 4




FIG. 5




FIG. 6

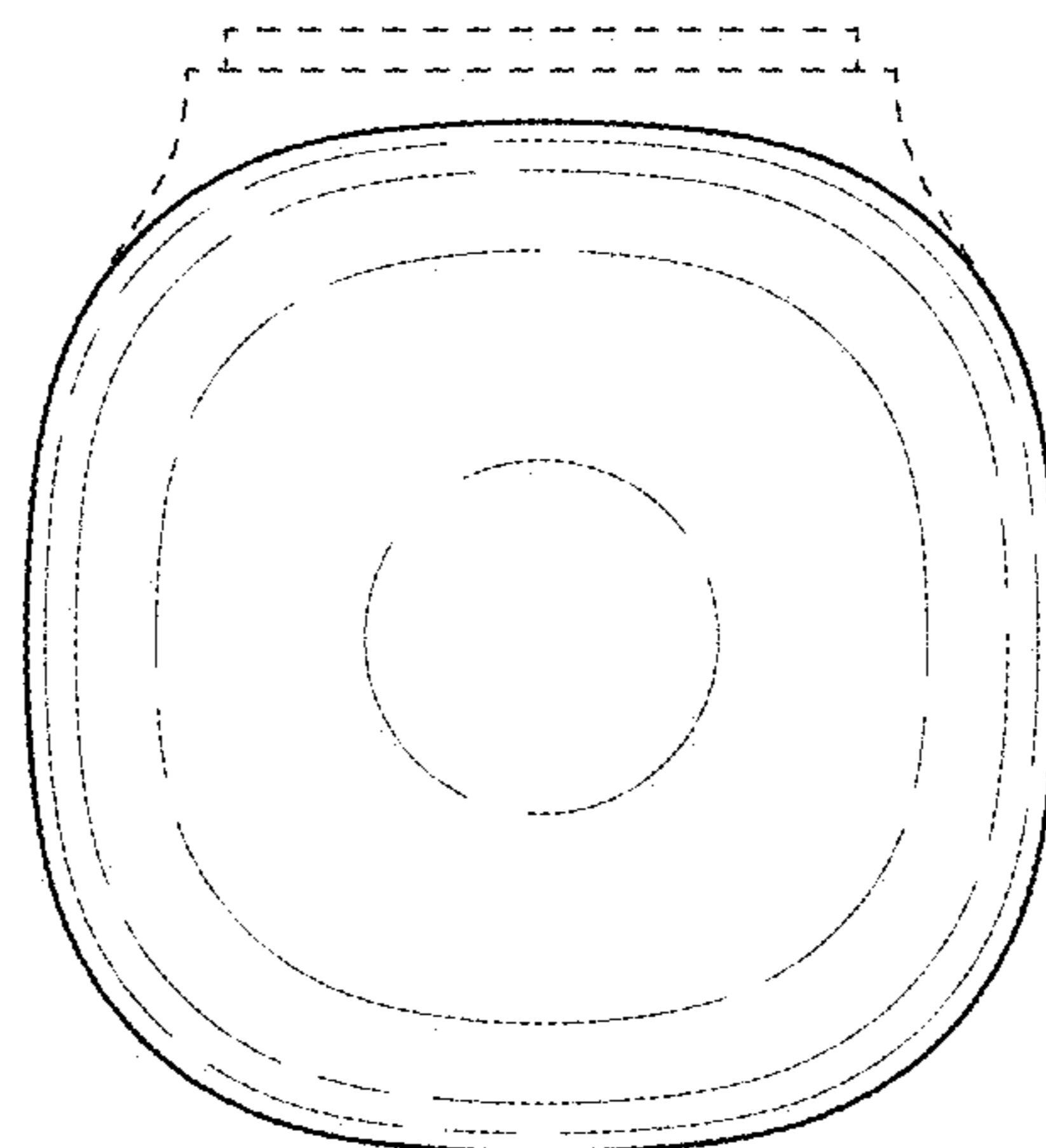


FIG. 7

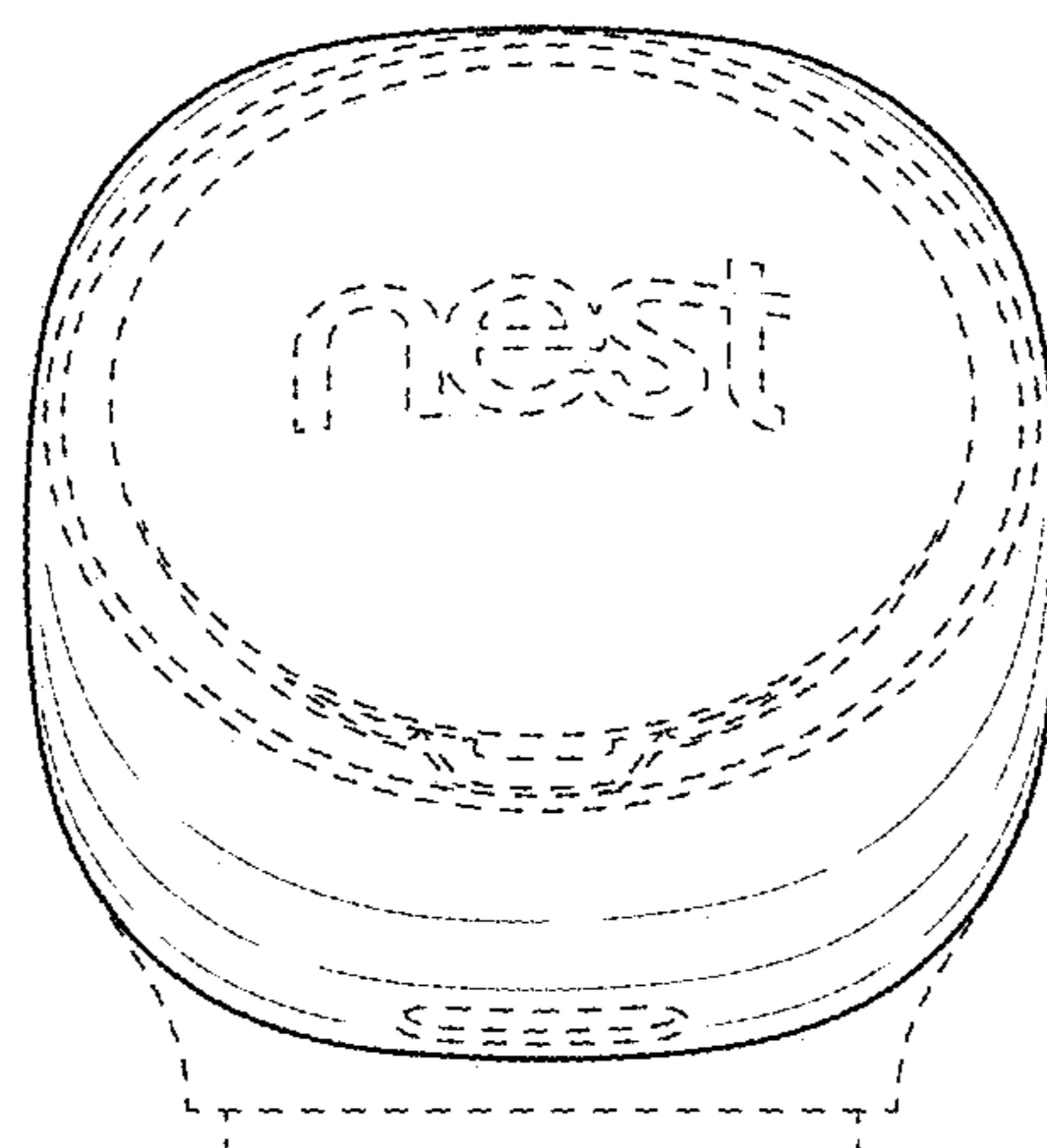


FIG. 8