



US00D883783S

(12) **United States Design Patent** (10) **Patent No.:** **US D883,783 S**
Pinard (45) **Date of Patent:** **** May 12, 2020**

(54) **CAP FOR A BOTTLE**

(71) Applicant: **CODIPLAS**, Oyonnax (FR)

(72) Inventor: **Jean-Pierre Pinard**, Geovresset (FR)

(73) Assignee: **CODIPLAS**, Oyonnax (FR)

(**) Term: **15 Years**

(21) Appl. No.: **29/675,262**

(22) Filed: **Dec. 29, 2018**

(30) **Foreign Application Priority Data**

Nov. 29, 2018 (EM) 005838992-0002

(51) **LOC (12) Cl.** **09-07**

(52) **U.S. Cl.**
USPC **D9/452; D9/454**

(58) **Field of Classification Search**

USPC D3/202, 203.1, 203.2, 318; D7/300, D7/300.1, 316, 317, 323, 354, 387, 391, D7/392, 392.1, 393, 396.1, 396.2, 396.4, D7/397, 398, 503, 509, 510, 511, 523, D7/526-531, 538, 566, 568, 600.1, 602, D7/603, 614, 619.1, 629, 704, 900; D9/434, 435, 440, 447, 452, 453, 499, D9/516, 529, 686, 723, 433, 445, 454, D9/456; D24/121, 127, 199, 224; D23/249, 259, 260, 261; D8/14, 14.1, D8/45, 300, 307, 343, 354, 400, 402; D15/138, 143; D34/7, 10, 11; D28/76, D28/84, 85, 91.1; D19/192, 194

CPC B65D 2517/5091; B65D 41/04; B65D 23/12; B65D 1/0246; B65D 47/265; B65D 47/065; B65D 51/24; B65D 51/224; B65D 51/245; B65D 2101/0015; B65D 2251/0093; B65D 85/72; B65D 51/18; B65D 51/28; B65D 51/242; B65D 51/2814; B65D 51/2821; B65D 21/0228; B65D 41/3447; B65D 1/02; B65D 50/041; B65D 2215/02; A61L 9/12;

A47G 19/2205; A47G 19/2222; A47G 19/2266; A47G 19/2272; A47G 19/2294; A47G 19/22; A47J 43/27; B05B 7/2437; B05C 17/00576; E03F 5/02;
(Continued)

(56) **References Cited**

U.S. PATENT DOCUMENTS

D369,550 S * 5/1996 Crosby D9/435
5,858,141 A * 1/1999 Repp B29C 65/3644
156/69

(Continued)

OTHER PUBLICATIONS

Perfume Cap: Announced [Jul. 18, 2013, Online]. Site Visited [Dec. 8, 2019]. Available from Internet URL: <http://th-packing.com/?p=84>.*

(Continued)

Primary Examiner — Catherine S Posthauer
(74) *Attorney, Agent, or Firm* — Craft Chu PLLC;
Andrew W. Chu

(57) **CLAIM**

The ornamental design for a cap for a bottle, as shown and described.

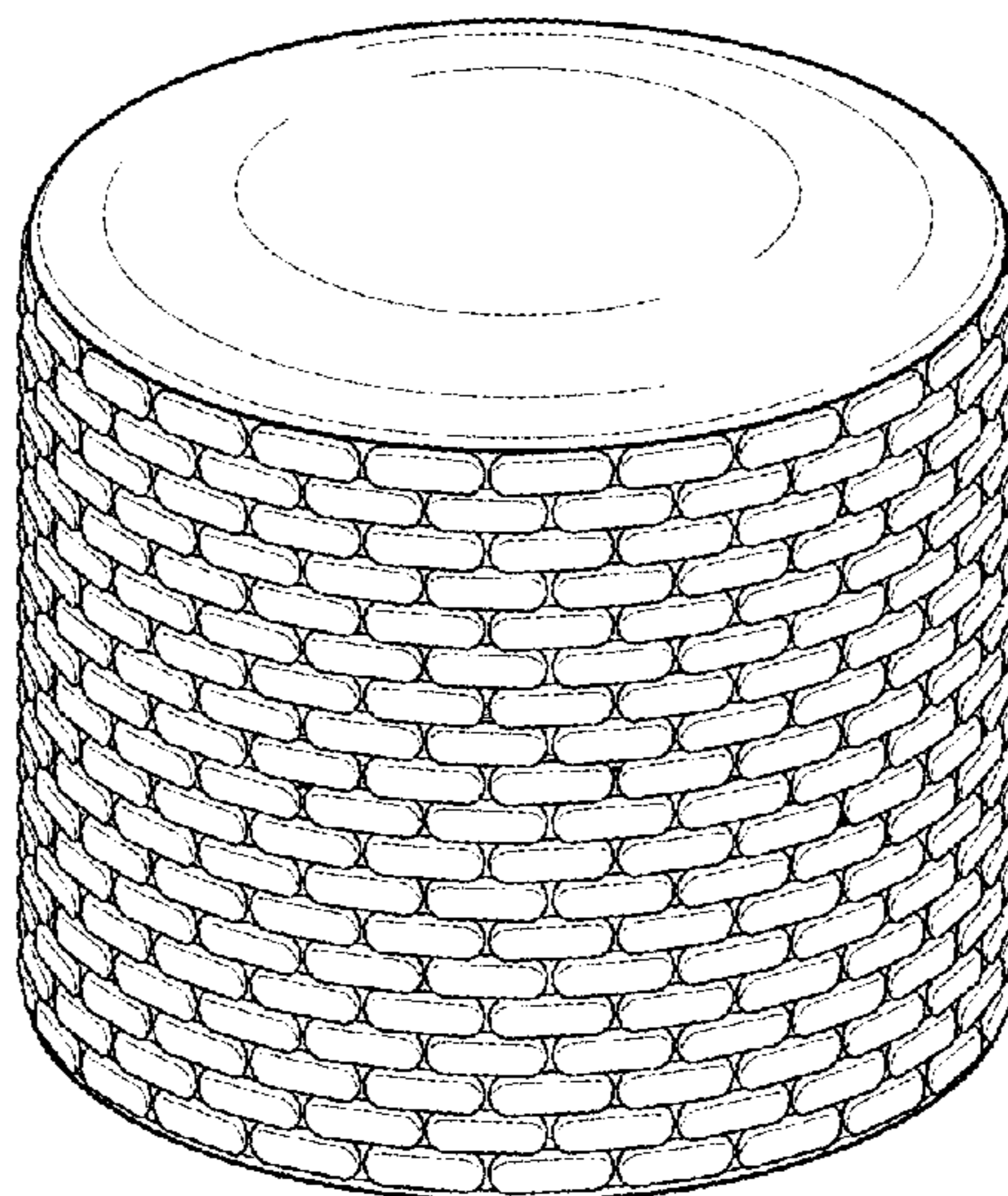
DESCRIPTION

FIG. 1 is an upper perspective view of a cap for a bottle showing my new design.

FIG. 2 is a front elevation view, a back elevation view thereof being identical, a side elevation view being identical, and an opposite side elevation view thereof being identical; FIG. 3 is a top plan view thereof; and, FIG. 4 is a bottom plan view thereof.

The broken lines in FIG. 4 are shown for the purpose of illustrating parts of the article that form no part of the claim.

1 Claim, 2 Drawing Sheets



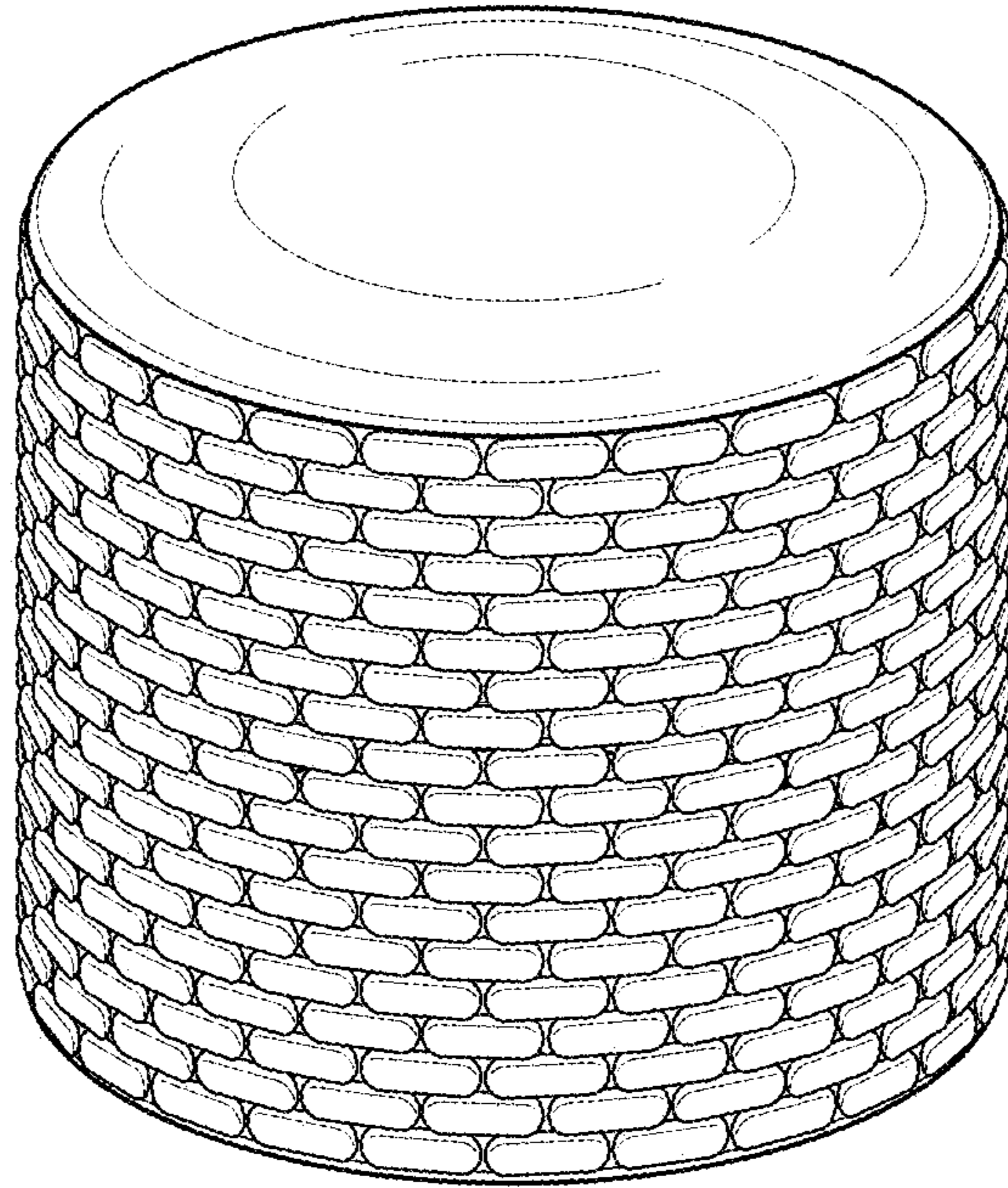


FIG. 1

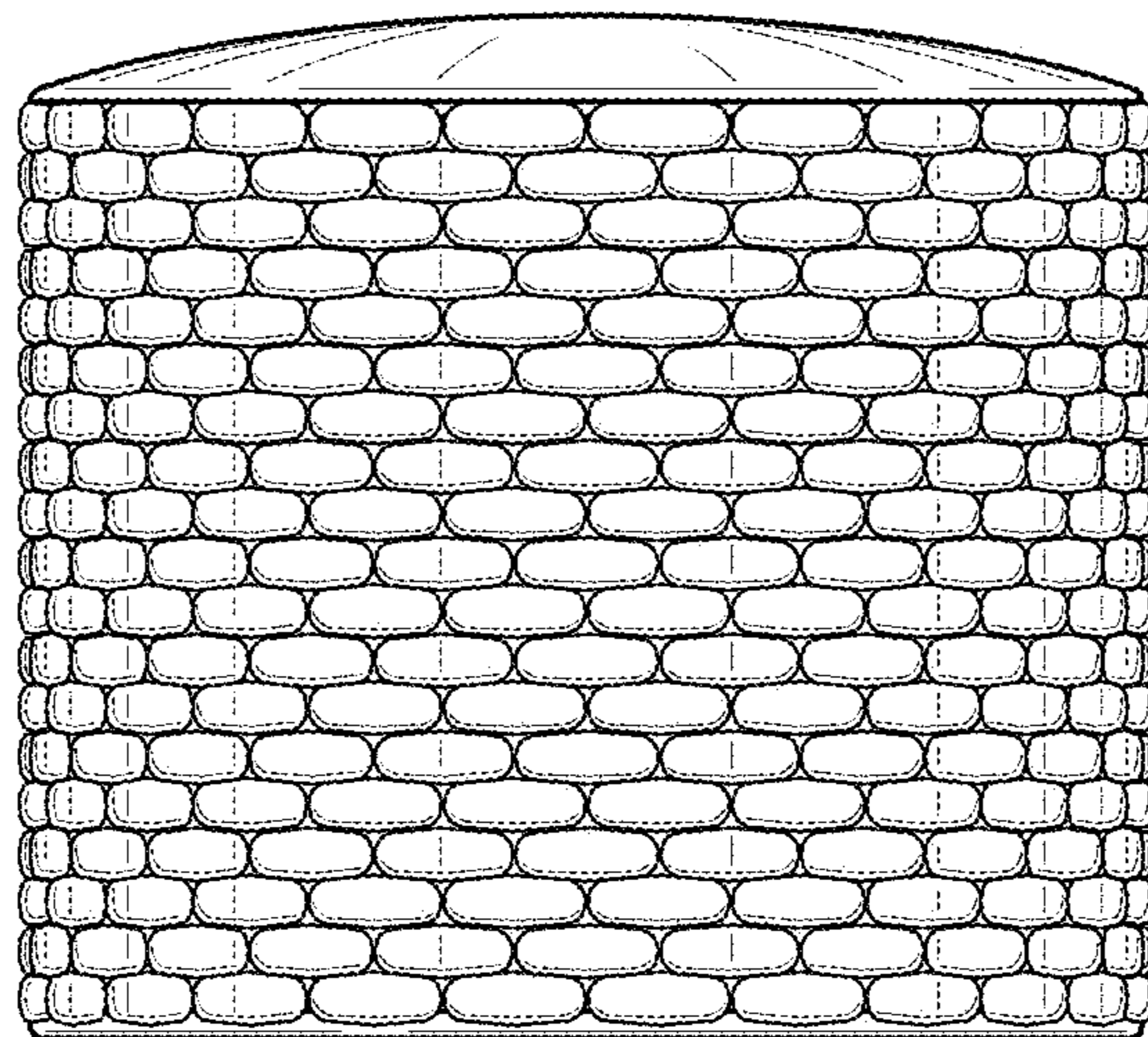


FIG. 2

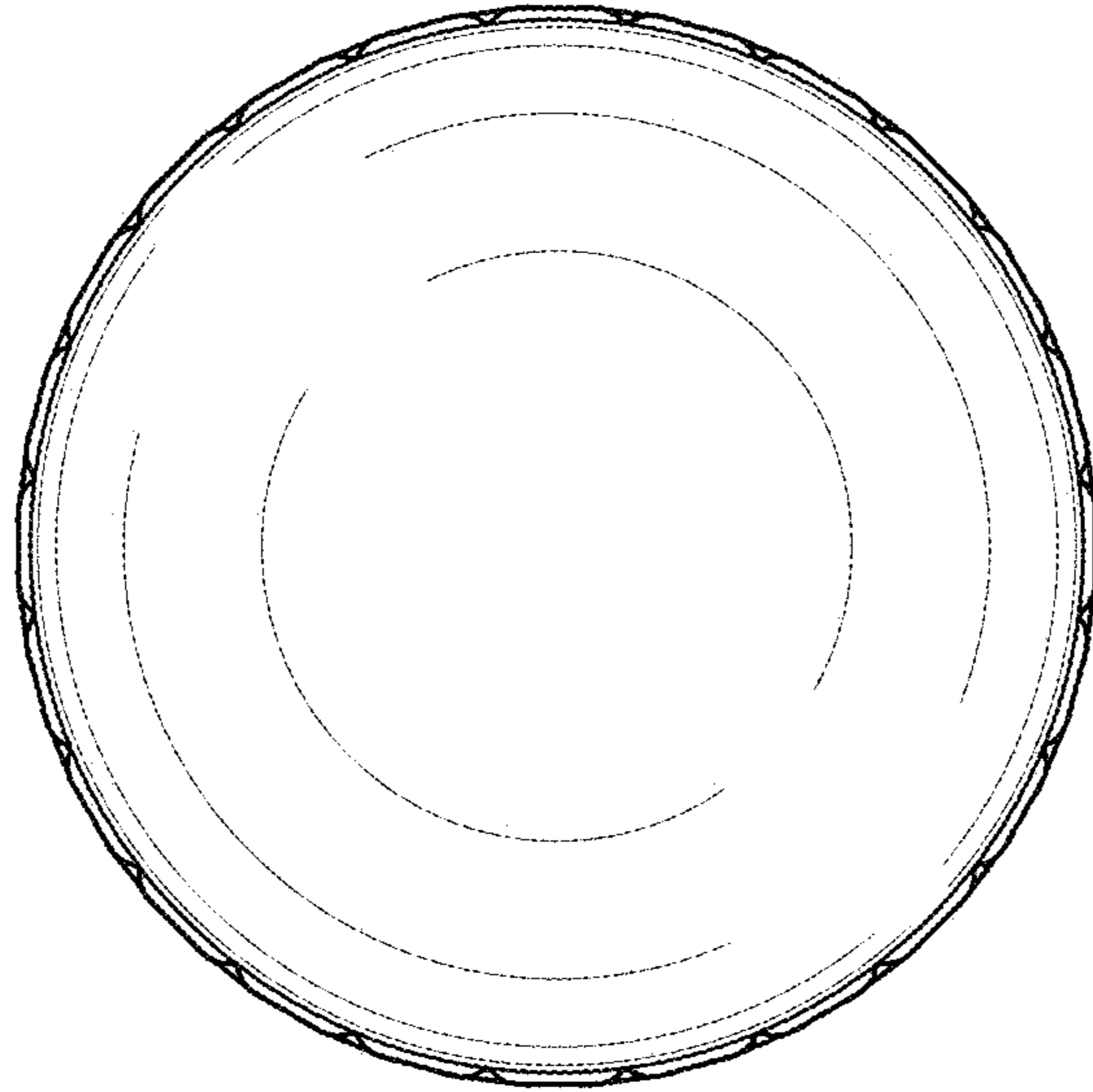


FIG. 3

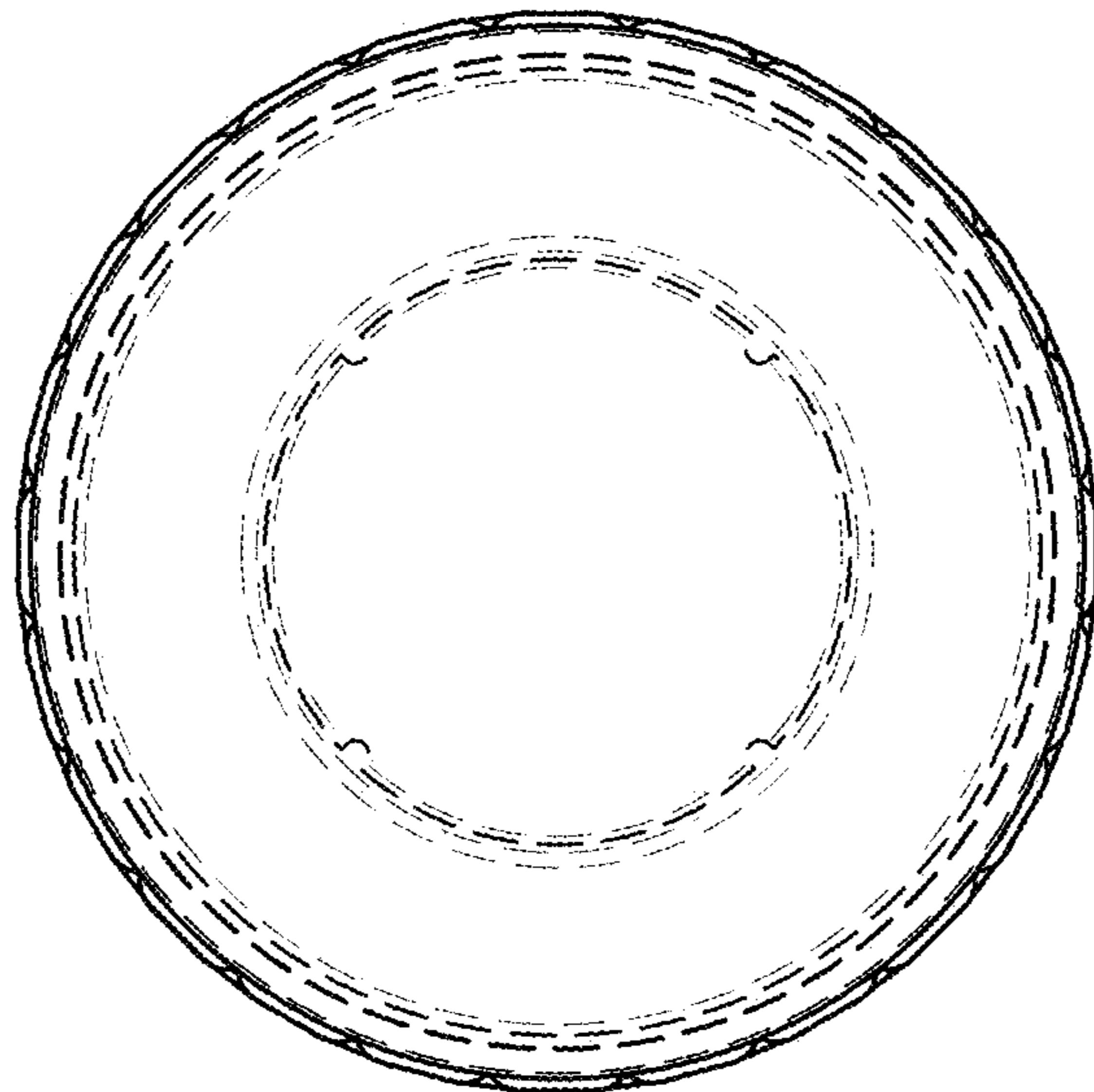


FIG. 4