



US00D883781S

(12) **United States Design Patent**
Nechita

(10) **Patent No.:** **US D883,781 S**

(45) **Date of Patent:** **** May 12, 2020**

(54) **GLASS JAR**

(71) Applicant: **Niki Nechita**, Sherman Oaks, CA (US)

(72) Inventor: **Niki Nechita**, Sherman Oaks, CA (US)

(**) Term: **15 Years**

(21) Appl. No.: **29/598,256**

(22) Filed: **Mar. 24, 2017**

(51) **LOC (12) Cl.** **09-03**

(52) **U.S. Cl.**

USPC **D9/429**; D9/661; D9/574

(58) **Field of Classification Search**

USPC D26/6, 7, 9, 10, 16, 20, 22; D9/430,
D9/454, 414, 516, 560, 715, 719, 429,
D9/549, 573, 574, 600, 655, 661;
D7/305, 513, 514, 560, 563, 589, 590,
D7/600.1, 601, 500, 518, 521, 553.8,
D7/554.2, 608, 610; D11/143

CPC F23D 2900/05001; Y10S 206/819; B44F
9/02; B65D 9/00; B65D 9/02; B65D 9/06

See application file for complete search history.

(56) **References Cited**

U.S. PATENT DOCUMENTS

D381,563 S *	7/1997	Longstreth	D7/610
D438,794 S *	3/2001	Miles	D9/425
D449,965 S *	11/2001	Liu	D7/540
D482,276 S *	11/2003	Wang	D9/424
D519,831 S *	5/2006	de Cleir	D9/428
D529,396 S *	10/2006	Whipple	D9/669

D556,569 S *	12/2007	Stein	D9/424
D598,715 S *	8/2009	Foss	D7/602
D629,683 S *	12/2010	Fang	D9/429
D644,924 S *	9/2011	Lin	D9/429
D661,825 S *	6/2012	Jorgensen	D26/9
D661,949 S *	6/2012	Geraghty	D7/566
D692,726 S *	11/2013	Kinney	D7/562
D736,617 S *	8/2015	Sy	D9/429
D748,977 S *	2/2016	Doria	D9/428
D787,715 S *	5/2017	Nechita	D26/9
D795,688 S *	8/2017	Buck	D9/428

* cited by examiner

Primary Examiner — Shannon W Morgan

Assistant Examiner — Keith Frank

(74) *Attorney, Agent, or Firm* — One LLP; Joseph K. Liu

(57) **CLAIM**

The ornamental design for a glass jar, as shown and described.

DESCRIPTION

FIG. 1 is a top perspective view of a glass jar, in accordance with the present design.

FIG. 2 is a top view of the glass jar of FIG. 1.

FIG. 3 is a bottom view of the glass jar of FIG. 1.

FIG. 4 is a front view of the glass jar of FIG. 1.

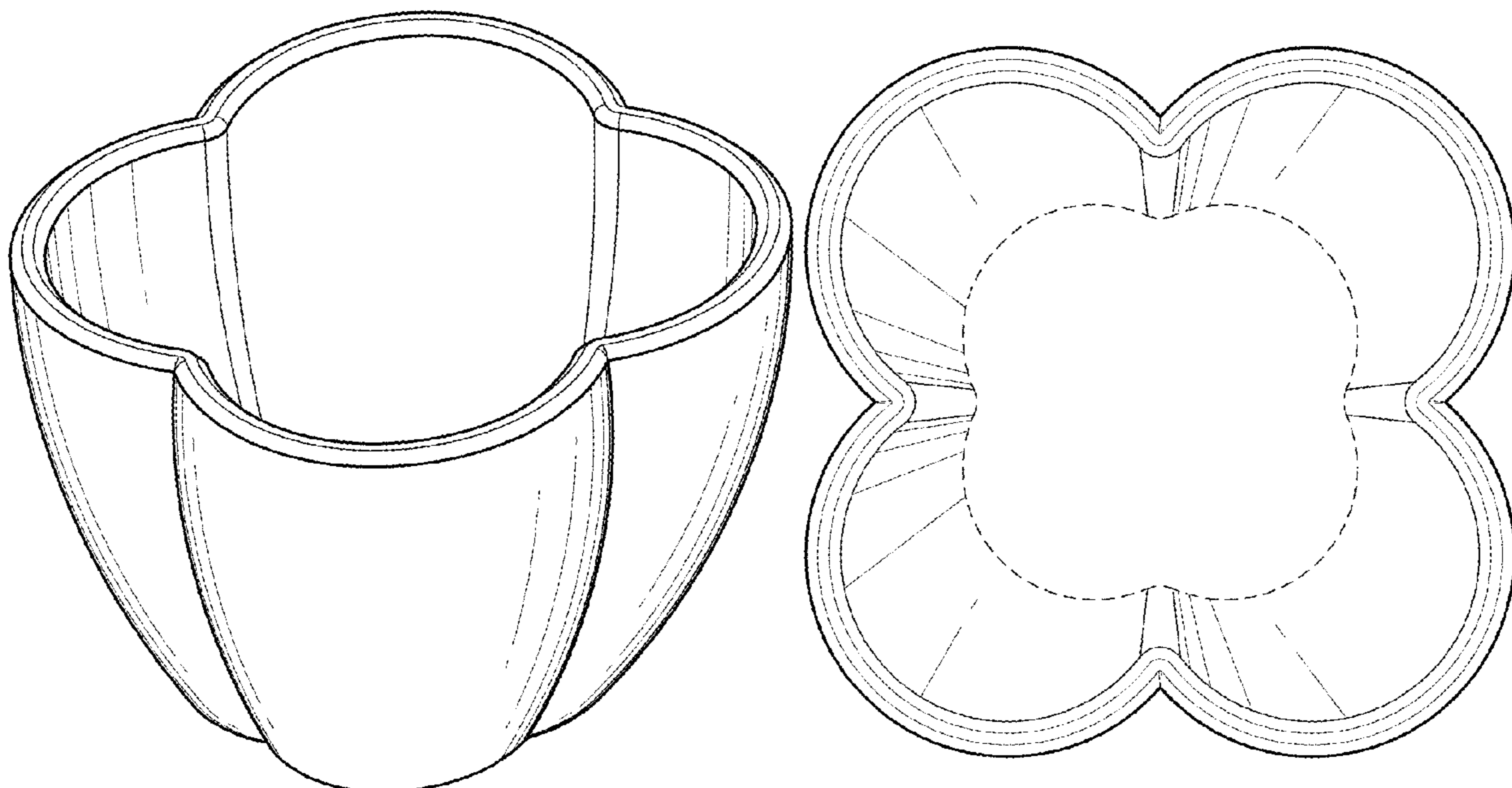
FIG. 5 is a rear view of the glass jar of FIG. 1.

FIG. 6 is a right side view of the glass jar of FIG. 1; and,

FIG. 7 is a left side view of the glass jar of FIG. 1.

The broken lines in the drawings showing the glass jar illustrate the portions of the glass jar that form no part of the claimed design.

1 Claim, 4 Drawing Sheets



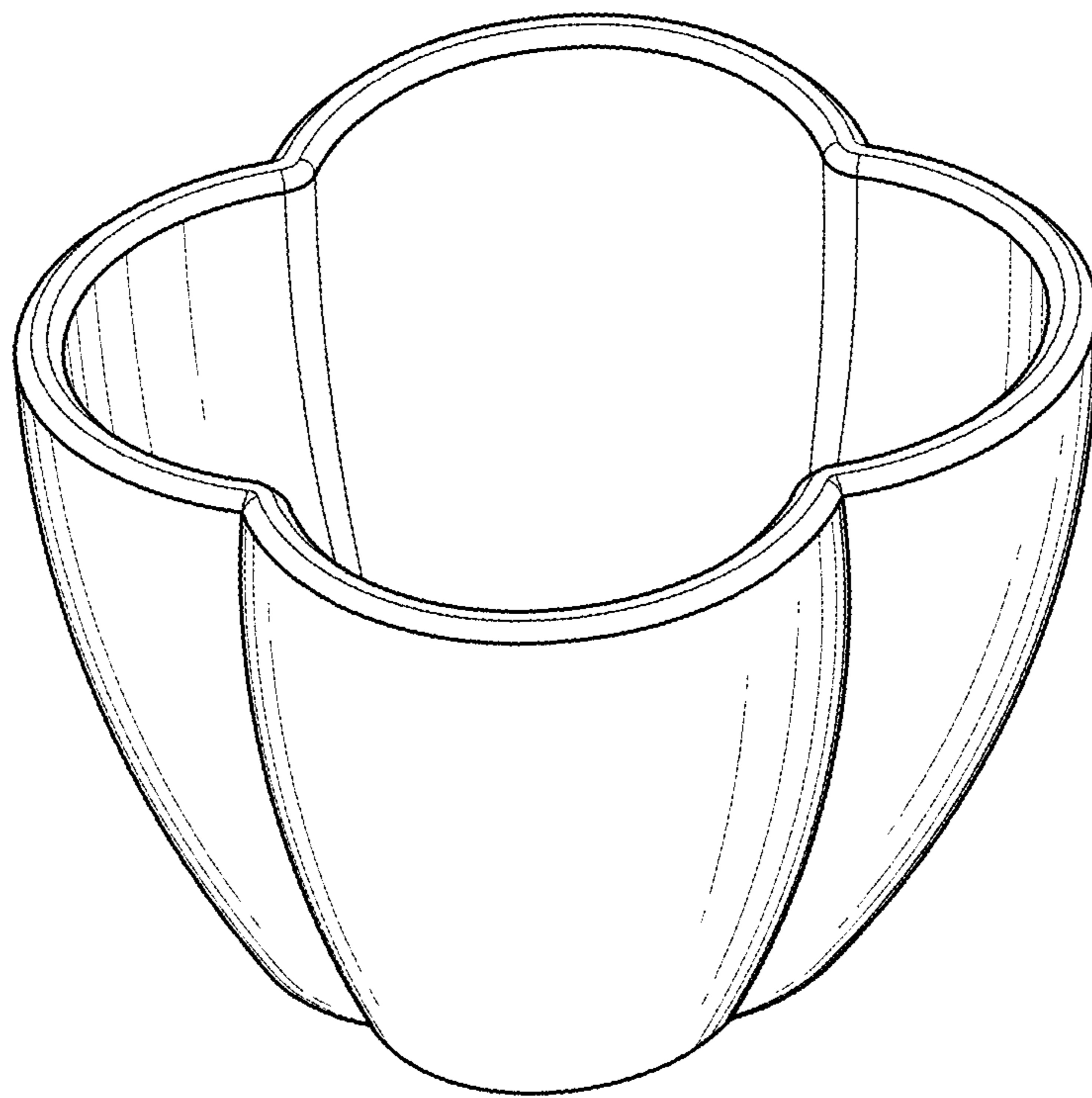


FIG. 1




FIG. 2




FIG. 3

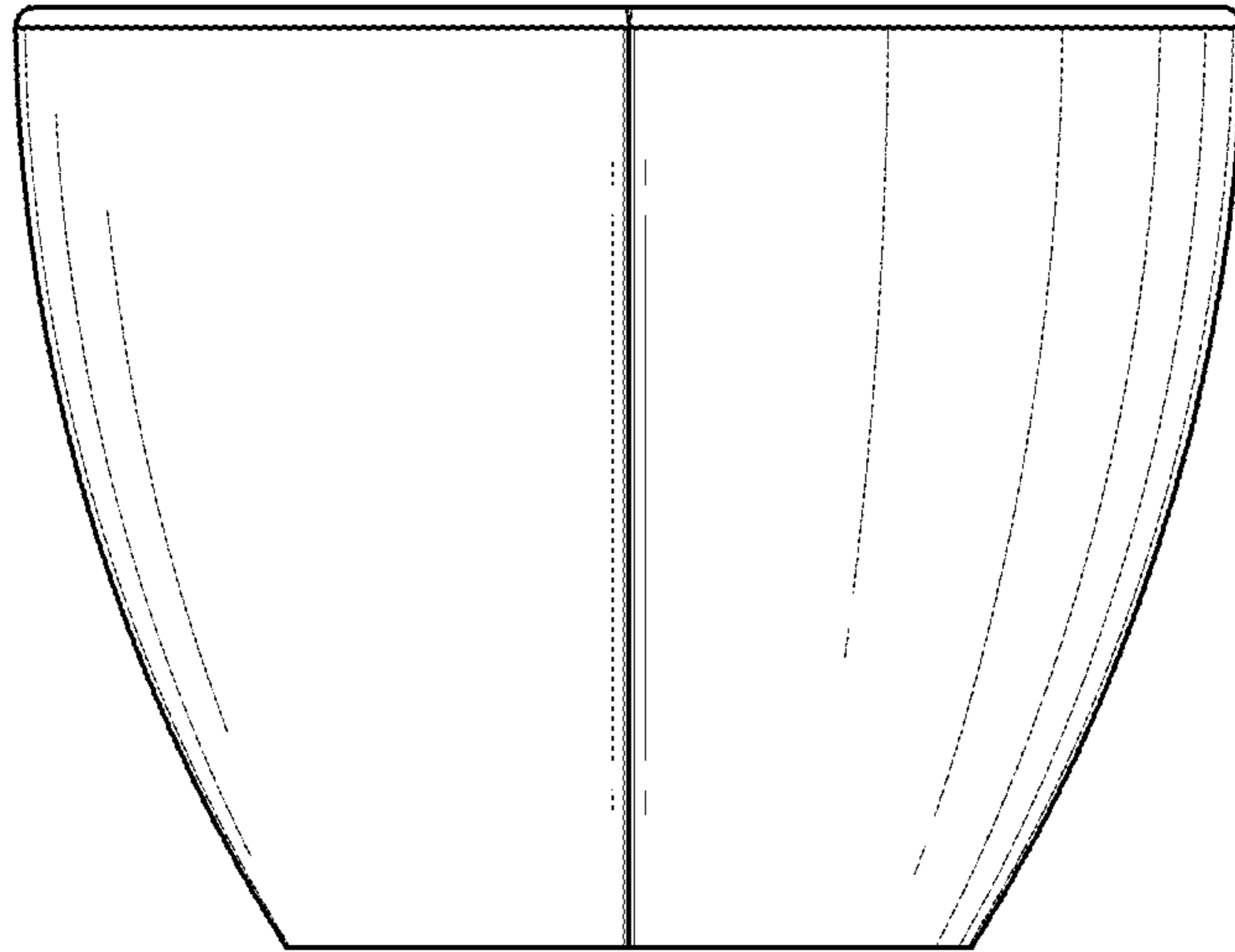


FIG. 4

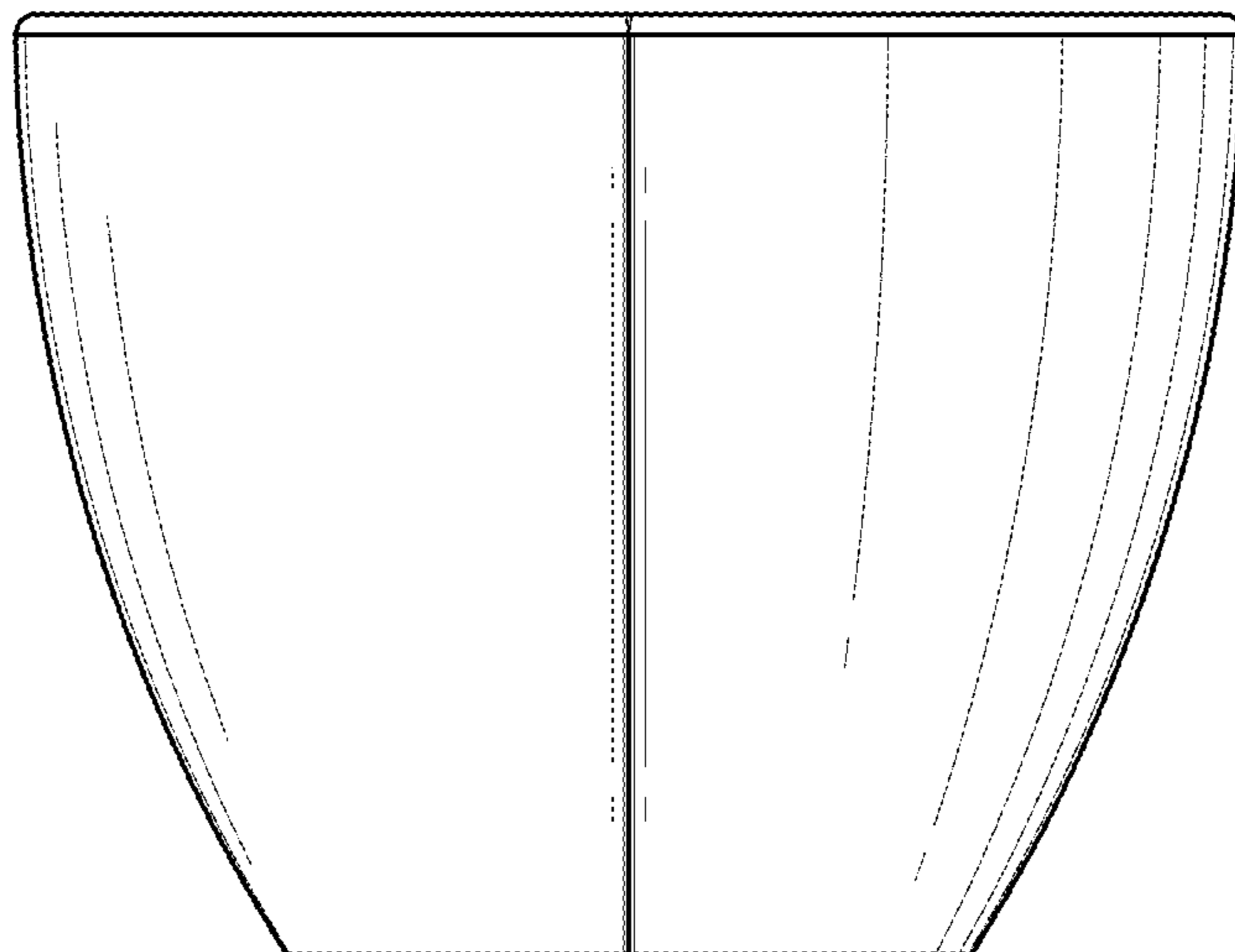


FIG. 5

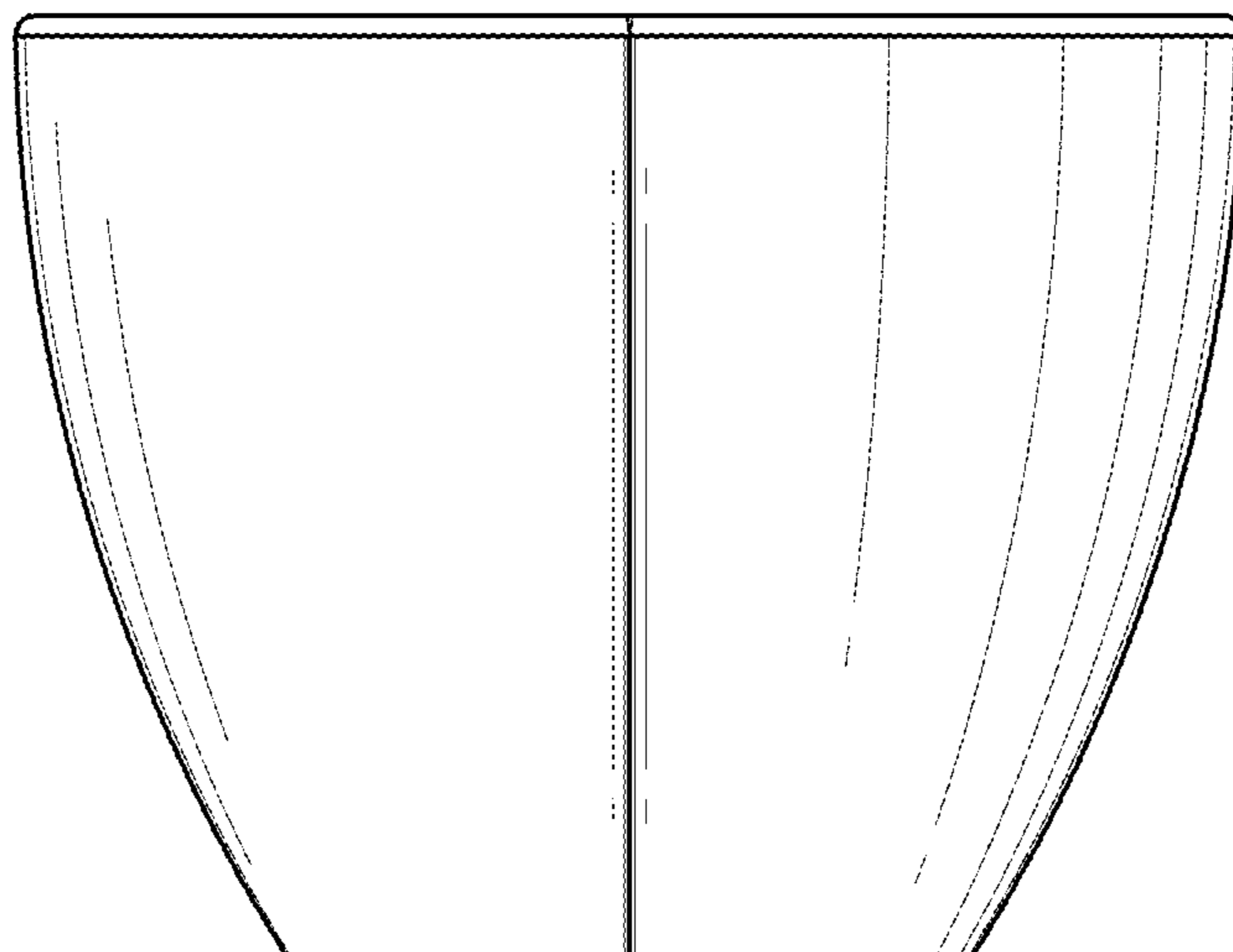


FIG. 6

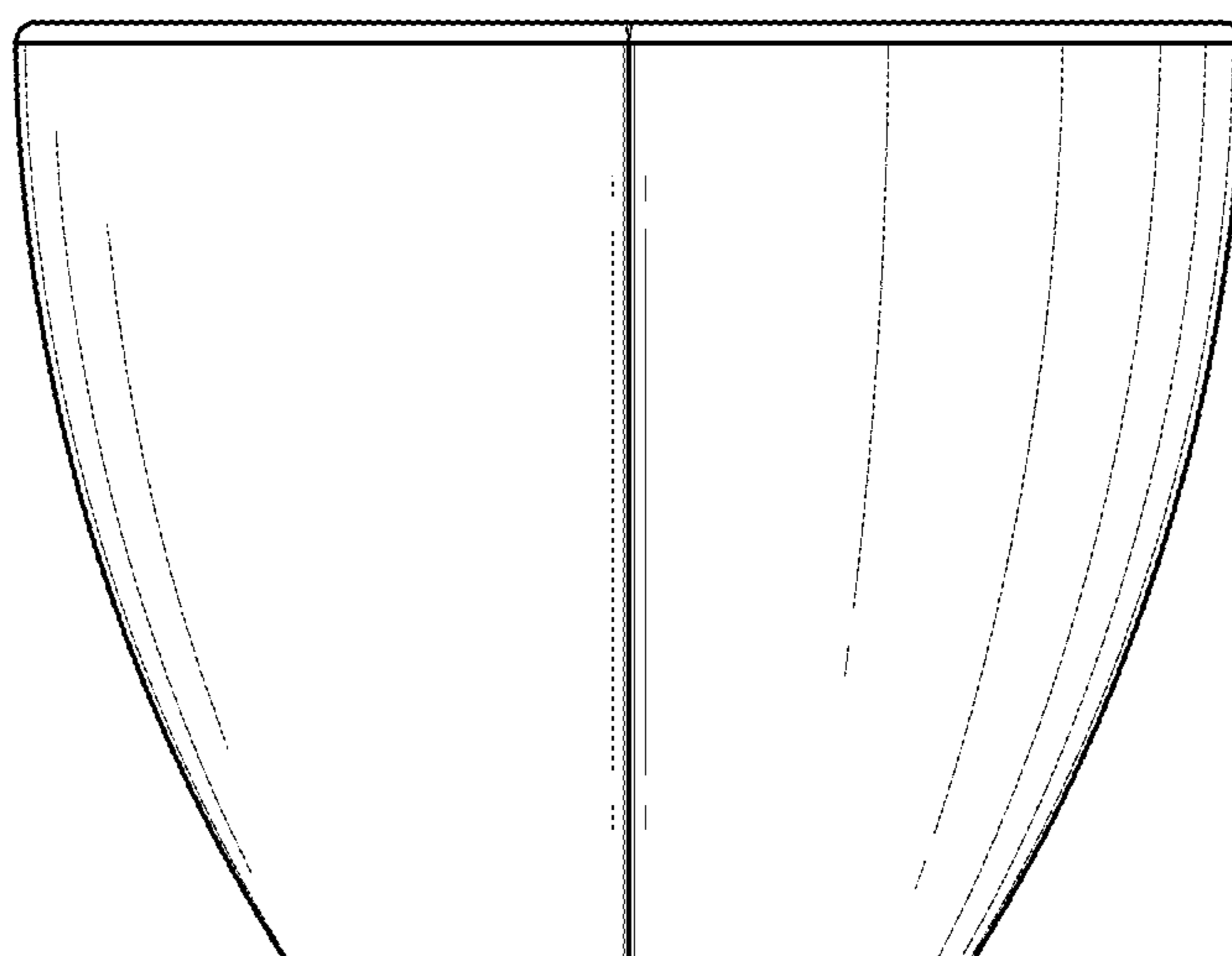


FIG. 7