



US00D883772S

(12) **United States Design Patent**
Maraia

(10) **Patent No.:** **US D883,772 S**

(45) **Date of Patent:** **** *May 12, 2020**

- (54) **STRAP FOR HOLDING OBJECTS**
- (71) Applicant: **Micah L. Maraia**, Menomonie, WI (US)
- (72) Inventor: **Micah L. Maraia**, Menomonie, WI (US)
- (*) Notice: This patent is subject to a terminal disclaimer.
- (**) Term: **15 Years**
- (21) Appl. No.: **29/626,692**
- (22) Filed: **Nov. 19, 2017**
- (51) **LOC (12) Cl.** **09-06**
- (52) **U.S. Cl.**
USPC **D8/356**
- (58) **Field of Classification Search**
USPC D8/356, 354; 381/384
CPC E02D 5/803; B63B 21/045; B63B 59/02;
B60D 1/18; B60P 7/0823; A44B 13/0029;
Y10T 24/3918; B65H 57/16
See application file for complete search history.

(56) **References Cited**

U.S. PATENT DOCUMENTS

- 2,871,592 A * 2/1959 Polzin G09F 3/005
24/574.1
- D378,578 S * 3/1997 Eberhardt D10/104.1
- D383,888 S * 9/1997 Smith D2/624
- 6,344,021 B1 * 2/2002 Juster A61N 2/06
600/15
- D471,231 S * 3/2003 Mayo D19/181
- D482,298 S * 11/2003 Matsui D11/220
- D495,972 S * 9/2004 Pettingill D11/220
- 7,238,081 B2 * 7/2007 Fildan A41C 3/12
450/86
- D613,479 S * 4/2010 Farmer D2/853
- D625,579 S * 10/2010 Lee D8/349

- D631,327 S * 1/2011 Maraia D8/356
- D660,740 S * 5/2012 Cullen D11/3
- D675,123 S * 1/2013 Nunez D11/3
- D693,992 S * 11/2013 Dinunzio D11/220
- D747,178 S * 1/2016 Rothbaum D8/356
- D747,957 S * 1/2016 Macadaan D8/356
- D770,991 S * 11/2016 Nakano D13/182
- D773,780 S * 12/2016 Canady D2/853
- D784,963 S * 4/2017 Saule D14/228
- D799,305 S * 10/2017 Mort D8/349
- D808,773 S * 1/2018 Rothbaum D8/356
- D811,334 S * 2/2018 Weng D13/133
- D811,335 S * 2/2018 Weng D13/133
- D817,155 S * 5/2018 Li D8/356
- 2004/0003487 A1 * 1/2004 Reiter A41F 1/002
24/303
- 2005/0255898 A1 * 11/2005 Huang H04B 1/3877
455/575.8
- 2006/0008106 A1 * 1/2006 Harper H04R 1/1033
381/374

(Continued)

Primary Examiner — Cynthia R Underwood

(74) *Attorney, Agent, or Firm* — Albert W Davis, Jr.

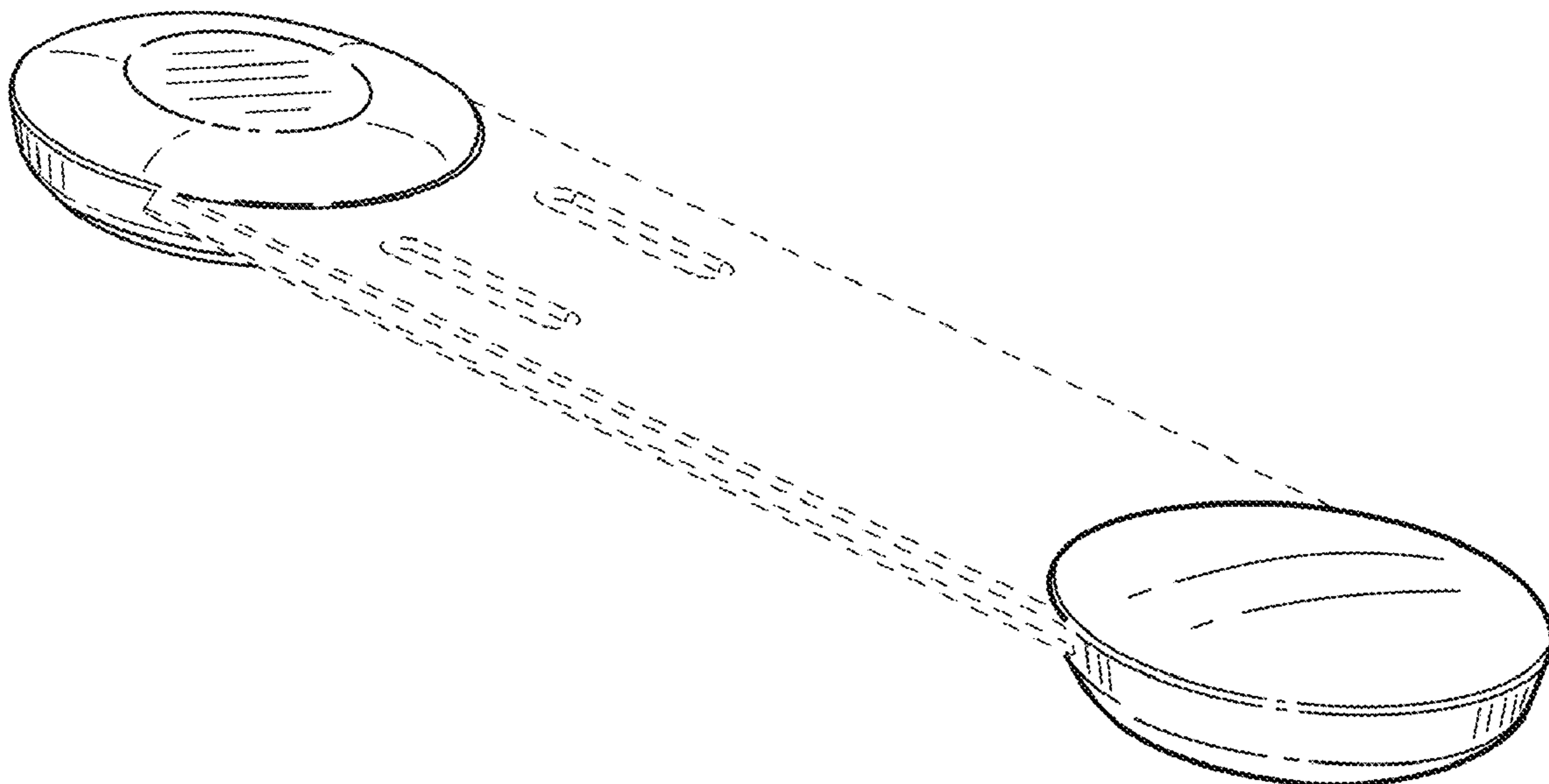
(57) **CLAIM**

The ornamental design for a strap for holding objects, as shown.

DESCRIPTION

FIG. 1 is a top perspective view of the strap for holding objects showing my new design;
 FIG. 2 is a front view thereof;
 FIG. 3 is a back view thereof;
 FIG. 4 is a right side view thereof;
 FIG. 5 is a left side view thereof;
 FIG. 6 is a top view thereof; and,
 FIG. 7 is a bottom view thereof.
 The broken line representations of portions of the remainder of the strap for organizing and / or identifying elongated objects in FIGS. 1-7 form no part the claimed design.

1 Claim, 4 Drawing Sheets



(56)

References Cited

U.S. PATENT DOCUMENTS

2007/0086617 A1* 4/2007 Loh H04R 1/1033
381/374

* cited by examiner

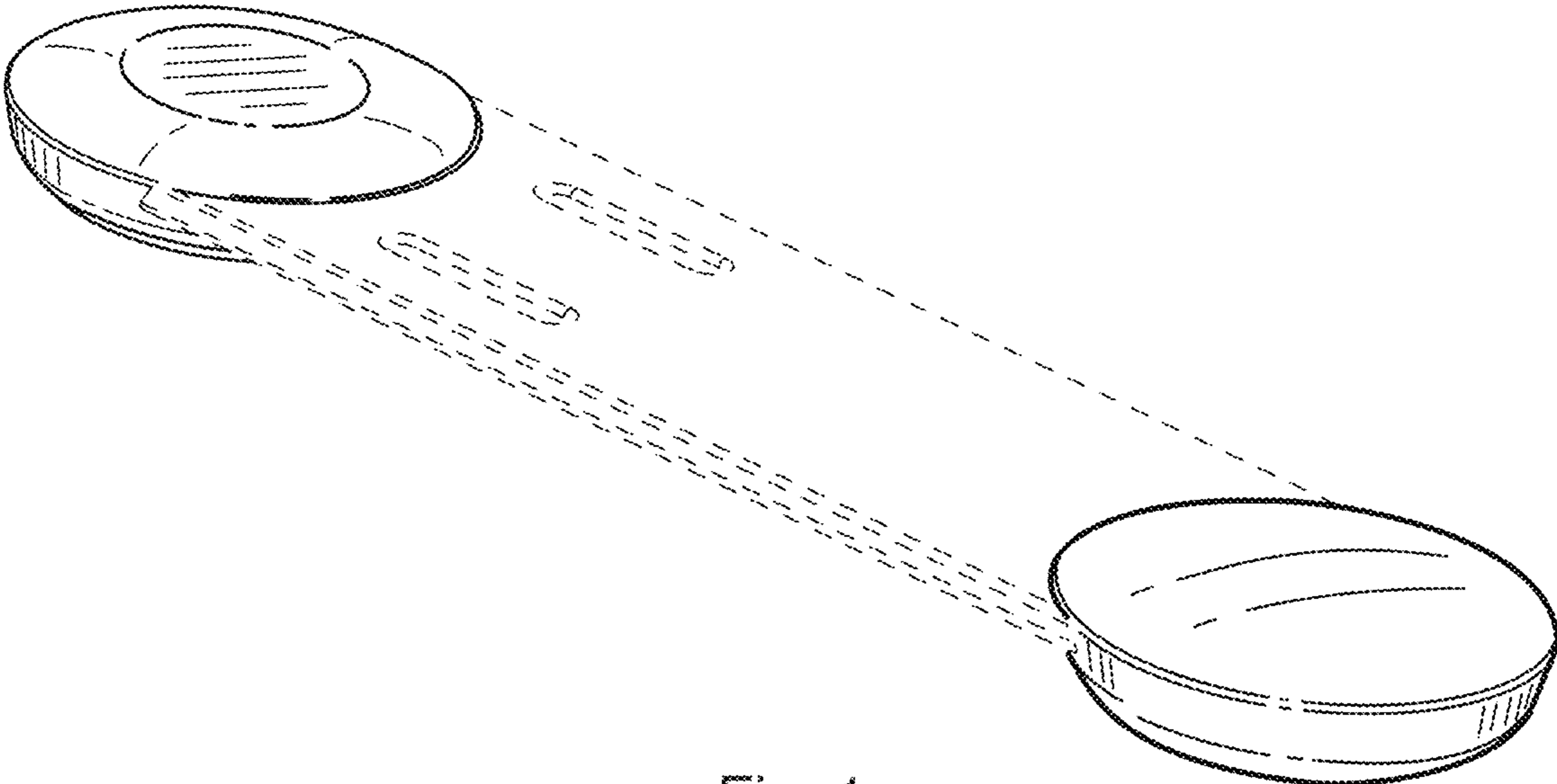


Fig. 1




Fig. 2




Fig. 3




Fig. 4




Fig. 5




Fig. 6




Fig. 7