



US00D883768S

(12) **United States Design Patent** (10) **Patent No.:** **US D883,768 S**
Cruver, IV et al. (45) **Date of Patent:** **** May 12, 2020**

(54) **APPLIANCE DOOR HANDLE**

(71) Applicant: **Sub-Zero Group, Inc.**, Madison, WI (US)

(72) Inventors: **Curtis Leroy Cruver, IV**, Elmhurst, IL (US); **William Cesare Cesaroni**, Glenview, IL (US)

(73) Assignee: **SUB-ZERO GROUP, INC.**, Madison, WI (US)

(**) Term: **15 Years**

(21) Appl. No.: **29/675,296**

(22) Filed: **Dec. 31, 2018**

Related U.S. Application Data

(62) Division of application No. 29/561,705, filed on Apr. 19, 2016, now Pat. No. Des. 840,784, which is a (Continued)

(51) **LOC (12) Cl.** **08-06**

(52) **U.S. Cl.**
USPC **D8/316**

(58) **Field of Classification Search**
USPC D8/300, 315–320, DIG. 1; D23/250, 254, D23/303–305; D99/11; D6/546, 549; D7/393, 394, 402; 211/16; 16/110.1, 16/412, 413, 415, 419, 422, 424, 425, 16/DIG. 19; D15/89
CPC Y10T 16/469; Y10T 16/44; Y10T 16/458; Y10T 16/498; Y10T 16/476; Y10T 16/459; Y10T 16/466; Y10T 16/4713; Y10T 16/4644; Y10T 16/513; Y10T 16/509; Y10T 16/473; Y10T 16/462; Y10T 16/4701; Y10T 74/20732; Y10T 29/49826; Y10T 16/4719; Y10T 16/455; Y10T 16/4559; Y10T 74/20828; Y10T 74/20738; Y10T 74/20762; Y10T 16/4628; Y10T

(Continued)

(56) **References Cited**

U.S. PATENT DOCUMENTS

D190,266 S * 5/1961 Watt D8/316
D193,698 S * 9/1962 Hawk D8/316

(Continued)

Primary Examiner — Lauren R Calve

(74) *Attorney, Agent, or Firm* — Bell & Manning, LLC

(57) **CLAIM**

We claim the ornamental design for an appliance door handle, as shown and described.

DESCRIPTION

FIG. 1 is a front, right perspective view including an environment of use of an appliance door handle showing our new design, wherein the appliance door handle is shown mounted on a right side of a refrigerator door;

FIG. 2 is a front, right perspective view of the appliance door handle of FIG. 1;

FIG. 3 is a back, left perspective view of the appliance door handle of FIG. 1;

FIG. 4 is a top view of the appliance door handle of FIG. 1; FIG. 5 is a bottom view of the appliance door handle of FIG. 1;

FIG. 6 is a right side view of the appliance door handle of FIG. 1;

FIG. 7 is a back view of the appliance door handle of FIG. 1;

FIG. 8 is a front view of the appliance door handle of FIG. 1; and,

FIG. 9 is a left side view of the appliance door handle of FIG. 1.

The broken lines in FIG. 1 are included for the purpose of illustrating portions of the environment in which the appliance door handle is used and form no part of the claimed design.

1 Claim, 4 Drawing Sheets



Related U.S. Application Data

division of application No. 29/455,078, filed on Feb. 7, 2013, now abandoned.

(58) **Field of Classification Search**

CPC 74/20864; Y10T 16/4567; Y10T 16/4576;
Y10T 16/501; Y10T 16/86

See application file for complete search history.

(56) **References Cited**

U.S. PATENT DOCUMENTS

D223,902	S	*	6/1972	Kuniansky	D25/48.3
D263,661	S	*	4/1982	Thompson	D6/549
D416,992	S	*	11/1999	Neufeld	D23/304
D450,212	S	*	11/2001	Gottwald	D6/549
D512,544	S	*	12/2005	Jeong	D32/3
D540,086	S	*	4/2007	Kirar	D6/549
D541,132	S	*	4/2007	Huxhold	D8/316
D556,794	S	*	12/2007	Vaughn	D15/89
D587,067	S	*	2/2009	Kim	D7/402
D597,820	S	*	8/2009	Kirk	D8/300
D610,173	S	*	2/2010	Kim	D15/89
D610,594	S	*	2/2010	Martin	D15/89
D612,677	S	*	3/2010	Jeon	D15/89
D654,310	S	*	2/2012	Benold	D7/402
D654,311	S	*	2/2012	Benold	D7/402
D708,705	S	*	7/2014	Ryu	D23/228
D737,653	S	*	9/2015	Fuller	D8/316
D741,684	S	*	10/2015	Park	D8/319
D763,656	S	*	8/2016	Lee	D8/317
D840,784	S	*	2/2019	Cruver, IV	D8/316
2014/0304944	A1	*	10/2014	Carr	A47L 15/4257 16/110.1

* cited by examiner




FIG. 1




FIG. 2




FIG. 3

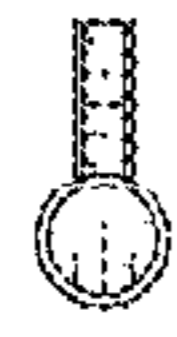


FIG. 4

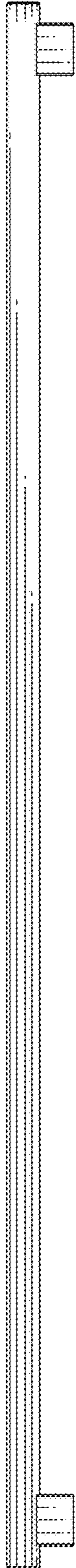


FIG. 6



FIG. 5



FIG. 7




FIG. 8



FIG. 9