



US00D883765S

(12) **United States Design Patent** (10) **Patent No.:** **US D883,765 S**
Schwartzkopf (45) **Date of Patent:** **** May 12, 2020**

(54) **TOOL BIT** 6,951,158 B1 10/2005 Edland
7,114,418 B1 * 10/2006 Allen B25B 13/48
81/439
(71) Applicant: **National Nail Corp.**, Grand Rapids, MI (US) 7,730,812 B2 6/2010 Edland
8,739,660 B2 6/2014 Edland et al.
D769,690 S * 10/2016 Campbell, II F16B 23/003
D8/86
(72) Inventor: **Todd E. A. Schwartzkopf**, Hudsonville, MI (US) 9,562,557 B2 * 2/2017 Ross F16B 23/003
D833,247 S * 11/2018 Huang D8/86
(73) Assignee: **NATIONAL NAIL CORP.**, Grand Rapids, MI (US) 2005/0098000 A1 * 5/2005 Brooks B25B 15/008
81/439
2005/0098001 A1 * 5/2005 Walker B25B 13/06
81/439
(**) Term: **15 Years** 2005/0172761 A1 8/2005 Brooks
(Continued)

(21) Appl. No.: **29/678,290**
(22) Filed: **Jan. 28, 2019**
(51) **LOC (12) Cl.** **08-04**
(52) **U.S. Cl.**
USPC **D8/86**
(58) **Field of Classification Search**
USPC D8/14, 21, 82, 83, 84, 85, 86; D15/139
CPC B25B 15/00; B25B 15/001; B25B 15/005;
B25B 15/007; B25B 15/02; B25B 15/004;
B25B 15/008; B23K 20/1255; F16B
23/003
See application file for complete search history.

(56) **References Cited**
U.S. PATENT DOCUMENTS
2,800,829 A 7/1957 West
3,463,209 A 8/1969 Podolsky
3,812,757 A * 5/1974 Reiland F16B 23/0092
411/5
5,291,811 A * 3/1994 Goss B25B 13/065
411/404
5,555,781 A * 9/1996 Pool B25B 13/481
81/177.5
6,098,499 A * 8/2000 Pool B25B 27/18
81/441
6,575,057 B1 * 6/2003 Ploeger B25B 13/48
81/441

Primary Examiner — Philip S Hyder
(74) *Attorney, Agent, or Firm* — Warner Norcross + Judd, LLP


(57) **CLAIM**

The ornamental design for a tool bit, as shown and described.

DESCRIPTION

FIG. 1 is an upper perspective view of the tool bit embodying the new design;
FIG. 2 is an enlarged perspective view of area II in FIG. 1;
FIG. 3 is a top view thereof;
FIG. 4 is a left side view thereof, the right side view being a mirror image thereof; and,
FIG. 5 is a front view thereof, the rear view being a mirror image thereof.
FIGS. 1-5 show features of a tool bit in broken lines. These features are shown for environmental purposes and do not form any part of the claimed design. The broken lines immediately adjacent the solid line portions of the design form the boundary of the design, with the broken lines forming no part of the claimed design.

1 Claim, 2 Drawing Sheets



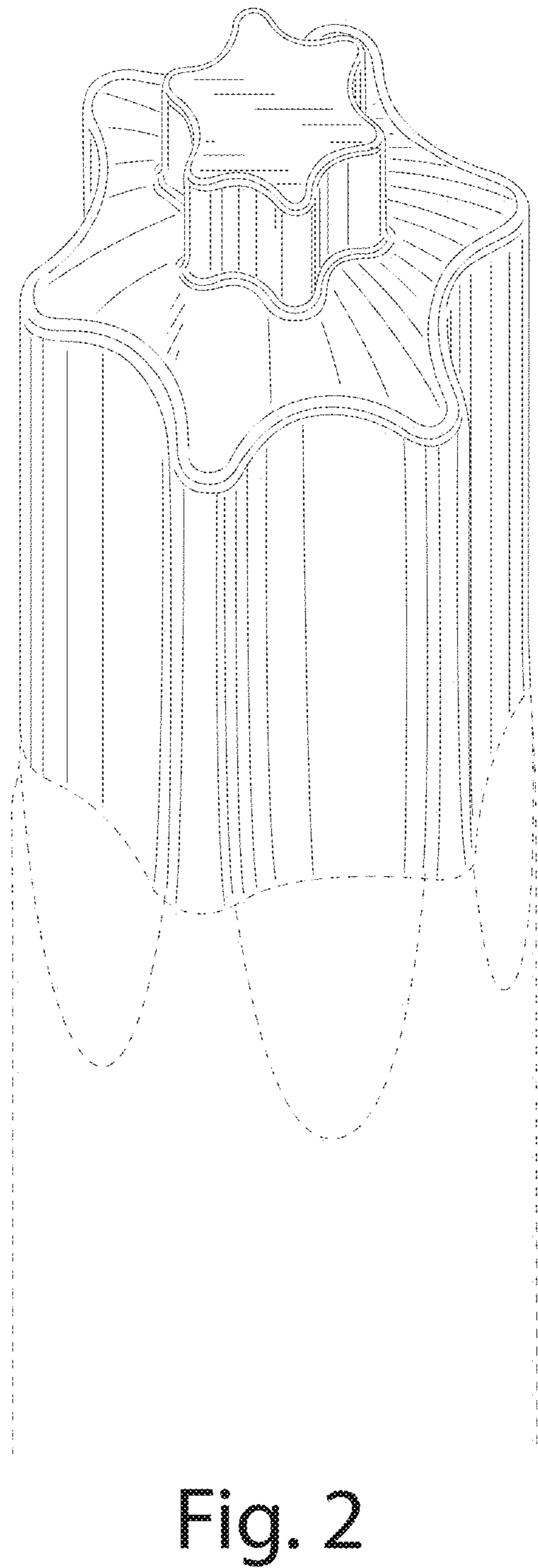
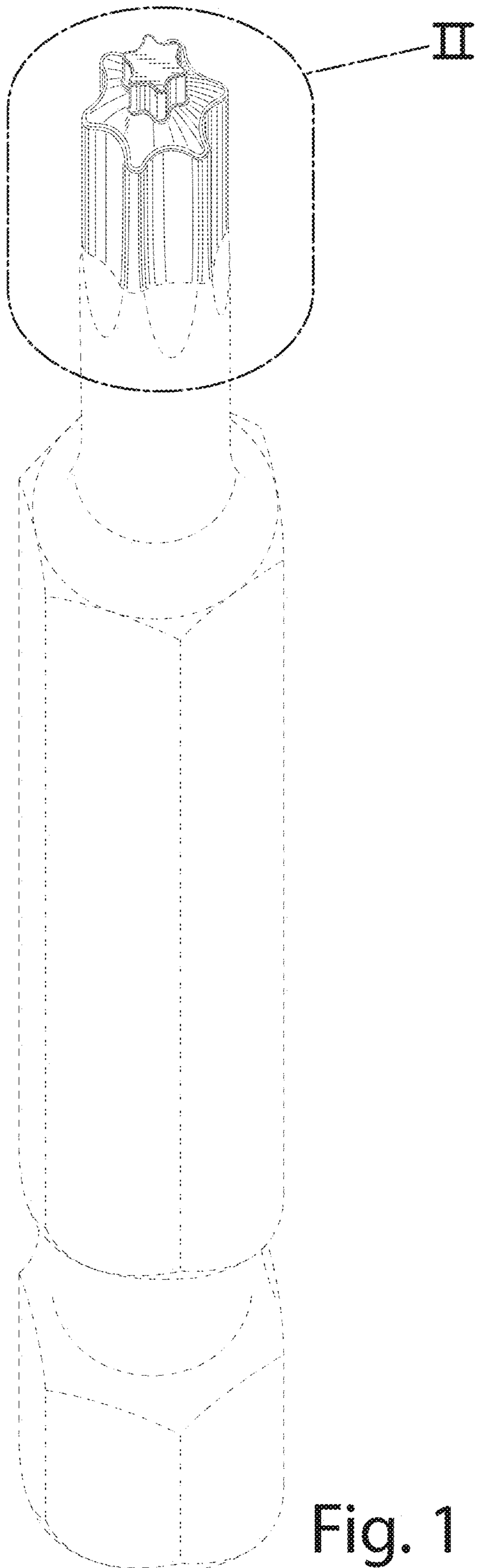
(56)

References Cited

U.S. PATENT DOCUMENTS

2008/0226423 A1* 9/2008 Brooks F16B 23/0053
411/410
2010/0269644 A1* 10/2010 Edland B25B 15/005
81/460
2013/0068075 A1* 3/2013 Stiebitz B25B 15/005
81/460
2014/0060268 A1 3/2014 Goss
2017/0106507 A1* 4/2017 Campbell B25B 15/005

* cited by examiner



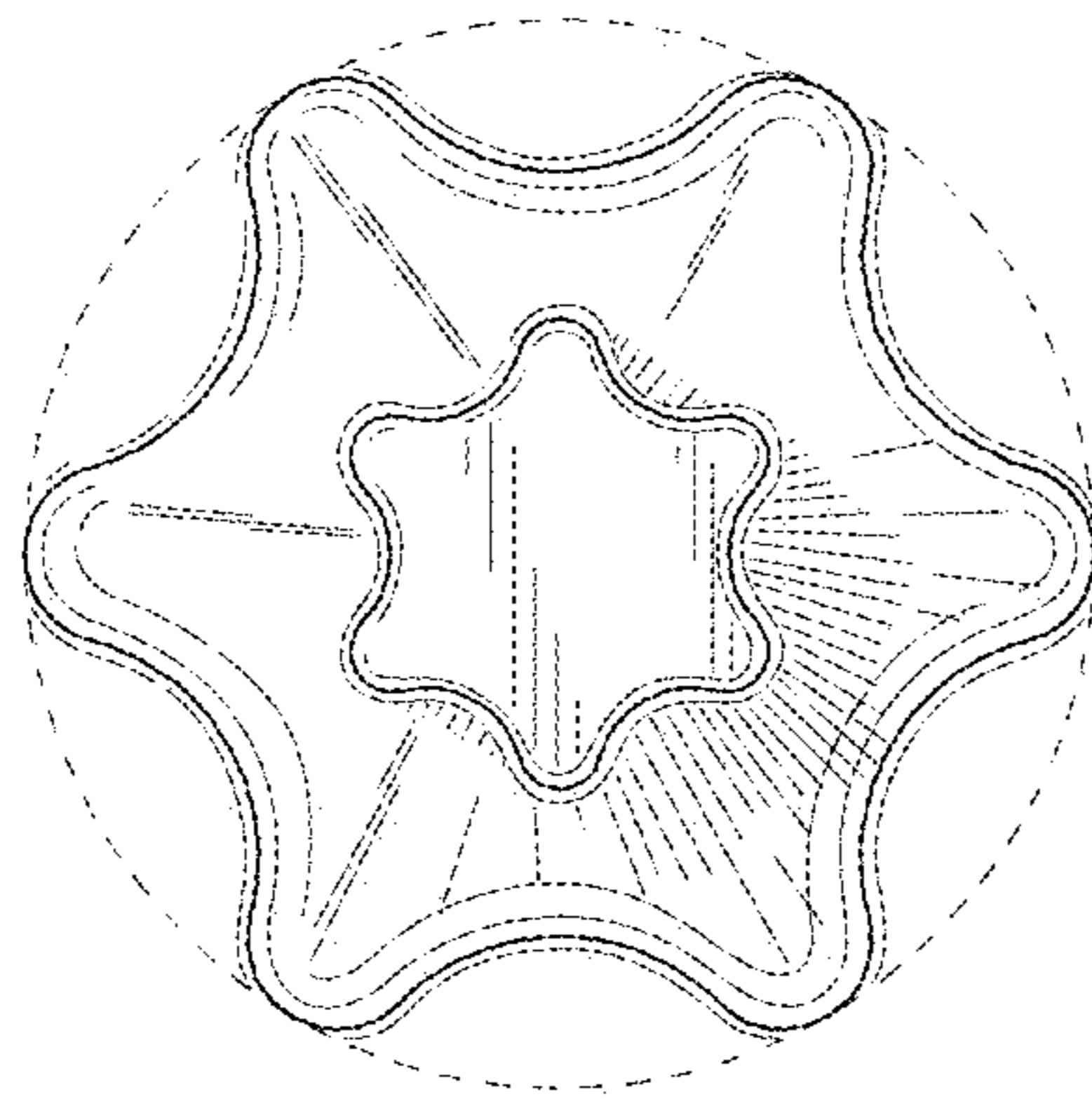


Fig. 3

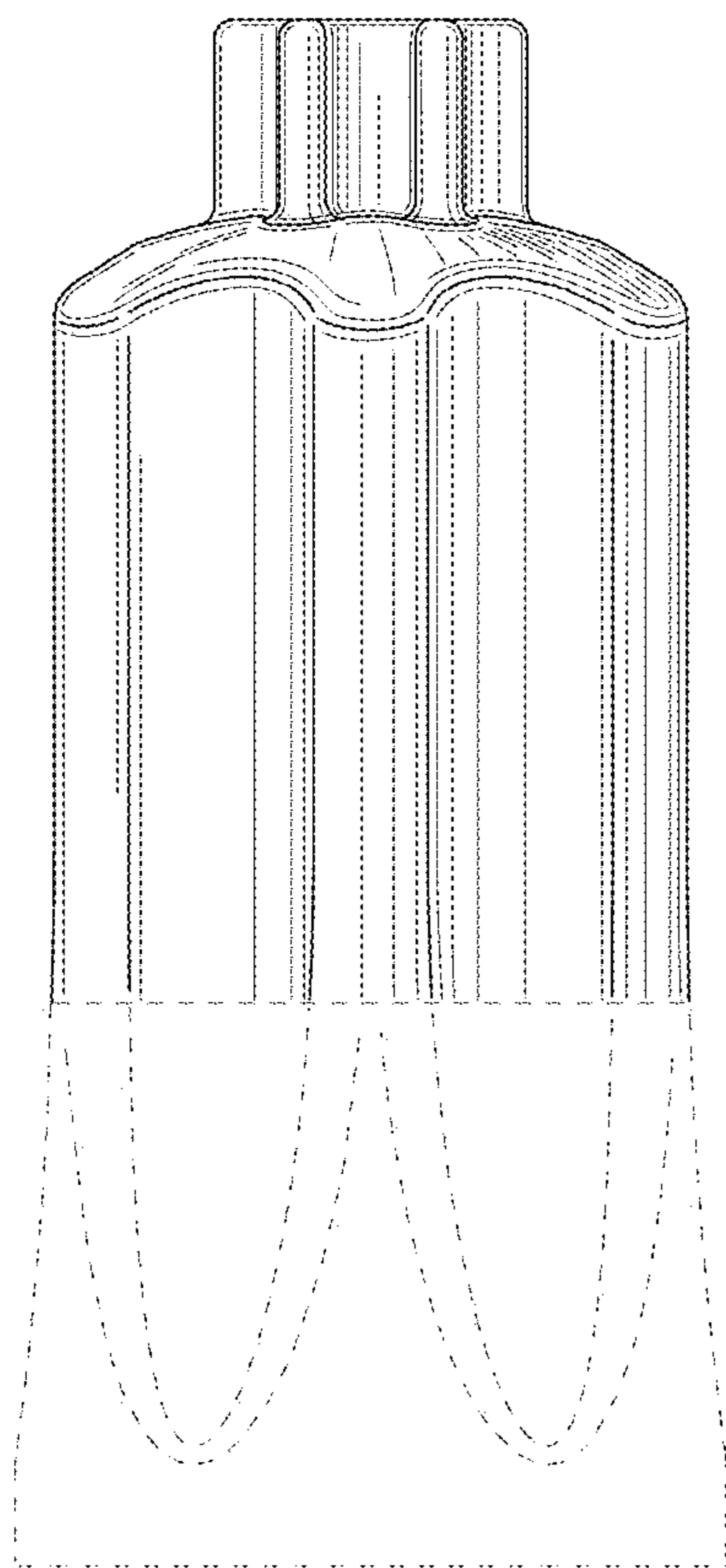


Fig. 4




Fig. 5