



US00D883754S

(12) **United States Design Patent** (10) **Patent No.:** **US D883,754 S**
Xu (45) **Date of Patent:** **** May 12, 2020**

(54) **MULTIFUNCTIONAL PORTABLE LUNCH BOX**

(71) Applicant: **Jingsheng Xu**, Hunan (CN)

(72) Inventor: **Jingsheng Xu**, Hunan (CN)

(**) Term: **15 Years**

(21) Appl. No.: **29/641,783**

(22) Filed: **Mar. 24, 2018**

(30) **Foreign Application Priority Data**

Feb. 2, 2018 (CN) 20180051862

(51) **LOC (12) Cl.** **07-01**

(52) **U.S. Cl.**
USPC **D7/629**

(58) **Field of Classification Search**
USPC D7/602, 609, 629, 630, 701, 703, 391,
D7/392.1, 397; D9/416, 424, 425, 426,
D9/430, 432, 435, 761; D19/102, 106;
D3/201, 203.6, 273
CPC ... B65D 1/26; B65D 1/40; B65D 5/24; B65D
81/34; B65D 81/3453; B65D 2581/34;
B65D 2581/3437

See application file for complete search history.

(56) **References Cited**

U.S. PATENT DOCUMENTS

D369,282 S * 4/1996 Arduini D7/542
D517,311 S * 3/2006 Kim D3/218
D562,083 S * 2/2008 Lown D7/629
D697,764 S * 1/2014 Carlson D7/602
D698,614 S * 2/2014 Duvigneau D7/629
8,733,550 B2 * 5/2014 Harvey B65D 53/02
206/508

D730,699 S * 6/2015 Mok D7/602
D742,737 S * 11/2015 Huang D9/425
D758,805 S * 6/2016 Myoung D7/629
D759,421 S * 6/2016 Wiggins D7/602
D801,754 S * 11/2017 Neumann A45C 11/20
D7/629
D803,637 S * 11/2017 Feng D7/629
D815,924 S * 4/2018 Croft D7/629
2005/0006390 A1 * 1/2005 Wang B65D 45/30
220/326
2005/0035125 A1 * 2/2005 Bae B65D 43/0218
220/326
2014/0103033 A1 * 4/2014 Beckman B65D 25/04
220/4.01

* cited by examiner

Primary Examiner — Derrick E Holland

Assistant Examiner — Andrew Kerr

(74) *Attorney, Agent, or Firm* — Wayne & Ken, LLC;
Tony Hom

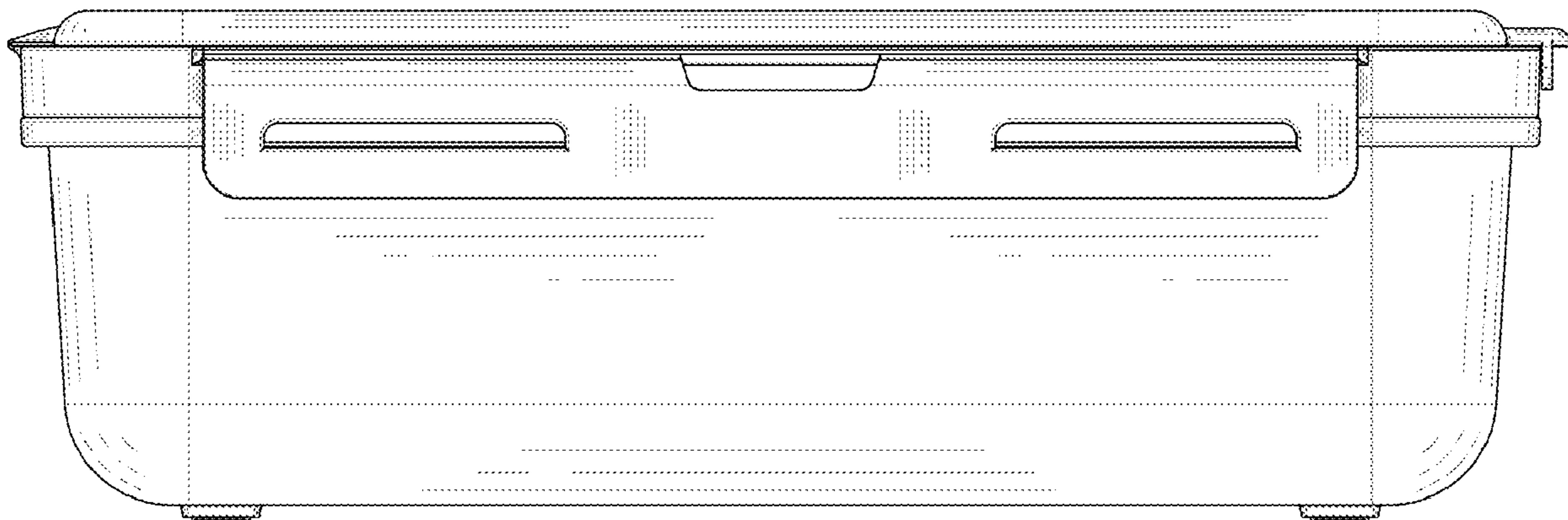
(57) **CLAIM**

The ornamental design for a multifunctional portable lunch box, as shown and described.

DESCRIPTION

FIG. 1 is a front view of a multifunctional portable lunch box showing my new design;
FIG. 2 is a back view thereof;
FIG. 3 is a left view thereof;
FIG. 4 is a right view thereof;
FIG. 5 is a top view thereof;
FIG. 6 is a bottom view thereof;
FIG. 7 is a perspective view thereof; and,
FIG. 8 is another perspective view thereof.

1 Claim, 8 Drawing Sheets



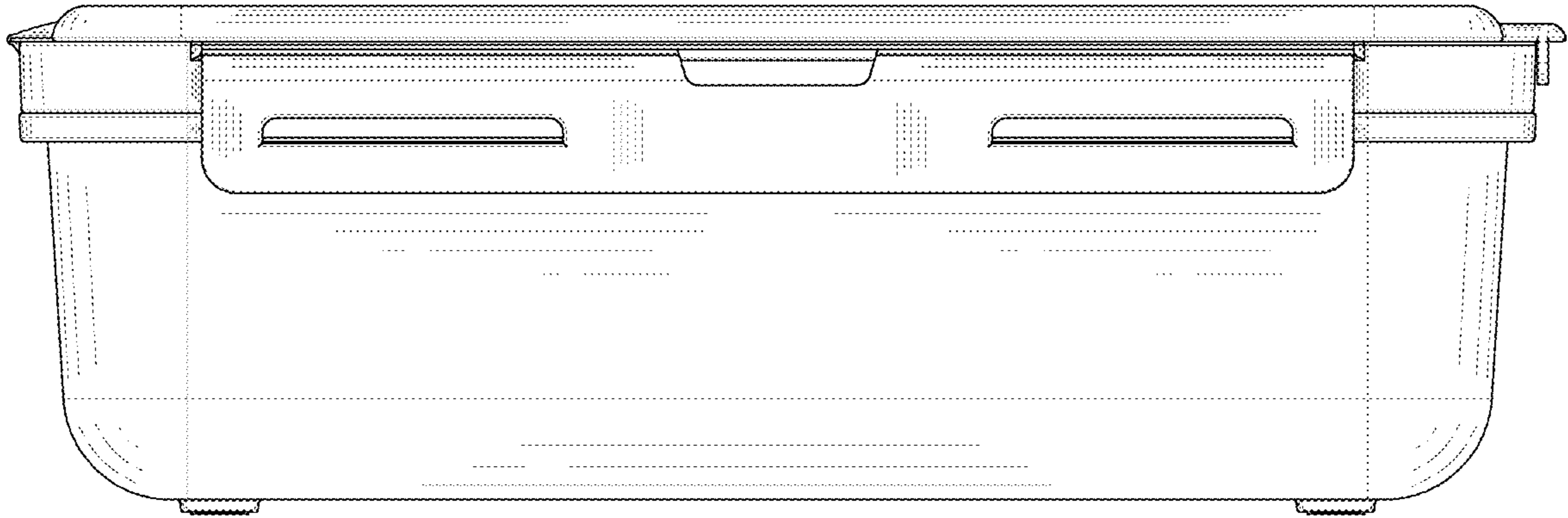


Fig. 1

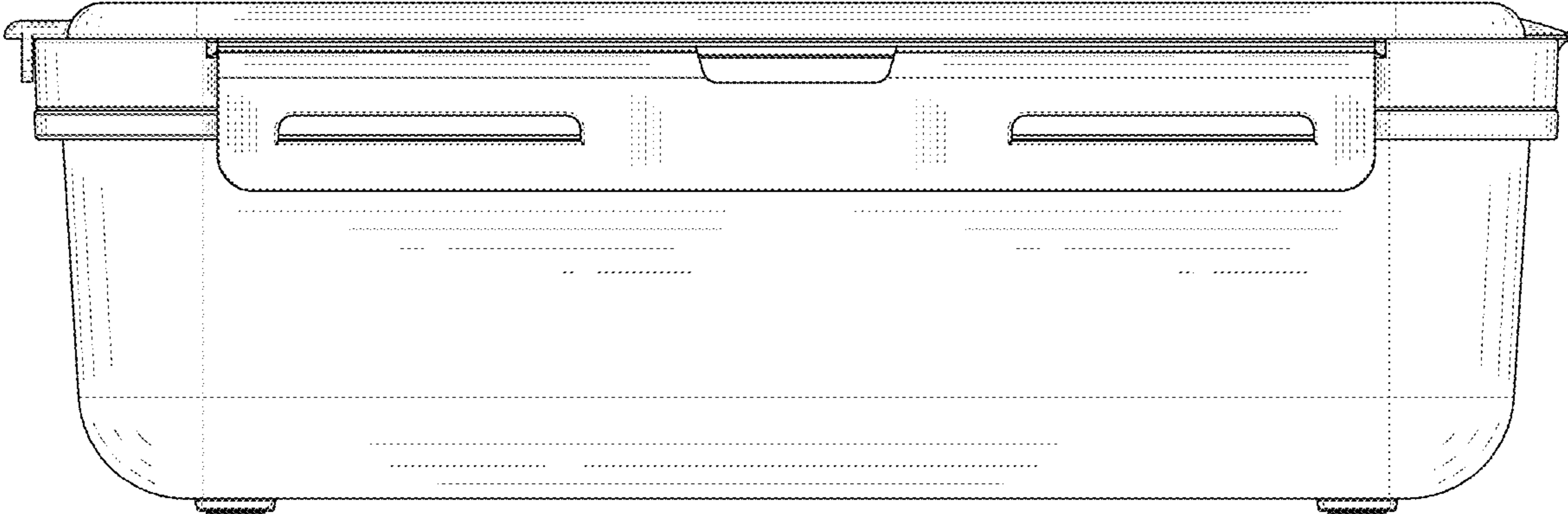


Fig. 2




Fig. 3

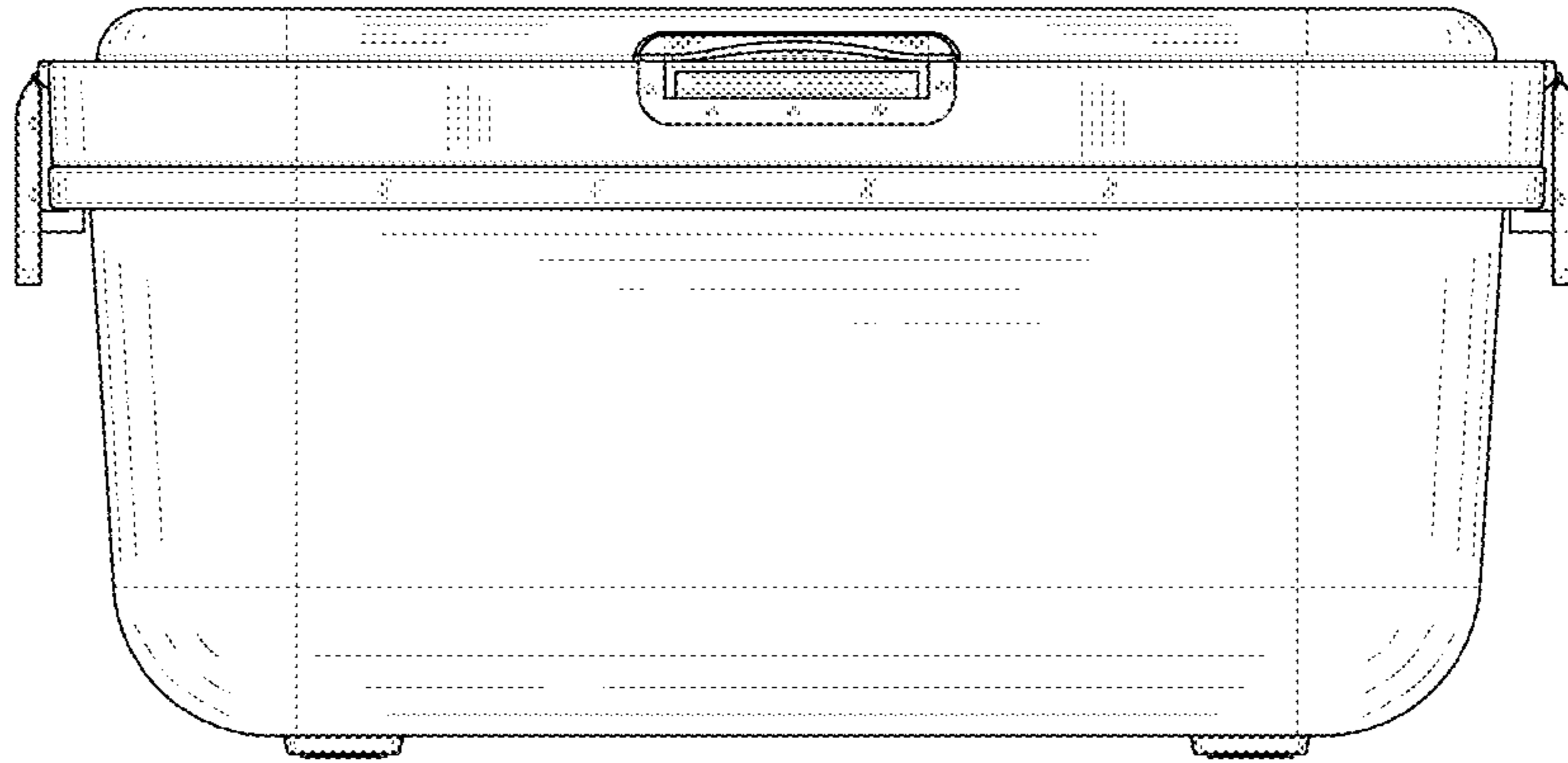


Fig. 4




Fig. 5




Fig. 6

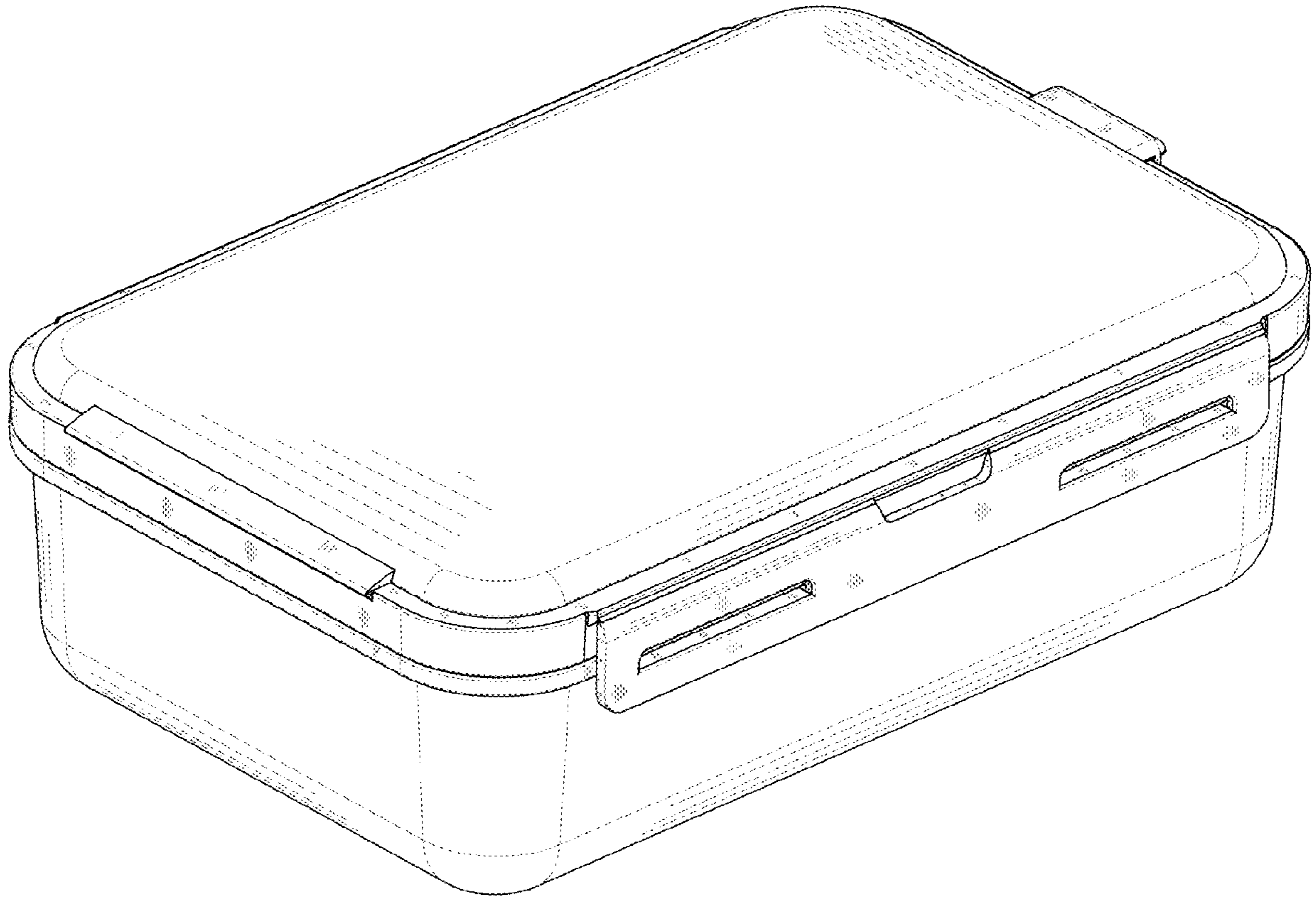


Fig. 7

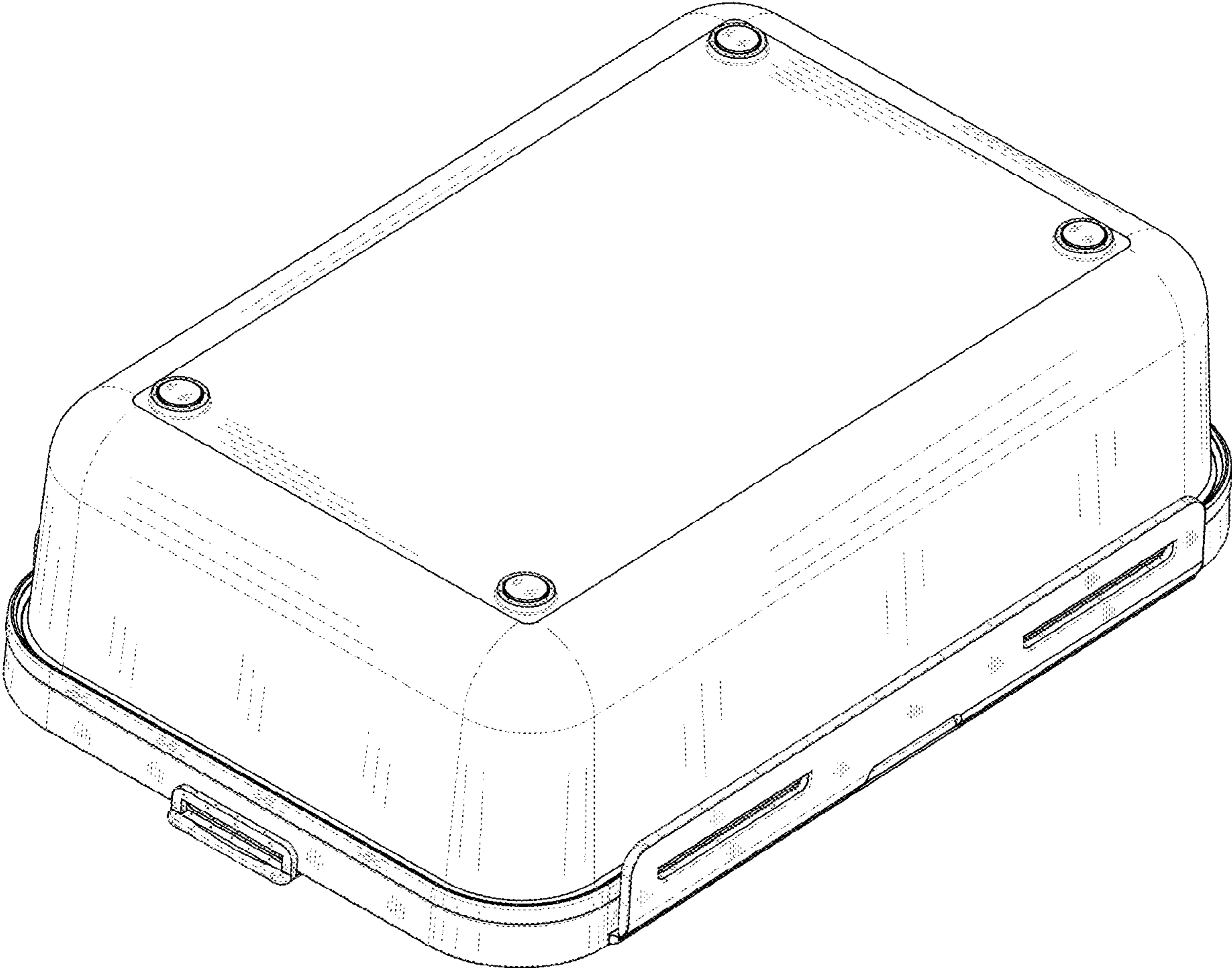


Fig. 8