



US00D883734S

(12) **United States Design Patent**
Zemel et al.

(10) **Patent No.:** **US D883,734 S**
(45) **Date of Patent:** **** May 12, 2020**

- (54) **COLLAPSIBLE FOOD TENT**
- (71) Applicant: **Mr. Bar-B-Q Products LLC**, Melville, NY (US)
- (72) Inventors: **Marc Zemel**, Melville, NY (US);
Joanne Rudis, Melville, NY (US)
- (73) Assignee: **MR. BAR-B-Q PRODUCTS LLC**, Melville, NY (US)
- (**) Term: **15 Years**
- (21) Appl. No.: **29/672,265**
- (22) Filed: **Dec. 4, 2018**
- (51) **LOC (12) Cl.** **07-02**
- (52) **U.S. Cl.**
USPC **D7/391**
- (58) **Field of Classification Search**
USPC D7/391, 392, 392.1, 393, 397, 629;
D9/414, 424-432, 435, 451-452
CPC A22C 25/025; A45C 7/0077; A45F 3/52;
A47C 17/70; A47G 19/26; A47J 36/027;
A47J 36/06; A47J 36/2483; A47J 37/10;
A47J 37/101; A47J 47/005; B65D
21/0209; B65D 43/00; B65D 43/02;
B65D 43/022; B65D 43/161; B65D
43/162; B65D 45/00; B65D 45/16; B65D
45/18; B65D 51/16; B65D 51/1683;
B65D 51/1688; B65D 51/1694; B65F
1/1615; E04H 15/32; E04H 15/36; E04H
15/40

See application file for complete search history.

(56) **References Cited**

U.S. PATENT DOCUMENTS

- 1,395,976 A * 11/1921 Riley A47G 19/26
312/137
- 1,437,219 A * 11/1922 Berthon A47G 19/26
135/132

- 2,307,569 A * 1/1943 Connors A47G 19/26
135/137
- 3,848,279 A * 11/1974 Ibsen, Jr. A47C 17/70
5/113
- 4,210,073 A * 7/1980 Weiss A47J 36/2483
126/281
- 5,311,813 A * 5/1994 Fairbanks A47J 47/005
135/126
- 5,832,943 A * 11/1998 Johnson E04H 15/36
135/124
- 6,527,635 B1 * 3/2003 Lundy A22C 25/025
452/105
- 6,772,883 B2 * 8/2004 Lindamood A45C 7/0077
150/165
- 7,137,399 B1 * 11/2006 Ransom E04H 15/32
135/128
- 8,899,253 B1 * 12/2014 Watson E04H 15/40
135/125
- 2008/0000398 A1 * 1/2008 Barkley A47G 19/26
108/90

(Continued)

Primary Examiner — Ricky Pham

(74) *Attorney, Agent, or Firm* — Carter, DeLuca & Farrell LLP

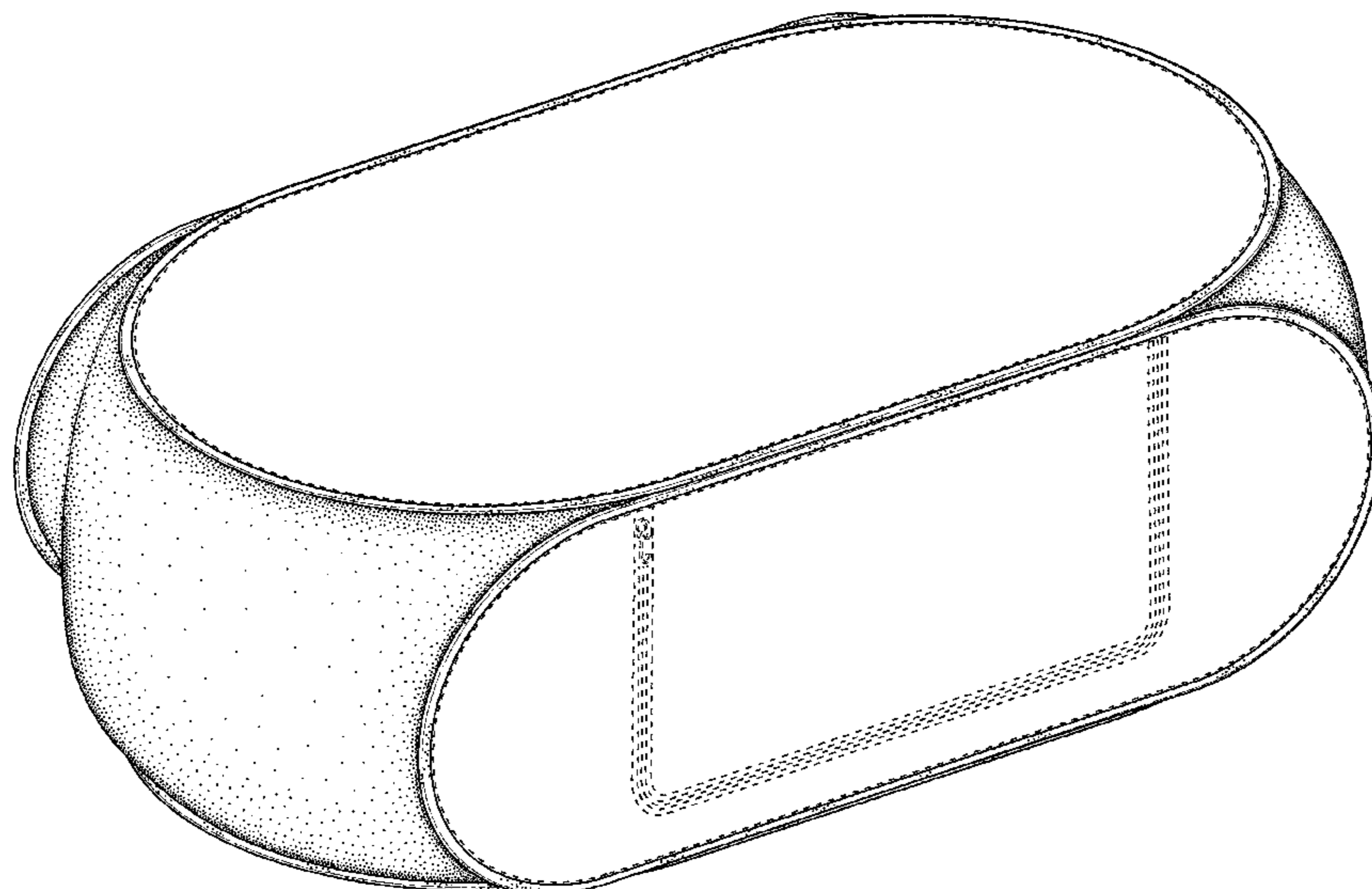
(57) **CLAIM**

The ornamental design for a collapsible food tent, as shown and described.

DESCRIPTION

FIG. 1 is a perspective view of a collapsible food tent in accordance with the present design;
 FIG. 2 is a right side elevational view thereof,
 FIG. 3 is a left side elevational view thereof;
 FIG. 4 is a front elevational view thereof;
 FIG. 5 is a rear elevational view thereof;
 FIG. 6 is a top plan view thereof; and,
 FIG. 7 is a bottom plan view thereof.
 The broken lines shown in the drawings illustrate portions of the collapsible food tent that form no part of the claimed design.

1 Claim, 7 Drawing Sheets



(56)

References Cited

U.S. PATENT DOCUMENTS

2009/0084798 A1* 4/2009 Rothweil A45F 3/52
220/666

* cited by examiner

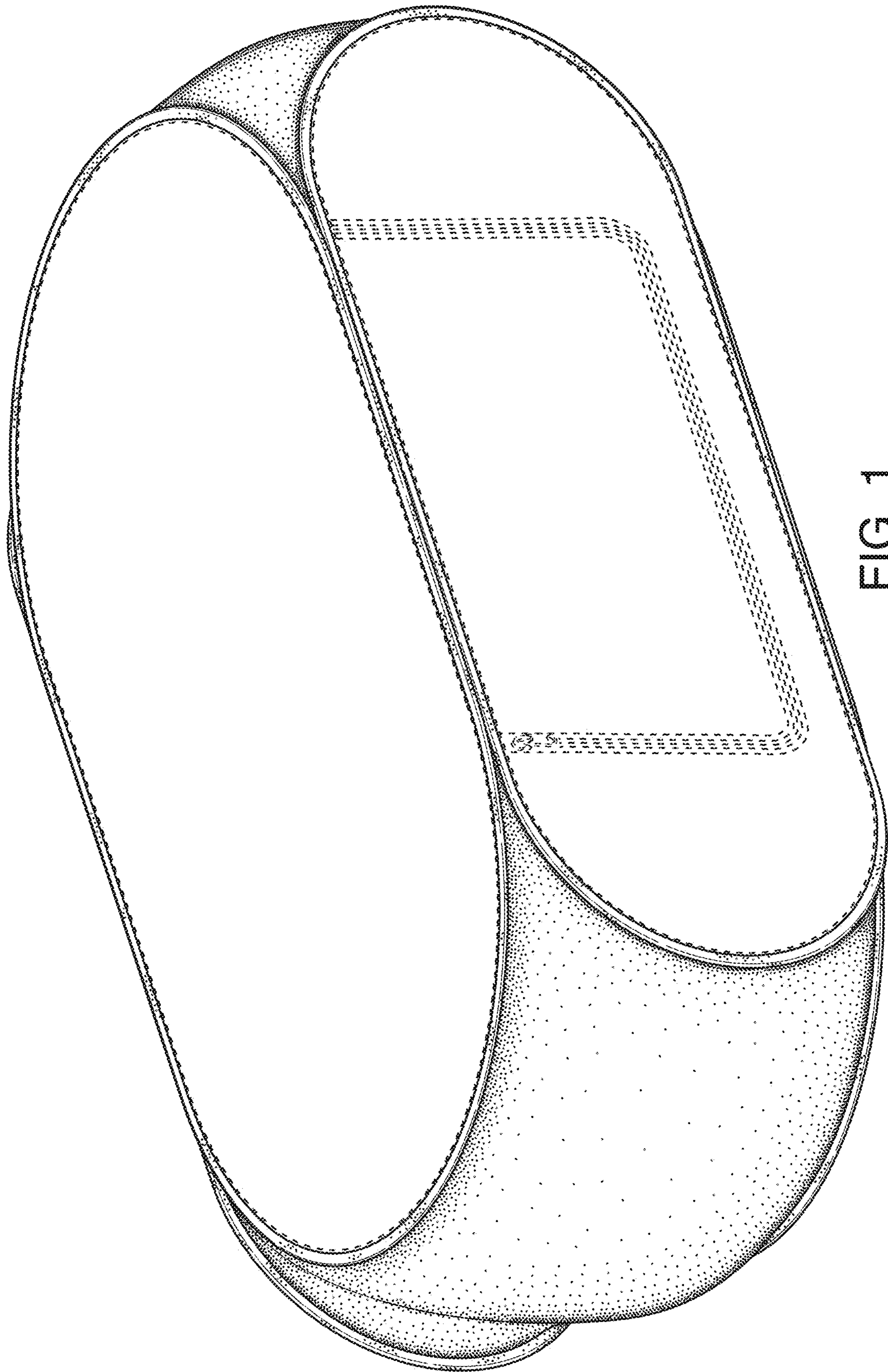


FIG. 1




FIG. 2




FIG. 3




FIG. 4

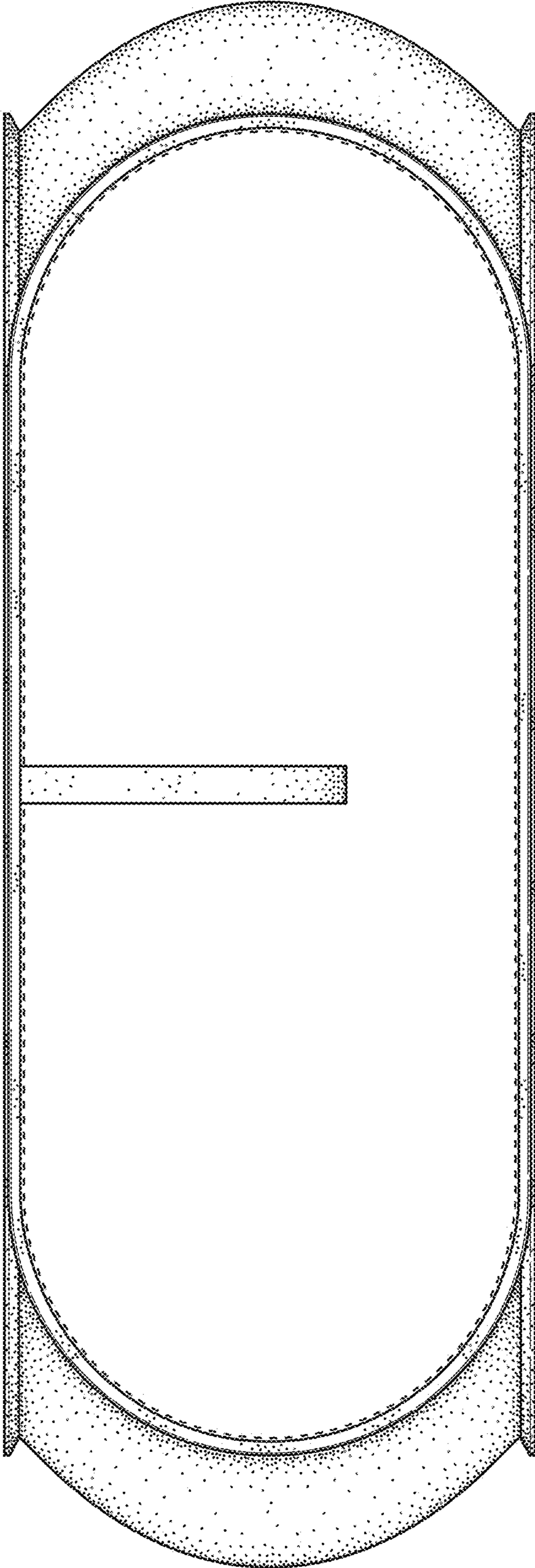


FIG. 5

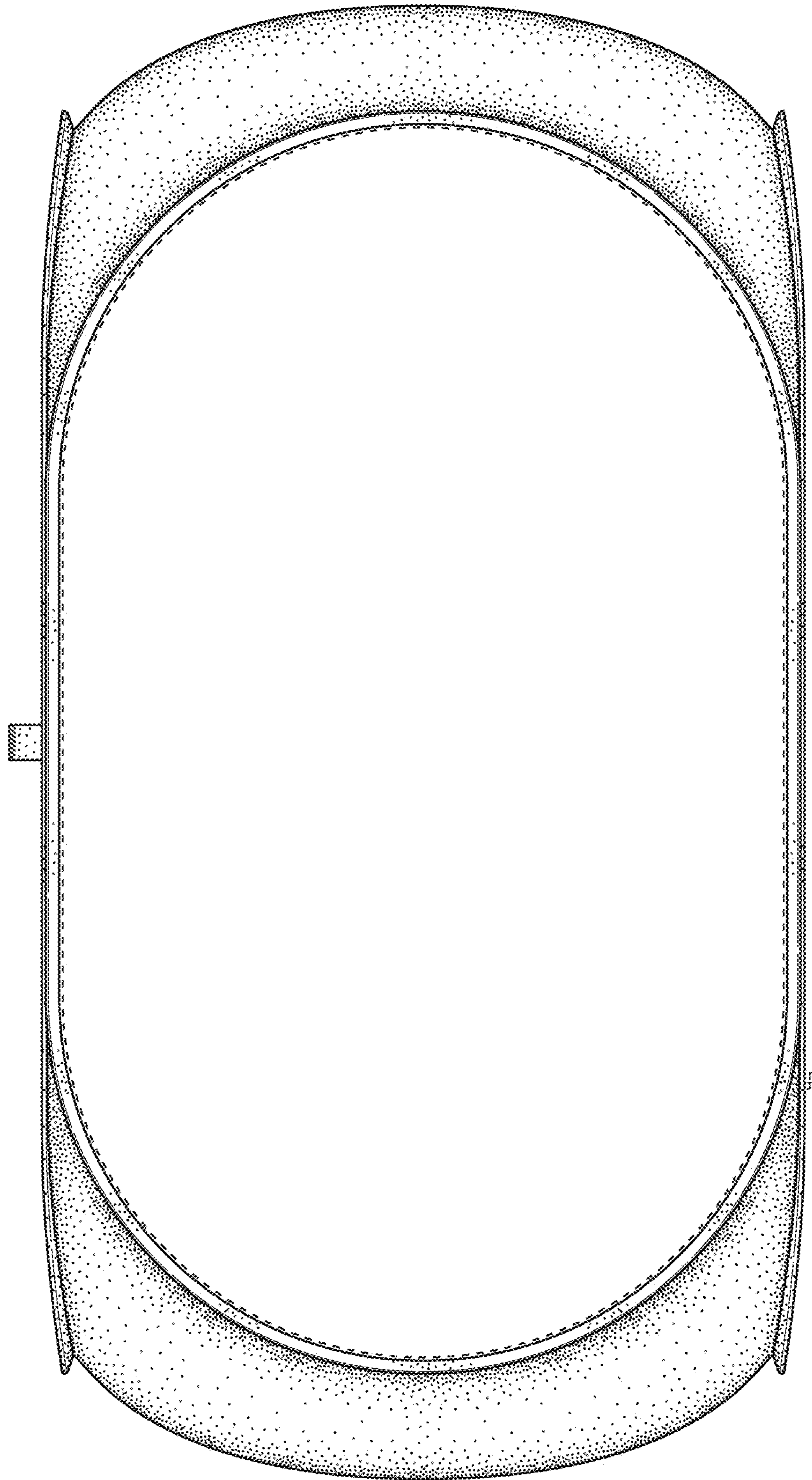


FIG. 6

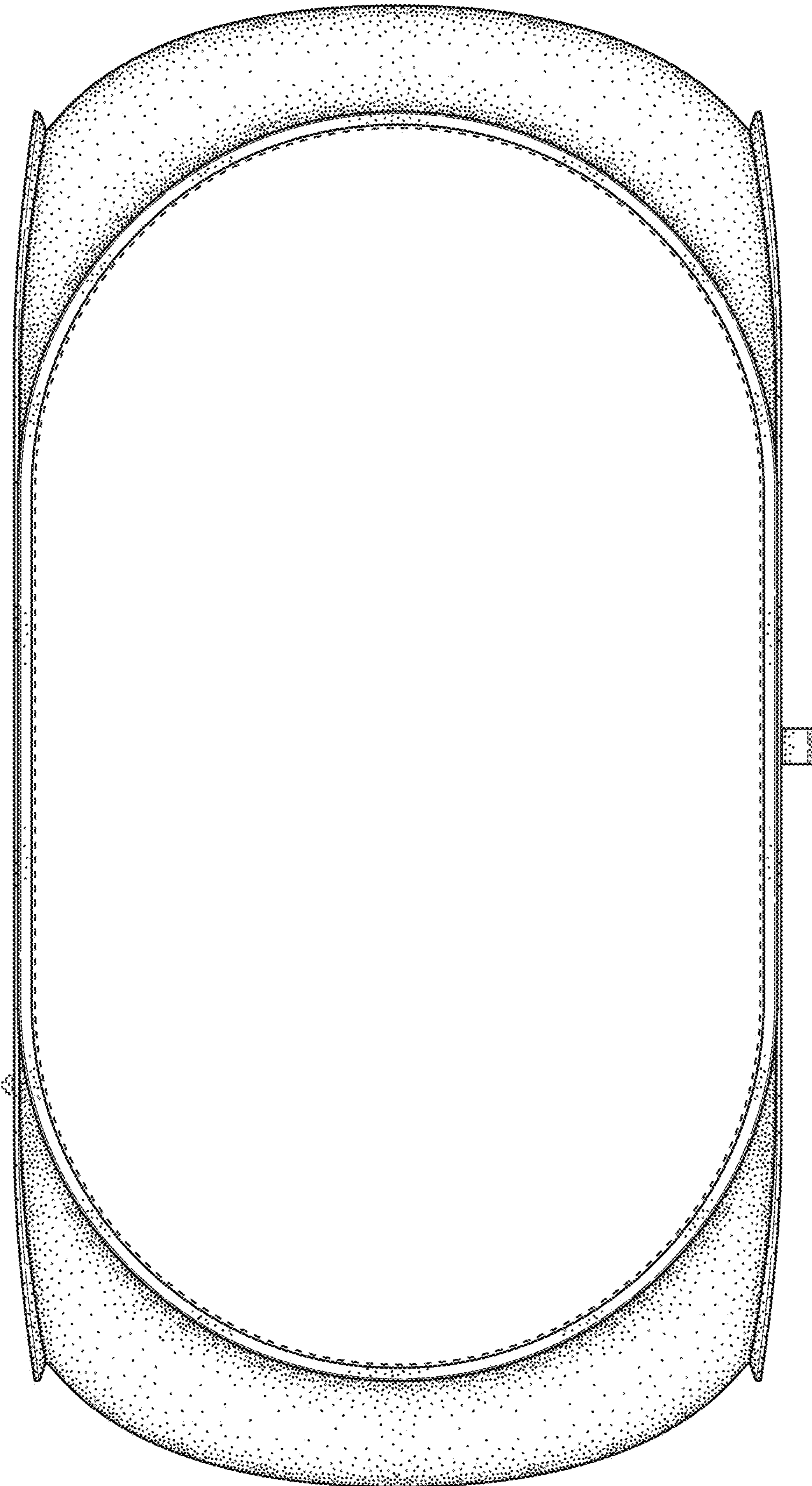


FIG. 7