



US00D883730S

(12) **United States Design Patent** (10) **Patent No.:** **US D883,730 S**  
**Demers et al.** (45) **Date of Patent:** **\*\* \*May 12, 2020**

(54) **SQUARE BAKING PAN**

(56) **References Cited**

(71) Applicant: **ANCHOR HOCKING, LLC**,  
Columbus, OH (US)  
(72) Inventors: **Brian Joseph Demers**, Charlotte, NC  
(US); **Ludwin Miguel Mora**,  
Columbus, OH (US)  
(73) Assignee: **ANCHOR HOCKING, LLC**,  
Columbus, OH (US)

U.S. PATENT DOCUMENTS

D7,948 S	12/1874	Bryce	
D212,812 S	11/1968	Benes	
D287,559 S *	1/1987	Daenen	..... D7/586
D417,367 S	12/1999	Laib	
D418,017 S	12/1999	Henry	
D456,306 S	4/2002	Master	
D459,270 S	6/2002	Kumar	
D469,654 S *	2/2003	Cooper	..... D7/360

(Continued)

(\*) Notice: This patent is subject to a terminal disclaimer.

*Primary Examiner* — Ricky Pham

(\*\*) Term: **15 Years**

(74) *Attorney, Agent, or Firm* — Tucker Ellis LLP; Carlos Garritano

(21) Appl. No.: **29/705,937**

(57) **CLAIM**

(22) Filed: **Sep. 17, 2019**

The ornamental design for a square baking pan, as shown and described.

**DESCRIPTION**

**Related U.S. Application Data**

(62) Division of application No. 29/668,833, filed on Nov. 2, 2018, now Pat. No. Des. 867,049, which is a division of application No. 29/615,232, filed on Aug. 28, 2017, now Pat. No. Des. 835,935.

FIG. 1 is a top perspective view of an embodiment of the square baking pan.

(51) **LOC (12) Cl.** ..... **07-02**

(52) **U.S. Cl.**  
USPC ..... **D7/354**

FIG. 2 is a front view thereof, the opposite rear view being a mirror image thereof

(58) **Field of Classification Search**  
USPC ..... D7/323, 354–361, 396.1, 543, 545, 549,  
D7/550.1, 553.1–553.8, 554.1–554.4, 555,  
D7/584, 586, 602; D9/424, 430–433,  
D9/455–456, 737, 756–762  
CPC .... A21B 3/00; A21B 3/13; A21B 3/15; A21B  
3/134; A21B 5/00; A21B 5/02; A47J  
36/022; A47J 36/025; A47J 36/027; A47J  
37/00; A47J 37/04; B65D 1/22; B65D  
1/24; B65D 1/34; B65D 1/36; B65D  
81/343; B65D 85/36

FIG. 3 is a side view thereof, the opposite side view being a mirror image thereof

FIG. 4 is top view thereof.

FIG. 5 is a bottom view thereof.

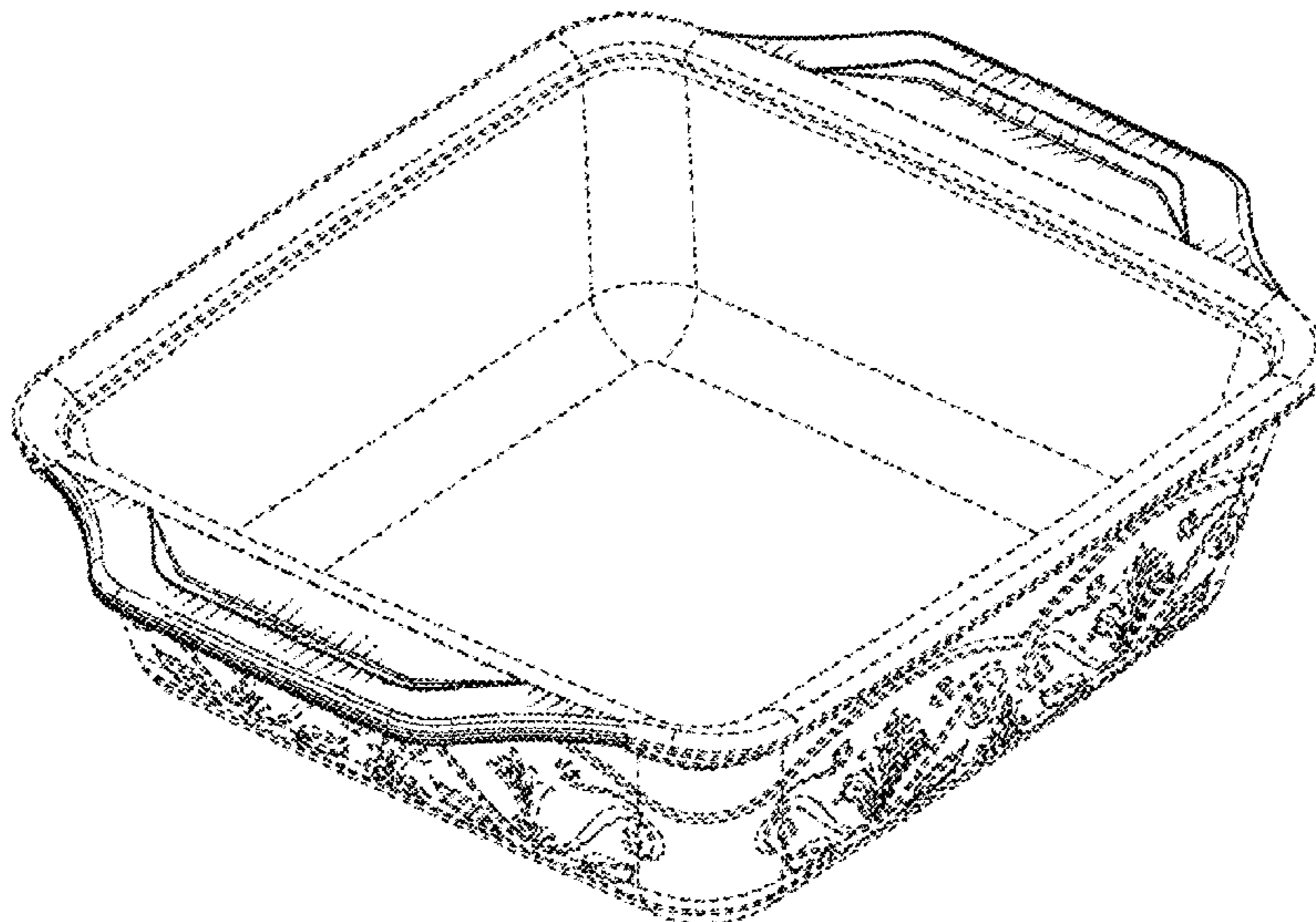
FIG. 6 is a partial side cross section view taken along line 6-6 of FIG. 4; and,

FIG. 7 is a partial front cross section view taken along line 7-7 of FIG. 4.

The evenly-spaced broken lines in the drawings are included for purpose of illustrating portions of the square baking pan that form no part of the claimed design. The dot-dash-dot broken lines in the drawings are included for the purpose of defining the boundary of the claim, it being understood that the dot-dash-dot broken lines themselves form no part of the claimed design.

See application file for complete search history.

**1 Claim, 5 Drawing Sheets**



(56)

**References Cited**

## U.S. PATENT DOCUMENTS

D483,616	S	*	12/2003	Thonis .....	D7/545
D527,217	S		8/2006	Morgan	
D533,080	S		12/2006	Darin	
D578,339	S		10/2008	Courington	
D578,928	S		10/2008	White	
D579,816	S		11/2008	Lambert	
D581,203	S	*	11/2008	Simon .....	D7/354
D581,204	S		11/2008	Simon	
D588,859	S	*	3/2009	Simon .....	D7/354
D592,671	S		5/2009	Moshes	
D599,623	S	*	9/2009	de Groote .....	D7/545
D607,688	S	*	1/2010	Hart .....	D7/354
D618,557	S		6/2010	Jin	
D656,034	S		3/2012	Wanders	
D663,570	S		7/2012	Sarnoff	
D674,244	S		1/2013	Sar Shalom	
D675,919	S	*	2/2013	Krueger .....	D9/432
D678,050	S	*	3/2013	Birchmeier .....	D9/424
D689,733	S	*	9/2013	Parr .....	D7/354
D694,578	S		12/2013	Eide	
D716,611	S		11/2014	Pople	
D731,230	S		6/2015	Librus	
D734,102	S		7/2015	Schonfeld	
D734,990	S		7/2015	Pople	
D829,036	S	*	9/2018	Garcia Luna .....	D7/360
D832,025	S	*	10/2018	Garcia Luna .....	D7/360
D832,026	S	*	10/2018	Garcia Luna .....	D7/360
D835,934	S		12/2018	Demers	
D835,935	S		12/2018	Demers	
D836,382	S		12/2018	Demers	
D842,641	S		3/2019	Demers	

\* cited by examiner

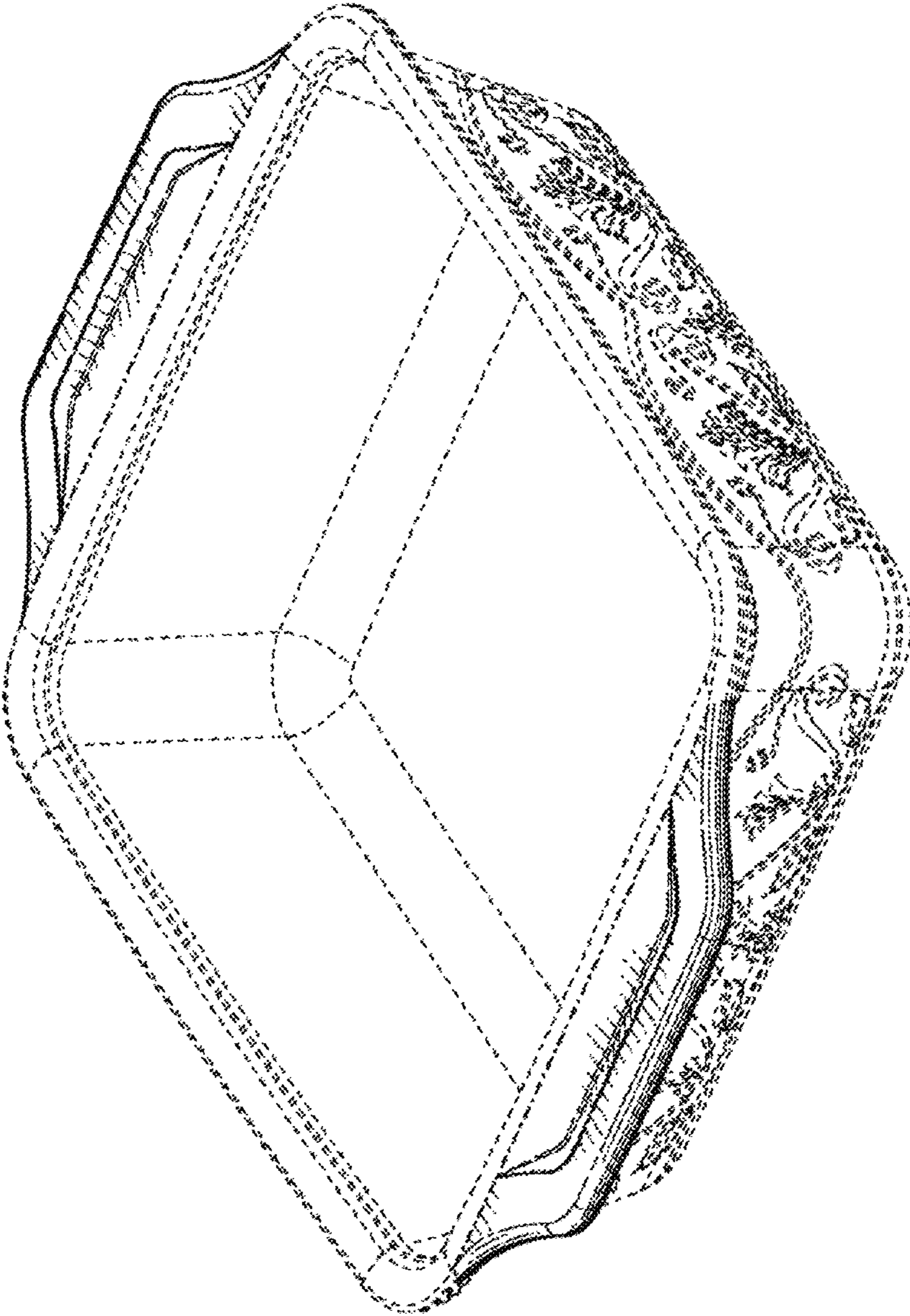


FIG. 1



FIG. 2




FIG. 3

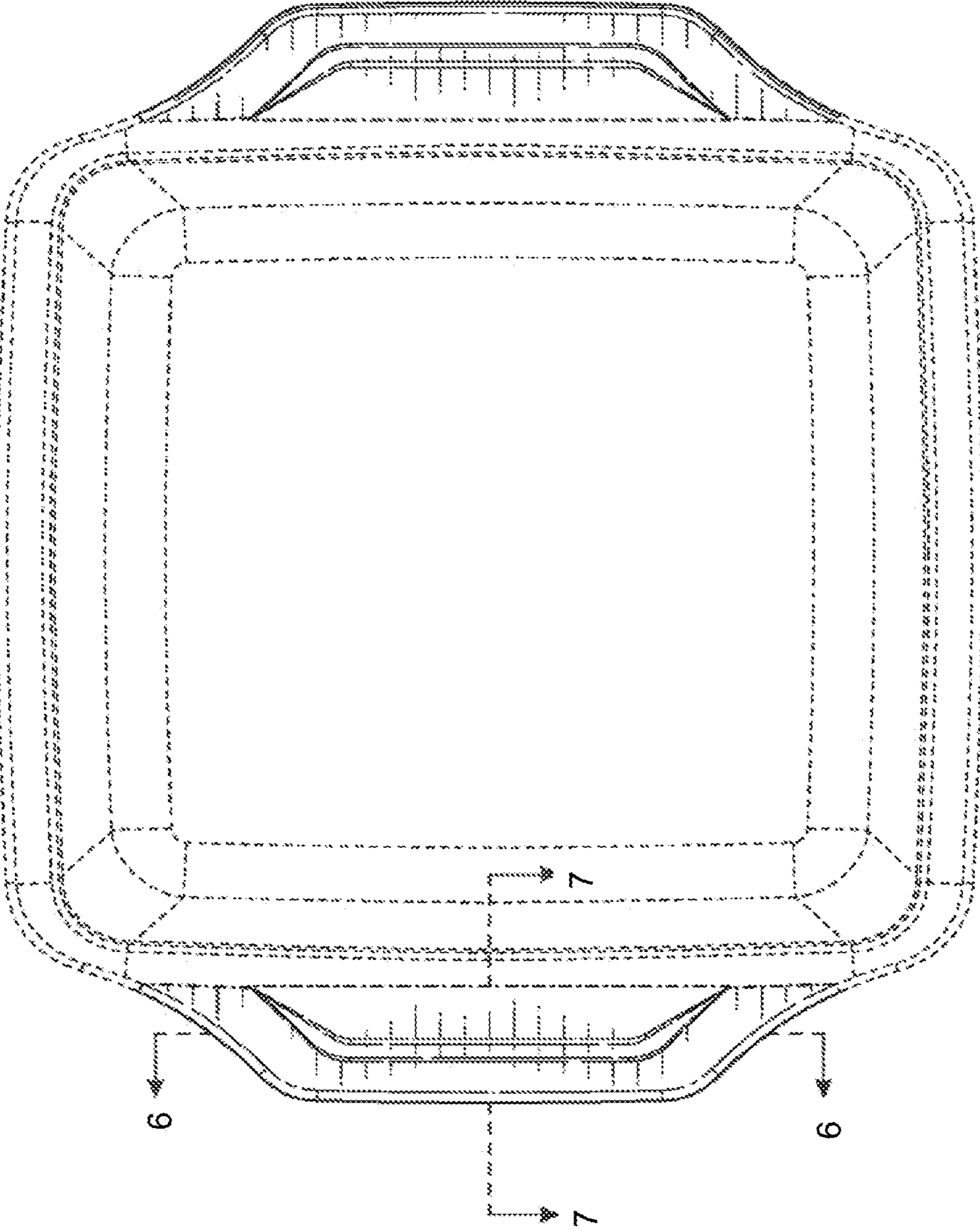


FIG. 4

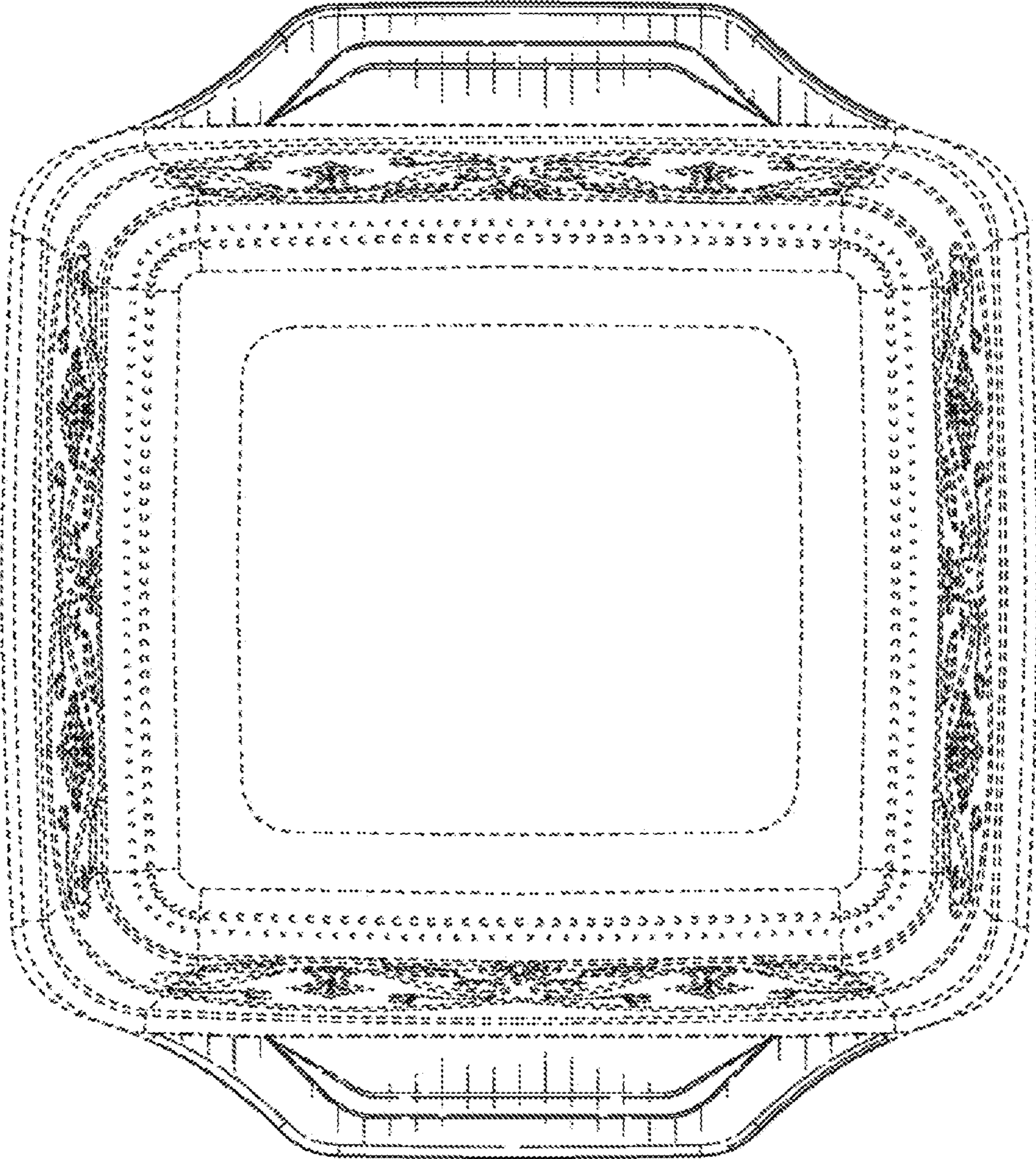


FIG. 5



FIG. 6



FIG. 7