



US00D883723S

(12) **United States Design Patent**
Grossinger et al.

(10) **Patent No.:** **US D883,723 S**

(45) **Date of Patent:** **** May 12, 2020**

(54) **TABLE**

(71) Applicant: **RAINLIGHT STUDIO LLC**, Culver City, CA (US)

(72) Inventors: **Susan Grossinger**, Culver City, CA (US); **Yorgo Lykouria**, London (GB); **James Bennett**, Culver City, CA (US); **Hiroshi Saotome**, Kanagawa (JP)

(73) Assignee: **RAINLIGHT STUDIO LLC**, Culver City, CA (US)

(**) Term: **15 Years**

(21) Appl. No.: **29/685,673**

(22) Filed: **Mar. 29, 2019**

(51) **LOC (12) Cl.** **06-03**

(52) **U.S. Cl.**
USPC **D6/690; D6/691; D6/349**

(58) **Field of Classification Search**
USPC D6/349, 685, 686, 690, 691, 691.1-691.9
CPC A47B 7/00; A47B 13/00; A47B 13/02;
A47B 13/04; A47B 13/06; A47B 13/08;
A47B 13/10; A47B 13/12; A47B 17/00;
A47B 21/00; A47B 2200/0001; A47B
2200/0011; A47B 2200/002
See application file for complete search history.

(56) **References Cited**

U.S. PATENT DOCUMENTS

D238,643 S * 2/1976 Binzen D6/690
D264,657 S * 6/1982 Pettiner D6/691.4
D306,243 S * 2/1990 Livi D6/690
D347,342 S * 5/1994 Ghini D6/690

D403,882 S * 1/1999 Burnham, III D6/656.1
D406,964 S * 3/1999 Lewis D6/349
D462,204 S * 9/2002 Ross D6/690
D539,569 S * 4/2007 Lewis D6/406.6
D781,086 S * 3/2017 Velez D6/656

OTHER PUBLICATIONS

Okamura—Core Contract Brands—Nagare designed by Rainlight Studio wins 2019 HiP <http://www.corecontractbrands.com/okamura> retrieved from the internet on Mar. 19, 2020.*

* cited by examiner

Primary Examiner — Mary Ann Calabrese

(74) *Attorney, Agent, or Firm* — IPUSA, PLLC

(57) **CLAIM**

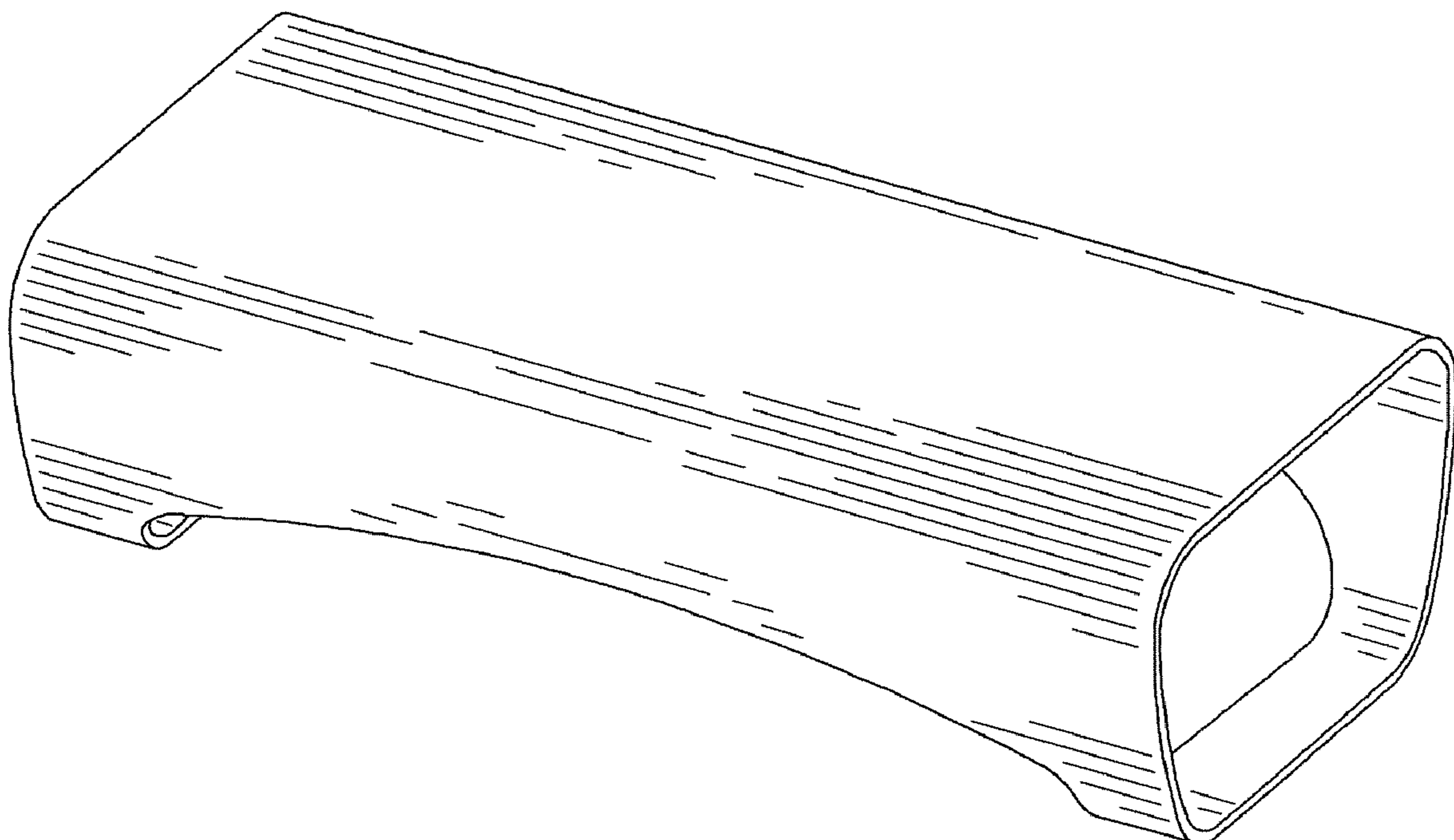
The ornamental design for a table, as shown and described.

DESCRIPTION

FIG. 1 is a front, top, and right side perspective view of a table, showing our new design;
FIG. 2 is a rear, top, and right side perspective view thereof;
FIG. 3 is a front view thereof;
FIG. 4 is a rear view thereof;
FIG. 5 is a top plan view thereof;
FIG. 6 is a bottom plan view thereof;
FIG. 7 is a right side view thereof; and,
FIG. 8 is a cross-sectional view taken along the line 8-8 in FIG. 3.

The left side view is omitted because it is the same as the right side view.

1 Claim, 4 Drawing Sheets



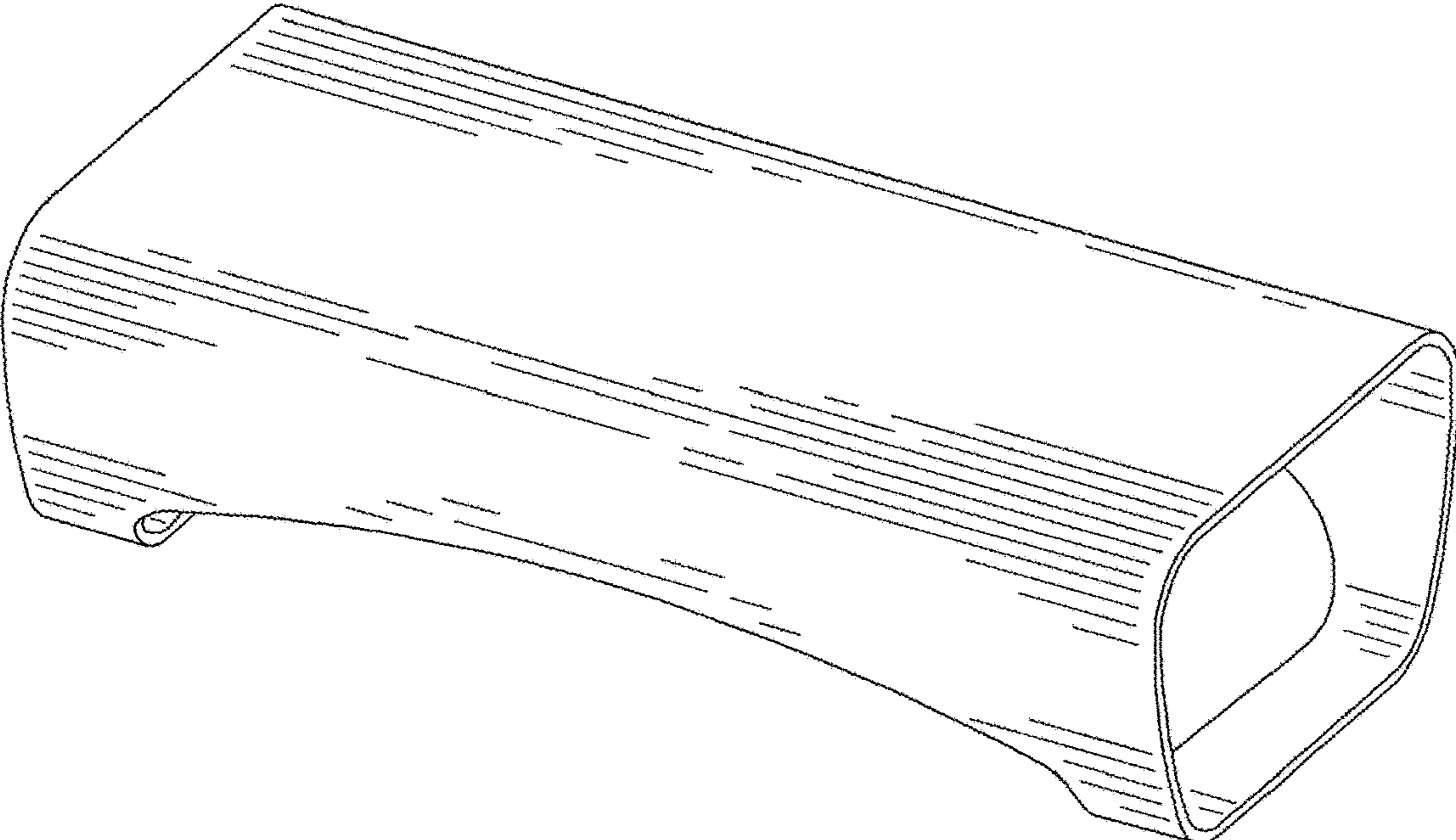


Fig. 1

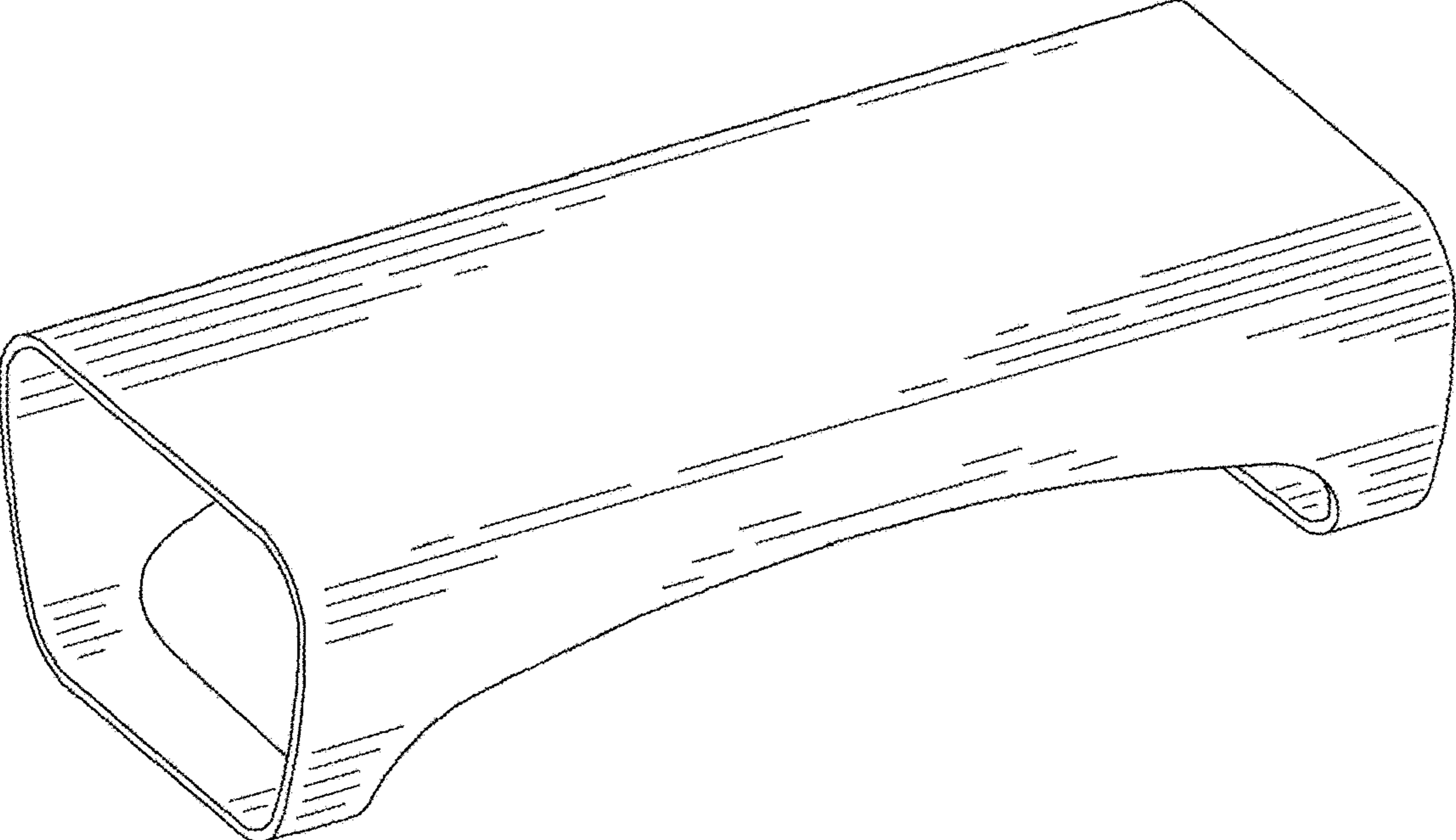


Fig. 2

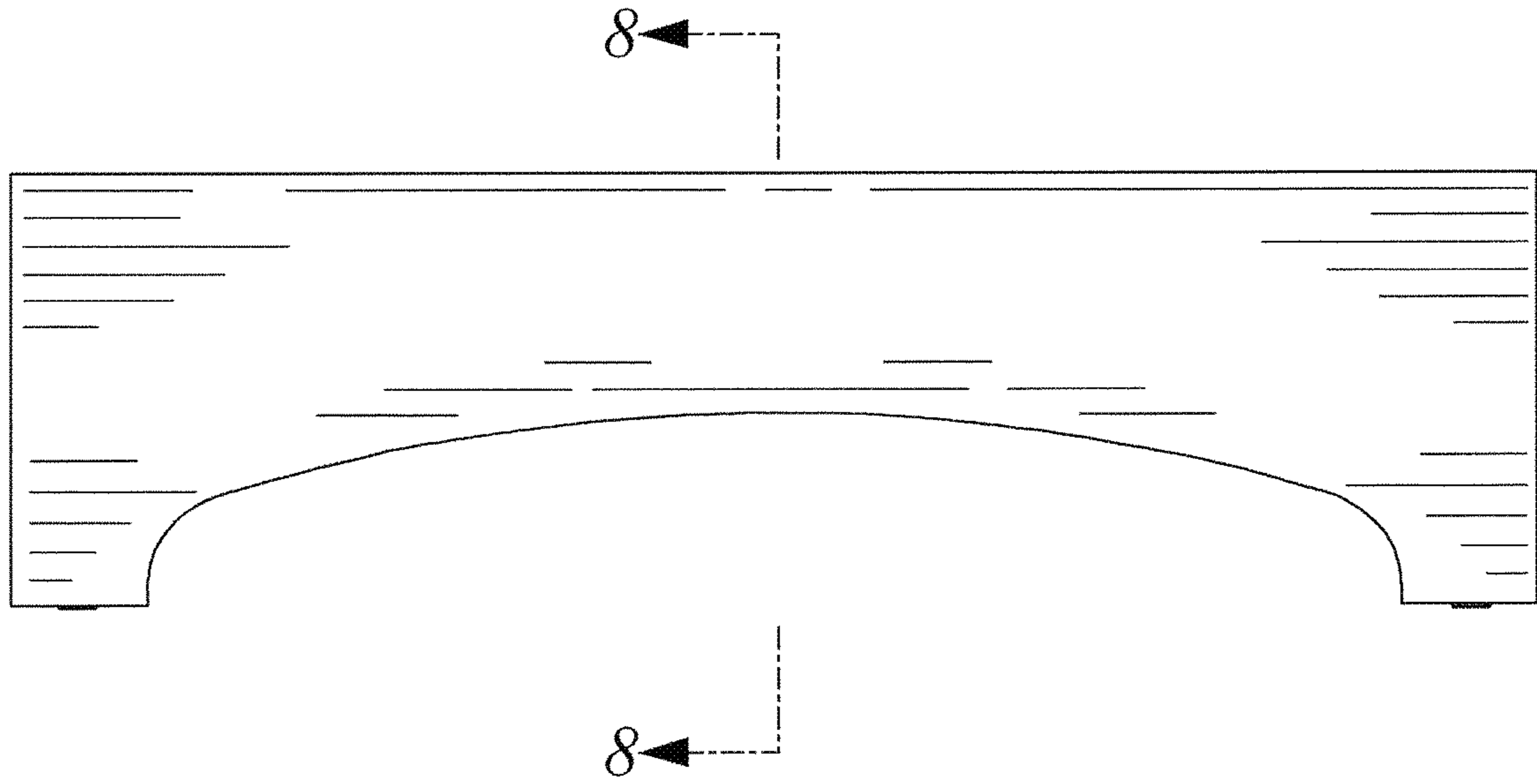


Fig. 3

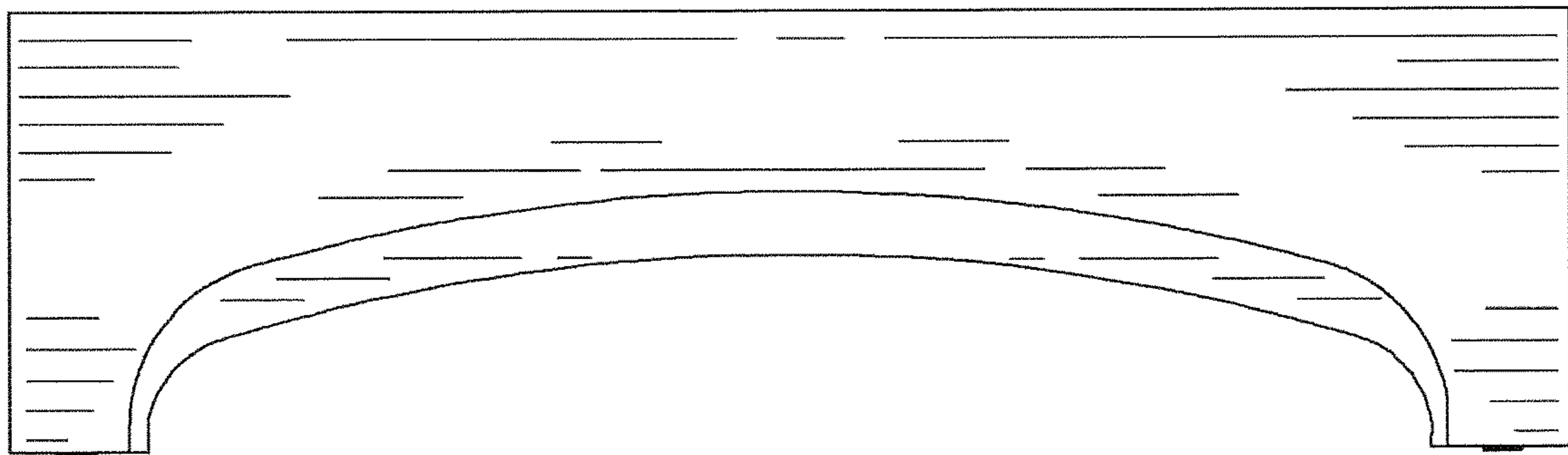


Fig. 4




Fig. 5




Fig. 6




Fig. 7




Fig. 8