



US00D883715S

(12) **United States Design Patent**  
**Zhu et al.**

(10) **Patent No.:** **US D883,715 S**

(45) **Date of Patent:** **\*\* May 12, 2020**

(54) **AIR SLEEPING PAD**

(71) Applicants: **Jing Zhu**, Shenzhen (CN); **Qiang Liao**,  
Yichun (CN); **Jianjun Zuo**, Changning  
(CN)

(72) Inventors: **Jing Zhu**, Shenzhen (CN); **Qiang Liao**,  
Yichun (CN); **Jianjun Zuo**, Changning  
(CN)

(\*\*) Term: **15 Years**

(21) Appl. No.: **29/680,536**

(22) Filed: **Feb. 17, 2019**

(51) **LOC (12) Cl.** ..... **06-09**

(52) **U.S. Cl.**  
USPC ..... **D6/604**

(58) **Field of Classification Search**  
USPC ..... D6/595-597, 601, 604-606  
CPC ..... A47C 27/00; A47C 27/08; A47C 27/12;  
A47C 27/14; A47C 7/18; A47C 7/185;  
A47C 7/20; A47C 23/00; A47C 27/001;  
A47C 27/05; A47C 27/053; A47C  
27/056; A47C 27/06; A47C 27/142; A47C  
21/00; A47C 21/026; A47G 9/00; A47G  
9/06; A47G 9/08; A47G 9/086; A47G  
9/1009; A47G 9/10; A47G 9/1027; A47G  
9/1054; A47G 9/1063; A47G 9/1072;  
A47G 9/1045; A47G 9/1081; A47G  
9/109; A47G 2009/1018; A47G 2009/003  
See application file for complete search history.

(56) **References Cited**

**U.S. PATENT DOCUMENTS**

2,318,492 A \* 5/1943 Johnson ..... A47C 27/081  
5/712  
2,883,682 A \* 4/1959 Kwake ..... A47G 9/1045  
5/419

D315,187 S \* 3/1991 Thomas ..... D21/809  
D315,189 S \* 3/1991 Thomas ..... D21/809  
D315,388 S \* 3/1991 Thomas ..... D21/809  
D341,983 S \* 12/1993 Wang ..... D21/809  
D747,117 S \* 1/2016 Lau ..... D6/393  
D802,336 S \* 11/2017 Shir ..... D6/605  
D863,829 S \* 10/2019 Huang ..... D6/604

**FOREIGN PATENT DOCUMENTS**

JP 10201576 A \* 8/1998  
JP 2000350755 A \* 12/2000

\* cited by examiner

*Primary Examiner* — R. Johnson

(74) *Attorney, Agent, or Firm* — ZANIP

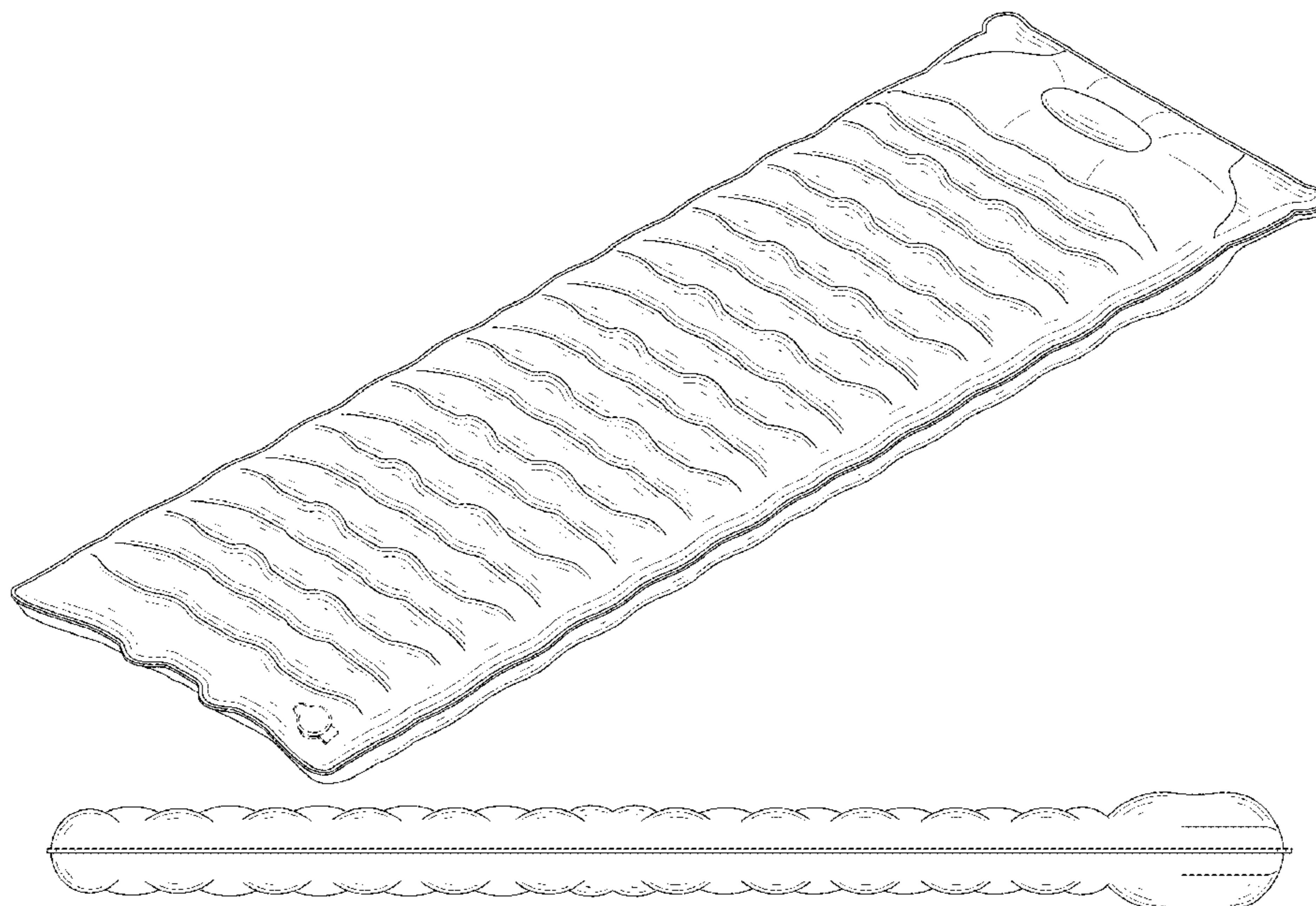
(57) **CLAIM**

The ornamental design for an air sleeping pad, as shown and described.

**DESCRIPTION**

FIG. 1 is a first perspective view of an air sleeping pad showing my design;  
FIG. 2 is a second perspective view thereof;  
FIG. 3 is a front view thereof;  
FIG. 4 is a back view thereof;  
FIG. 5 is a left side view thereof;  
FIG. 6 is a right side view thereof;  
FIG. 7 is a top view thereof; and,  
FIG. 8 is a bottom view thereof.  
The dashed or broken lines shown in the drawings depict portions of the air sleeping pad in which the design is embodied that form no part of the claimed design.

**1 Claim, 8 Drawing Sheets**



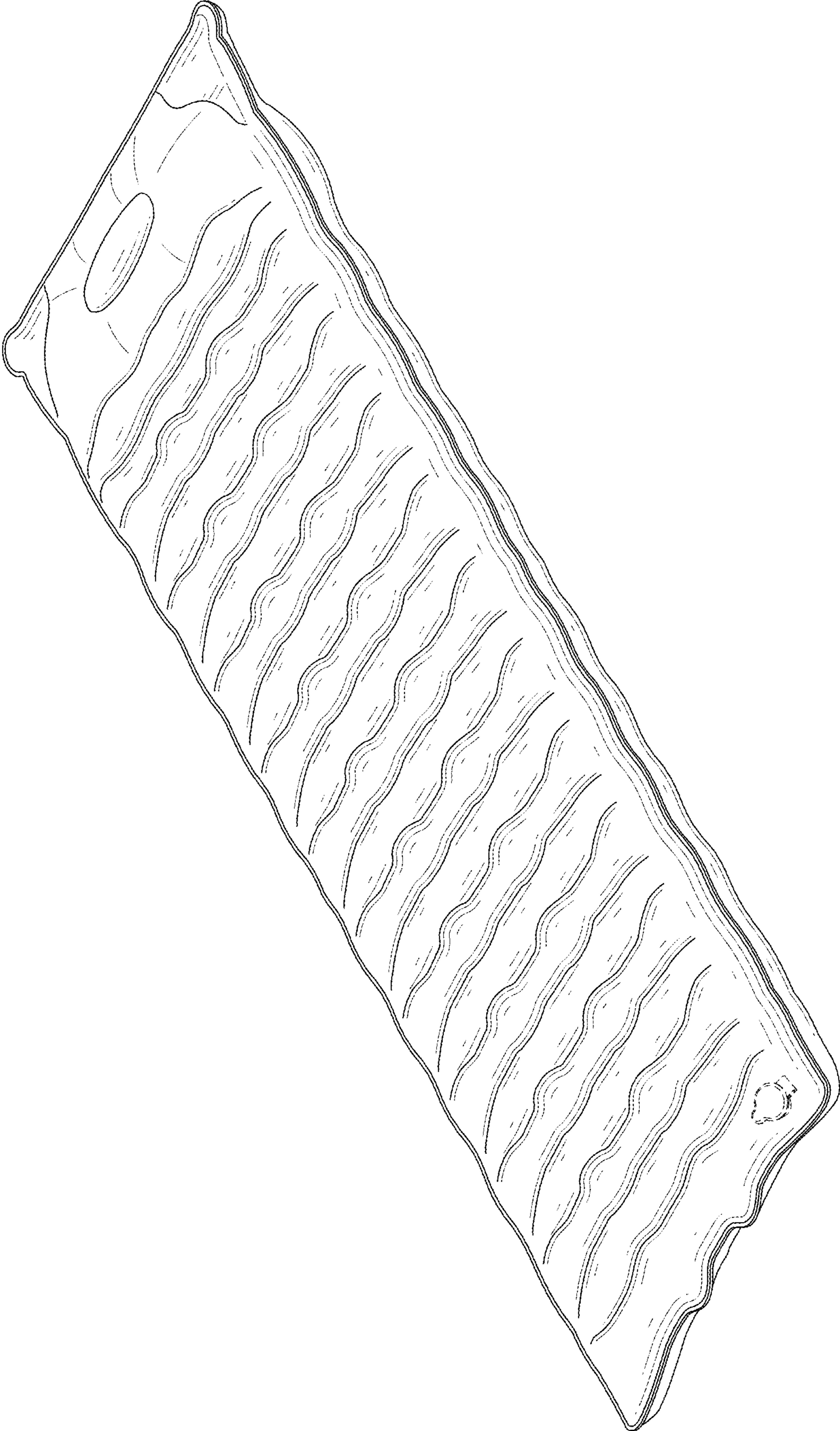


FIG. 1

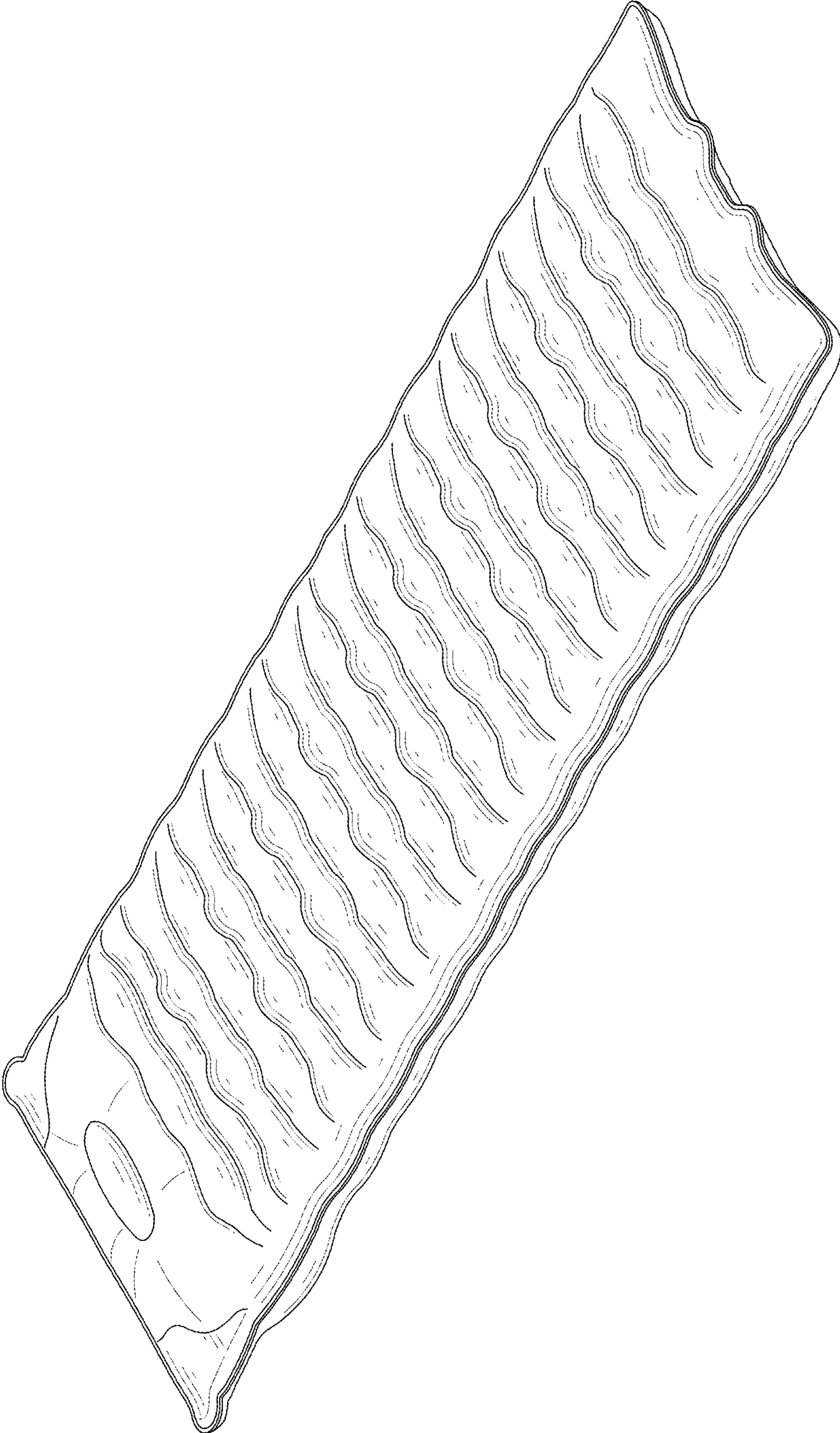


FIG. 2

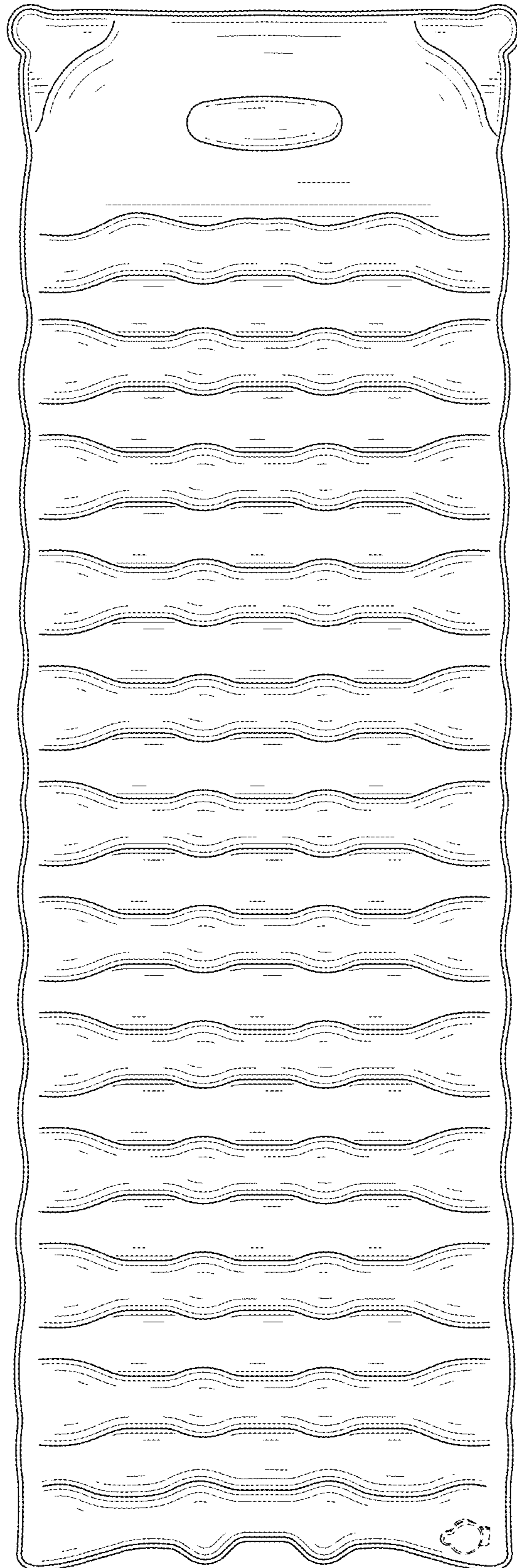


FIG. 3

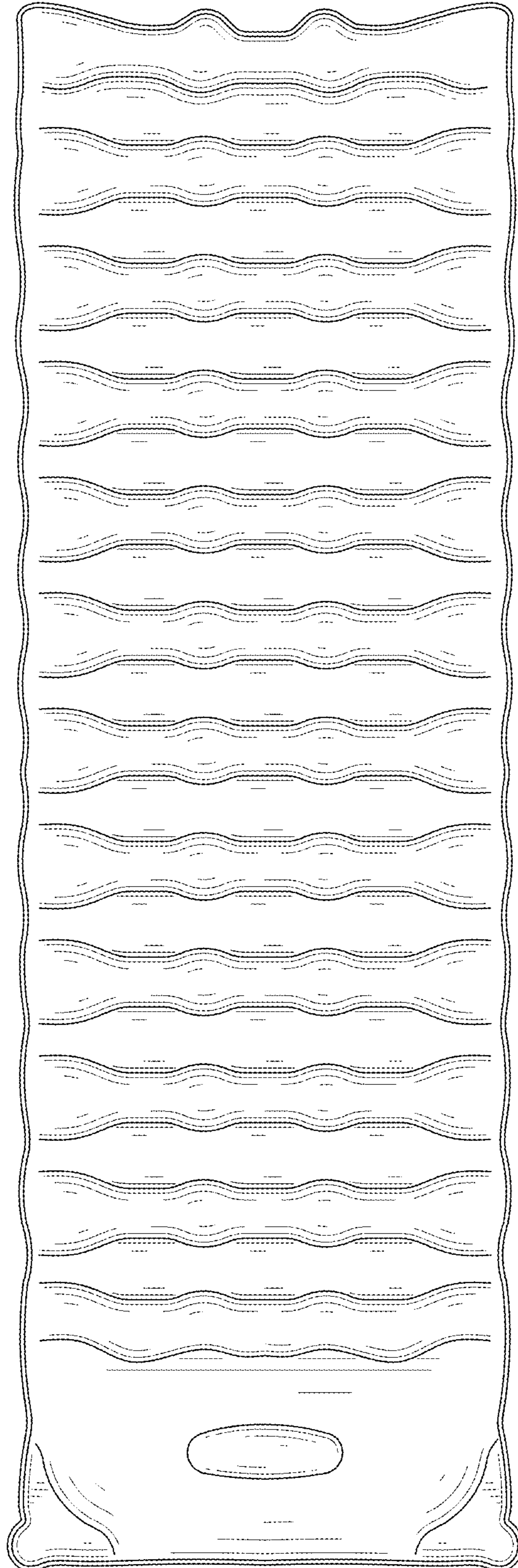


FIG. 4

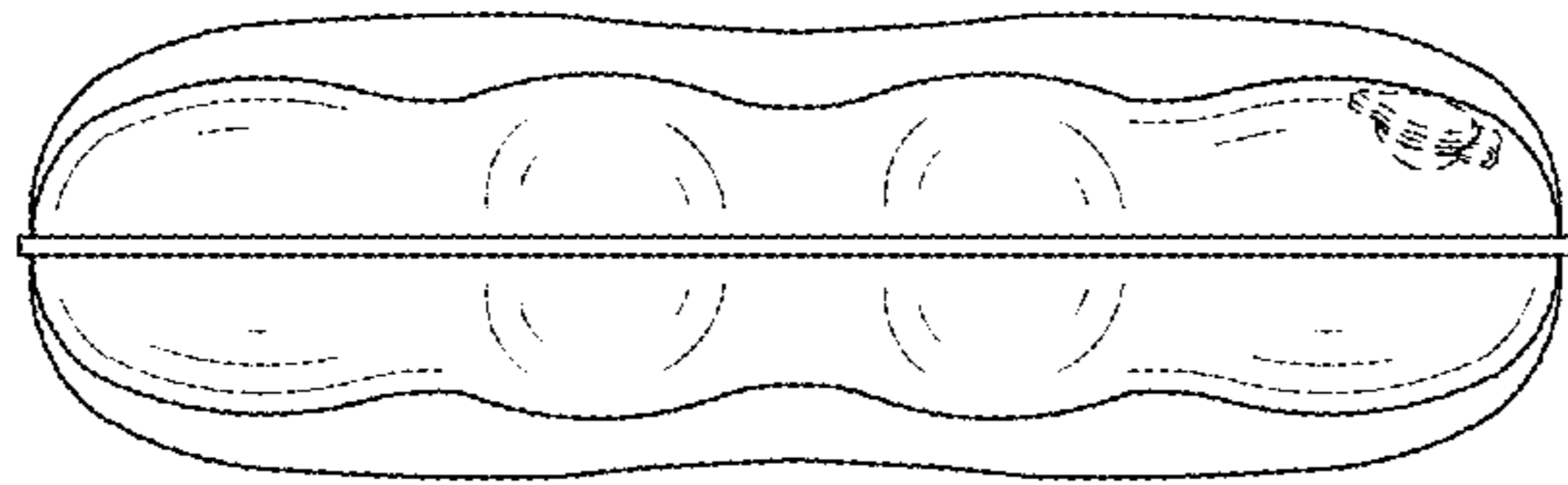


FIG. 5

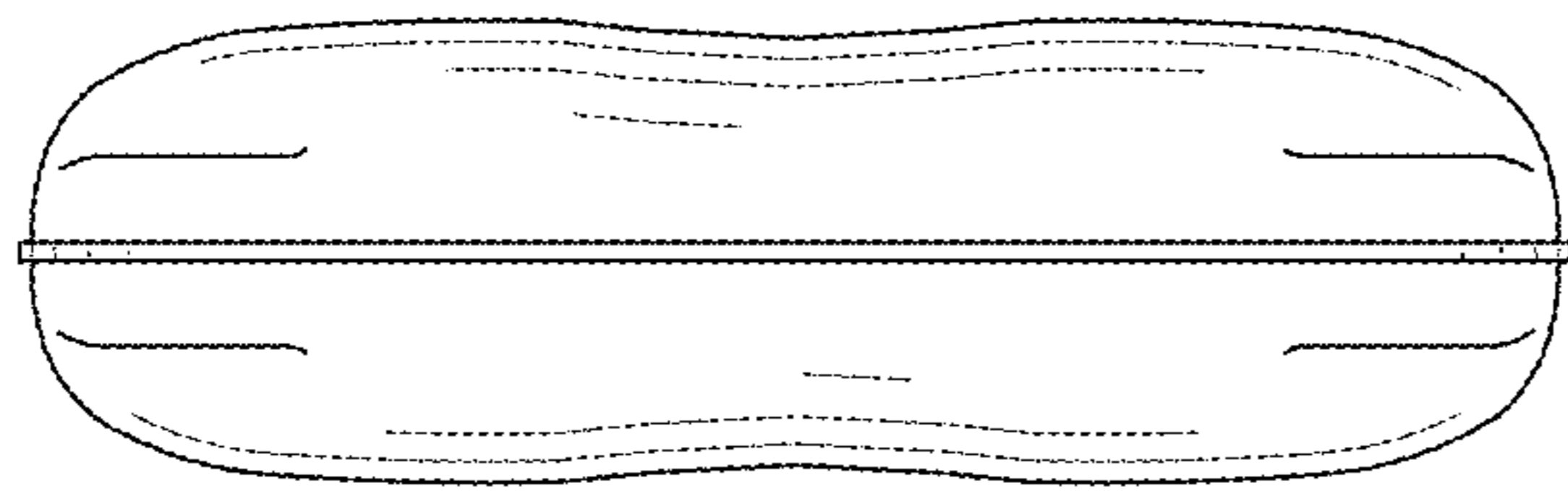


FIG. 6

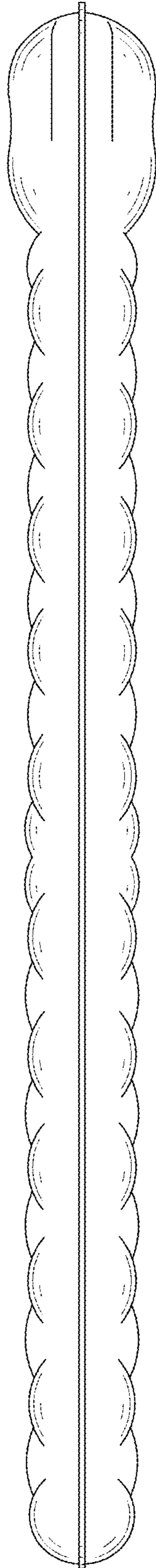


FIG. 7



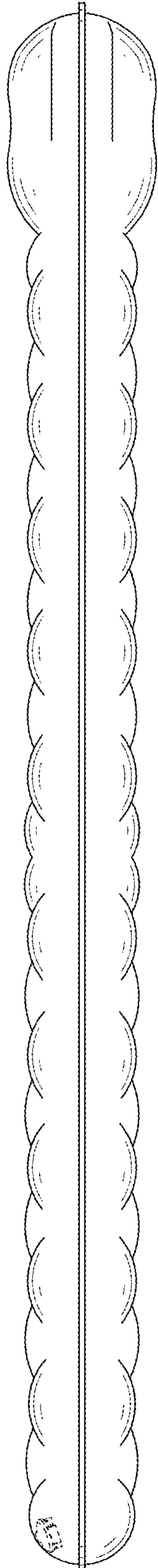


FIG. 8