



US00D883711S

(12) **United States Design Patent** (10) **Patent No.:** **US D883,711 S**  
**Hughes** (45) **Date of Patent:** **\*\* May 12, 2020**

(54) **BULLSEYE DOOR MAT**

(71) Applicant: **Stanley E. Hughes**, Miami, OK (US)

(72) Inventor: **Stanley E. Hughes**, Miami, OK (US)

(\*\*) Term: **15 Years**

(21) Appl. No.: **29/691,509**

(22) Filed: **May 16, 2019**

(51) **LOC (12) Cl.** ..... **06-11**

(52) **U.S. Cl.**  
 USPC ..... **D6/583**; D6/588

(58) **Field of Classification Search**  
 USPC ..... D6/582, 583, 585-589, 591, 592;  
 D8/394; D12/203; D19/9, 10, 37, 113;  
 D21/686, 780  
 CPC ..... A47G 27/02; A47G 27/0206; A47G  
 27/0212; A47G 27/0218; A47G 27/0225;  
 A47G 27/0231; A47G 27/0237; A47G  
 27/0275; A47G 27/0293; A47G 9/062;  
 A47K 3/002; A63B 6/00; A63B 21/4037;  
 E04F 2201/095; G09B 19/0015  
 See application file for complete search history.

(56) **References Cited**

U.S. PATENT DOCUMENTS

D230,456 S \* 2/1974 White ..... D6/591  
 D250,383 S \* 11/1978 Ceccarelli ..... D21/367  
 D406,000 S \* 2/1999 Hartranft ..... D6/583  
 D697,772 S \* 1/2014 Joseph ..... D7/698

D778,375 S \* 2/2017 Stein ..... A63B 21/4037  
 D21/686  
 D831,757 S \* 10/2018 Simon ..... D21/662  
 2017/0340946 A1\* 11/2017 Simon ..... A63B 21/4037

\* cited by examiner

*Primary Examiner* — Kevin K Rudzinski  
*Assistant Examiner* — Clare Ann Gannon  
 (74) *Attorney, Agent, or Firm* — Crowe & Dunlevy, P.C.

(57) **CLAIM**

The ornamental design for a bullseye door mat, as shown and described.

**DESCRIPTION**

FIG. 1 is a perspective view of a bullseye door mat showing the design;  
 FIG. 2 is a front elevation view of the bullseye door mat shown in FIG. 1;  
 FIG. 3 is a rear elevation view of the bullseye door mat shown in FIG. 1;  
 FIG. 4 is a first side elevation view of the bullseye door mat shown in FIG. 1;  
 FIG. 5 is a second side elevation view of the bullseye door mat shown in FIG. 1;  
 FIG. 6 is a top plan view of the bullseye door mat shown in FIG. 1; and,  
 FIG. 7 is a bottom plan view the bullseye door mat shown in FIG. 1.

The ornamental design which is claimed is shown in solid lines in the drawings. The broken lines shown in the figures represent portions of the bullseye door mat that form no part of the claimed design.

**1 Claim, 5 Drawing Sheets**






FIG. 1

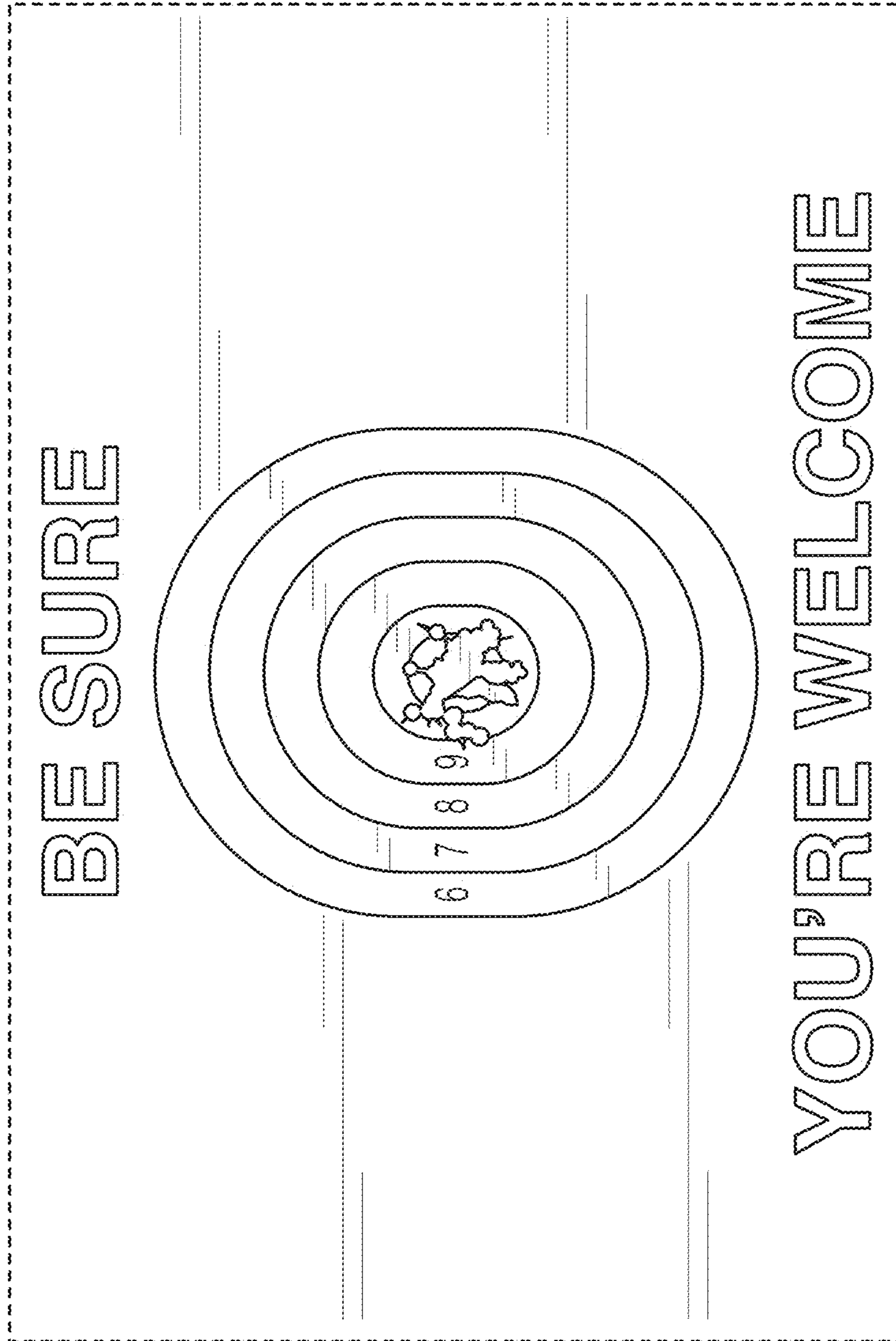


FIG. 2




FIG. 3



FIG. 5



FIG. 4

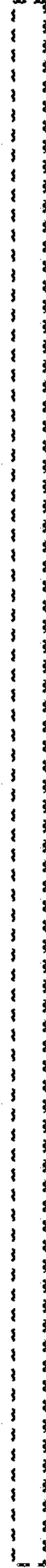


FIG. 6



FIG. 7