



US00D883706S

(12) **United States Design Patent**
Madden

(10) **Patent No.:** **US D883,706 S**

(45) **Date of Patent:** **** May 12, 2020**

- (54) **PET SANITATION BAG AND ACCESSORY CADDY**
- (71) Applicant: **Anthony Madden**, Chardon, OH (US)
- (72) Inventor: **Anthony Madden**, Chardon, OH (US)
- (**) Term: **15 Years**
- (21) Appl. No.: **29/679,965**
- (22) Filed: **Feb. 12, 2019**
- (51) **LOC (12) Cl.** **20-02**
- (52) **U.S. Cl.**
USPC **D6/518**
- (58) **Field of Classification Search**
USPC D6/518; D3/11, 17, 215, 217, 231, 327,
D3/201, 203.1, 207; D30/108, 117, 119,
D30/136, 137, 138, 139, 144, 145, 146,
D30/151, 152, 153, 154, 158, 160, 161,
D30/199; D25/12, 13, 14, 17-19, 31, 33;
D9/432, 734; D23/366; 222/130
CPC A01K 31/18; A01K 1/0245; A01K 1/0353;
A01K 1/03; A01K 1/0254; A01K 1/0107;
A01K 1/0114
See application file for complete search history.

- D779,227 S 2/2017 Abbott
- D799,853 S * 10/2017 Cartledge D6/518
- D802,959 S 11/2017 Wong
- 9,975,660 B2 5/2018 Cartledge et al.
- D871,100 S * 12/2019 Trunsky D6/518
- D874,738 S * 2/2020 Yakimishen D30/117
- 2009/0151645 A1 6/2009 Fangsrud

* cited by examiner

Primary Examiner — Wan Laymon

Assistant Examiner — Mark Booker

(74) *Attorney, Agent, or Firm* — Goldstein Law Offices, P.C.

(57) **CLAIM**

The ornamental design for a pet sanitation bag and accessory caddy, as shown and described.

DESCRIPTION

FIG. 1 is a perspective view of a first embodiment of the pet sanitation bag and accessory caddy.

FIG. 2 is a front elevational view of the pet sanitation bag and accessory caddy.

FIG. 3 is a rear elevational view thereof.

FIG. 4 is a top plan view thereof.

FIG. 5 is a bottom plan view thereof.

FIG. 6 is a left side elevational view thereof.

FIG. 7 is a right side elevational view thereof.

FIG. 8 is a perspective view of a second embodiment of the pet sanitation bag and accessory caddy.

FIG. 9 is a front elevational view of the pet sanitation bag and accessory caddy.

FIG. 10 is a rear elevational view thereof.

FIG. 11 is a top plan view thereof.

FIG. 12 is a bottom plan view thereof.

FIG. 13 is a left side elevational view thereof; and,

FIG. 14 is a right side elevational view thereof.

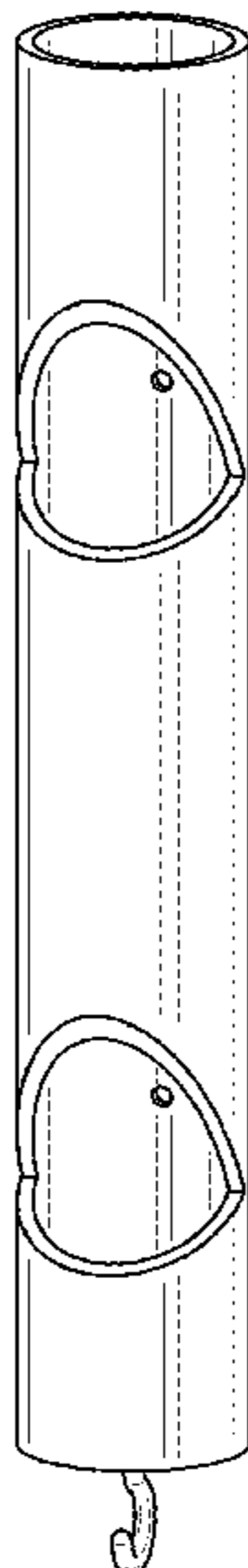
The broken lines showing in FIG. 4 and FIG. 11 form no part of the claimed design.

(56) **References Cited**

U.S. PATENT DOCUMENTS

- 5,511,691 A 4/1996 West, Jr.
- 6,170,692 B1 1/2001 Johnston
- D521,781 S 5/2006 Edwards
- D564,363 S * 3/2008 Rhea D9/734
- 8,113,481 B1 2/2012 Krysak
- D683,560 S * 6/2013 Goldberg D6/518
- 8,544,413 B1 10/2013 Gnanendran
- D703,804 S * 4/2014 Nuzzi, Jr. D23/366
- 8,720,384 B2 5/2014 Gee
- D718,553 S 12/2014 Gnanendran
- D718,953 S 12/2014 Masino
- D727,056 S * 4/2015 Frankel D6/518
- 9,010,279 B1 4/2015 Saber et al.

1 Claim, 8 Drawing Sheets






FIG. 1




FIG. 2




FIG. 3

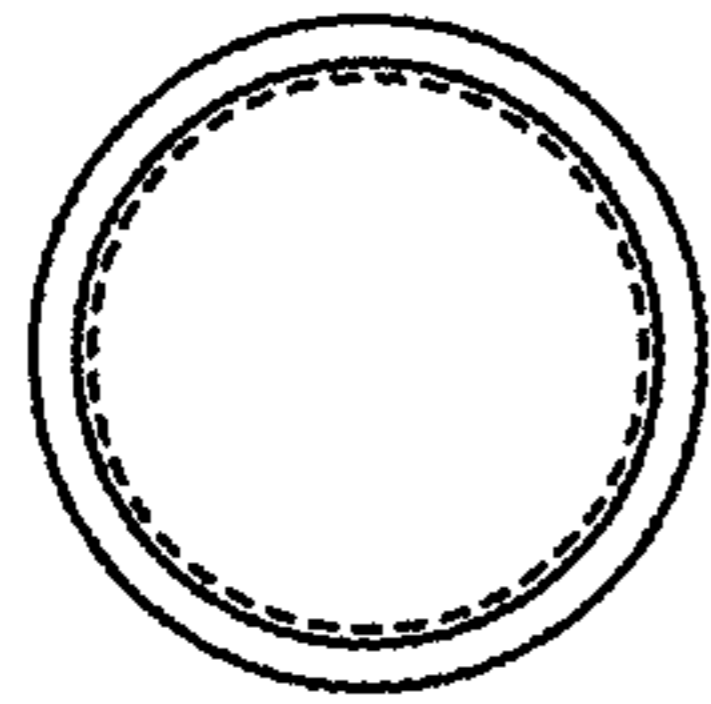


FIG. 4

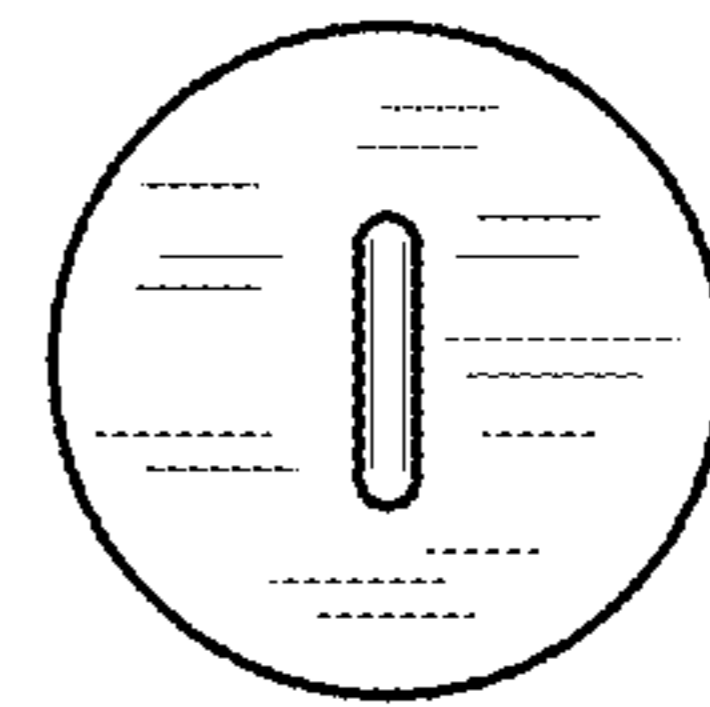


FIG. 5




FIG. 6




FIG. 7




FIG. 8




FIG. 9

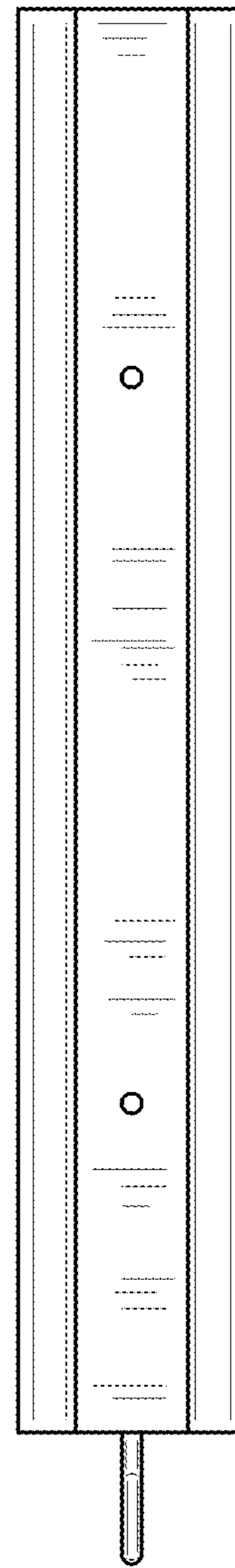


FIG. 10

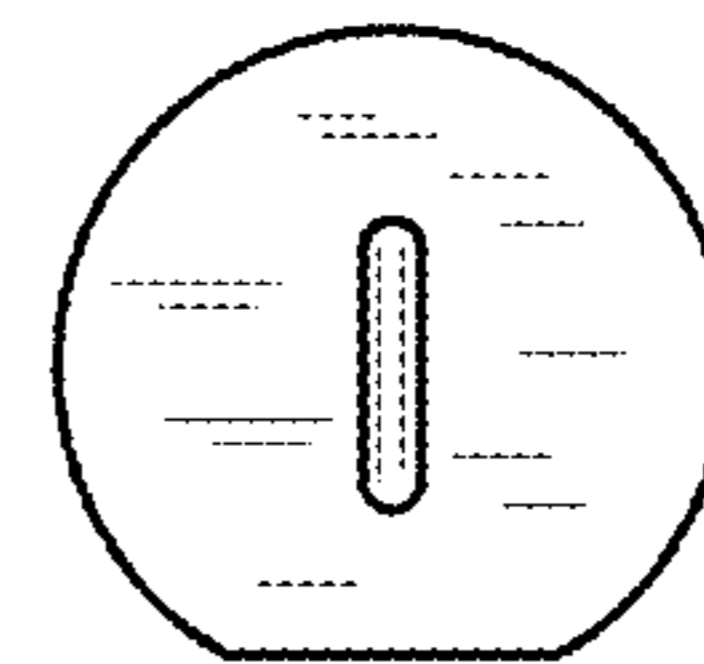
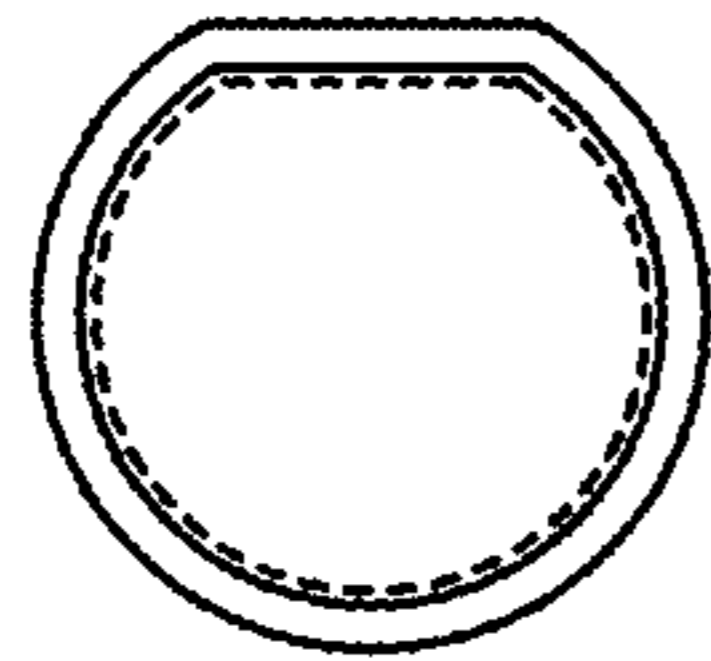


FIG. 11

FIG. 12




FIG. 13




FIG. 14