



US00D883693S

(12) **United States Design Patent** (10) **Patent No.:** **US D883,693 S**
Bellini (45) **Date of Patent:** **** May 12, 2020**

(54) **CHAIR**

D437,499 S * 2/2001 Tseng D6/366
D451,317 S * 12/2001 Hsieh D6/716.3
D463,176 S * 9/2002 Chi D6/716.3

(71) Applicant: **PEDRALI S.p.A.**, Mornico al Serio,
Bergamo (IT)

* cited by examiner

(72) Inventor: **Claudio Bellini**, Milan (IT)

Primary Examiner — Mimososa De

(73) Assignee: **PEDRALI S.p.A.**, Bergamo (IT)

(74) *Attorney, Agent, or Firm* — Thomas|Horstemeyer,
LLP

(**) Term: **15 Years**

(21) Appl. No.: **29/684,591**

(22) Filed: **Mar. 22, 2019**

(57) **CLAIM**

(30) **Foreign Application Priority Data**

The ornamental design for a chair, as shown and described.

Oct. 19, 2018 (WO) DM/103563

(51) **LOC (12) Cl.** **06-01**

(52) **U.S. Cl.**
USPC **D6/366**

(58) **Field of Classification Search**
USPC D6/334–336, 364, 365, 366, 367, 374,
D6/379, 716, 716.1, 716.2, 716.3, 716.4
CPC A47C 7/004; A47C 7/006; A47C 7/18;
A47C 7/24; A47C 7/40; A47C 7/46;
A47C 7/54

See application file for complete search history.

(56) **References Cited**

U.S. PATENT DOCUMENTS

D292,351 S * 10/1987 Brossard D6/366
D350,032 S * 8/1994 Beaulieu D6/366
D368,596 S * 4/1996 Breen D6/716
D391,790 S * 3/1998 Breen D6/716

DESCRIPTION

FIG. 1 is a perspective view of a chair, showing my new design;
FIG. 2 is a front view thereof;
FIG. 3 is a rear view thereof;
FIG. 4 is a side view thereof;
FIG. 5 is a side view thereof, from a side opposite that of FIG. 4;
FIG. 6 is a top view thereof; and,
FIG. 7 is a bottom view thereof.

1 Claim, 7 Drawing Sheets





FIG. 1



FIG. 2




FIG. 3



FIG. 4



FIG. 5




FIG. 6

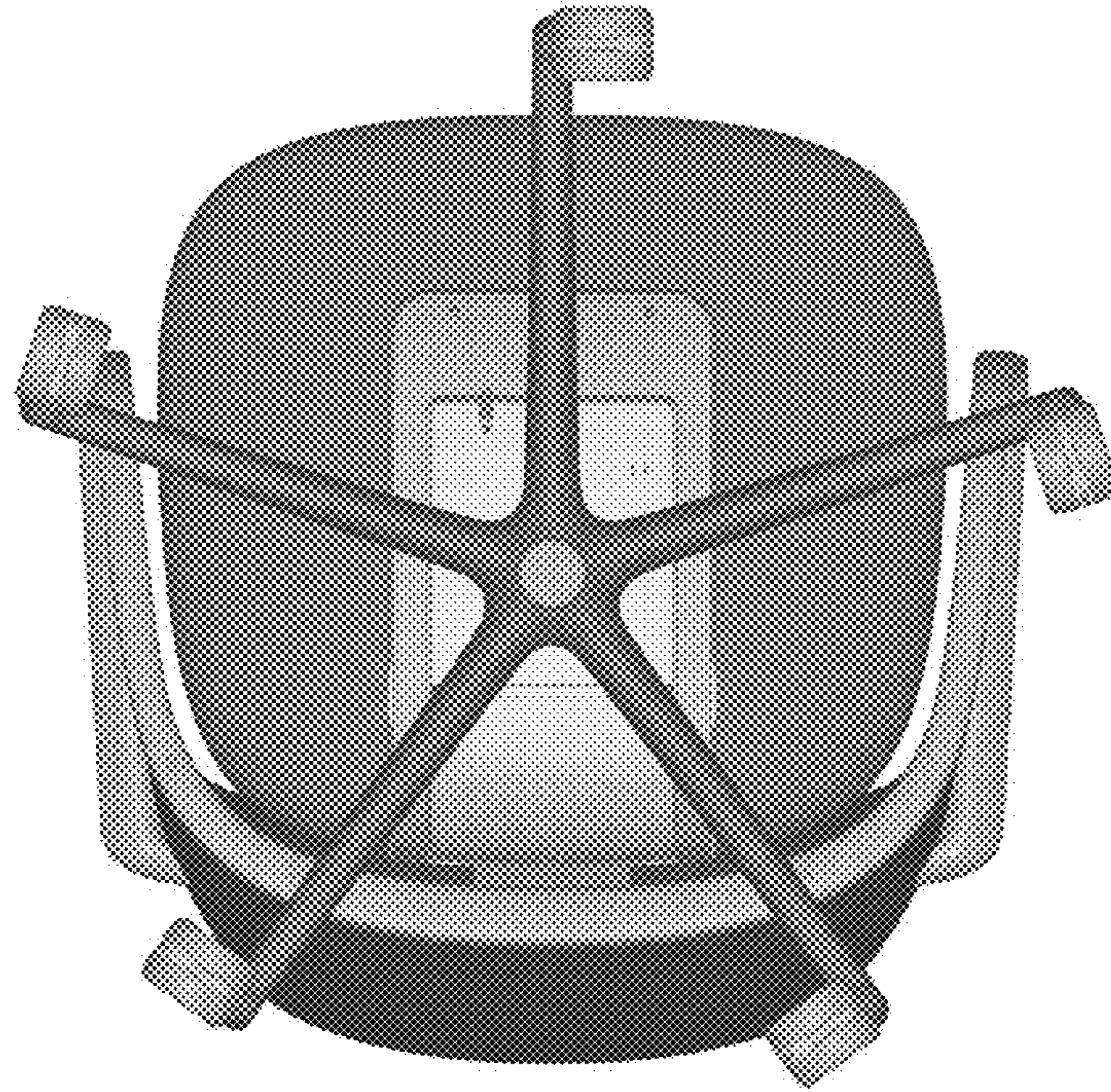


FIG. 7