



US00D883682S

(12) **United States Design Patent**
Sikora

(10) **Patent No.:** **US D883,682 S**

(45) **Date of Patent:** **** May 12, 2020**

- (54) **MODULAR WALL**
- (71) Applicant: **Ocee International Limited**,
Northampton (GB)
- (72) Inventor: **Nigel Sikora**, Harrogate (GB)
- (73) Assignee: **Ocee International Limited**,
Northampton (GB)
- (**) Term: **15 Years**

D317,469	S *	6/1991	Beaulieu	D20/10
6,098,743	A *	8/2000	McGrath	B32B 5/26
					181/150
6,575,314	B2 *	6/2003	Lung	A47F 5/05
					211/163
8,733,851	B2 *	5/2014	Lee	A47B 47/005
					312/108
9,140,004	B2 *	9/2015	Hansen	E04B 1/84
9,254,051	B2 *	2/2016	McPhillips	G09F 15/00
9,510,678	B2 *	12/2016	Aleisa	A47B 87/0292
10,267,035	B2 *	4/2019	Schreck	E04B 1/6116
2003/0000904	A1 *	1/2003	Lung	A47F 5/05
					211/163

(21) Appl. No.: **29/601,369**

(Continued)

(22) Filed: **Apr. 21, 2017**

(51) **LOC (12) Cl.** **06-06**

(52) **U.S. Cl.**
USPC **D6/332**

(58) **Field of Classification Search**
USPC D6/332, 713, 714
CPC E04B 2/74; E04B 2/7401; E04B 2/7405;
E04B 2/7407; E04B 2/7416; E04B
2/7433; E04B 2002/7464; E04B 2/76;
E04B 2/824; E04B 2/88; E04B 2/7425;
E04B 2/7427; E04B 2/7431; E04B
2/7409; E04B 2/7422; E04B 2002/7479;
E04B 1/84; G10K 11/168

See application file for complete search history.

(56) **References Cited**

U.S. PATENT DOCUMENTS

2,324,706	A *	7/1943	Jacobson	E04B 1/84
					181/285
3,207,258	A *	9/1965	Eustachio	E04B 1/8404
					181/224
3,721,050	A *	3/1973	Perina	E04B 9/24
					52/28
4,122,915	A *	10/1978	Taguchi	E04B 1/84
					181/210
4,192,562	A *	3/1980	Bishoff	A47B 87/02
					211/189
4,207,964	A *	6/1980	Taguchi	E04B 1/84
					181/210

OTHER PUBLICATIONS

Fabricks—By Four Design (on-line), dated Nov. 9, 2016. Retrieved from Internet Jun. 26, 2019, URL: <https://web.archive.org/web/20161109085918/http://fourdesign.dk/products/fabricks> (1 page) (Year: 2016).*

Primary Examiner — Kevin K Rudzinski
Assistant Examiner — Kimberly Barnes
(74) *Attorney, Agent, or Firm* — Stetina Brunda Garred & Brucker

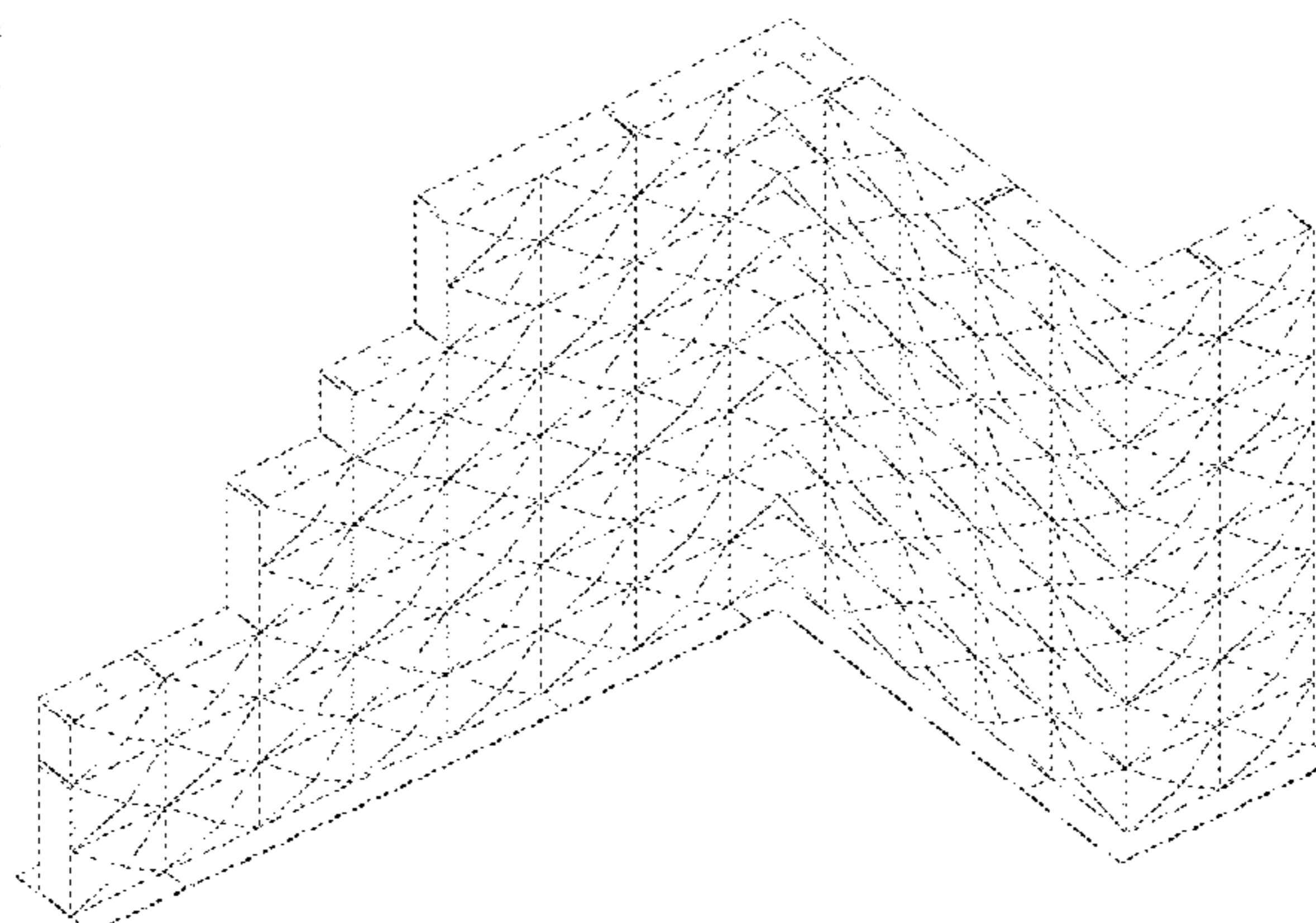
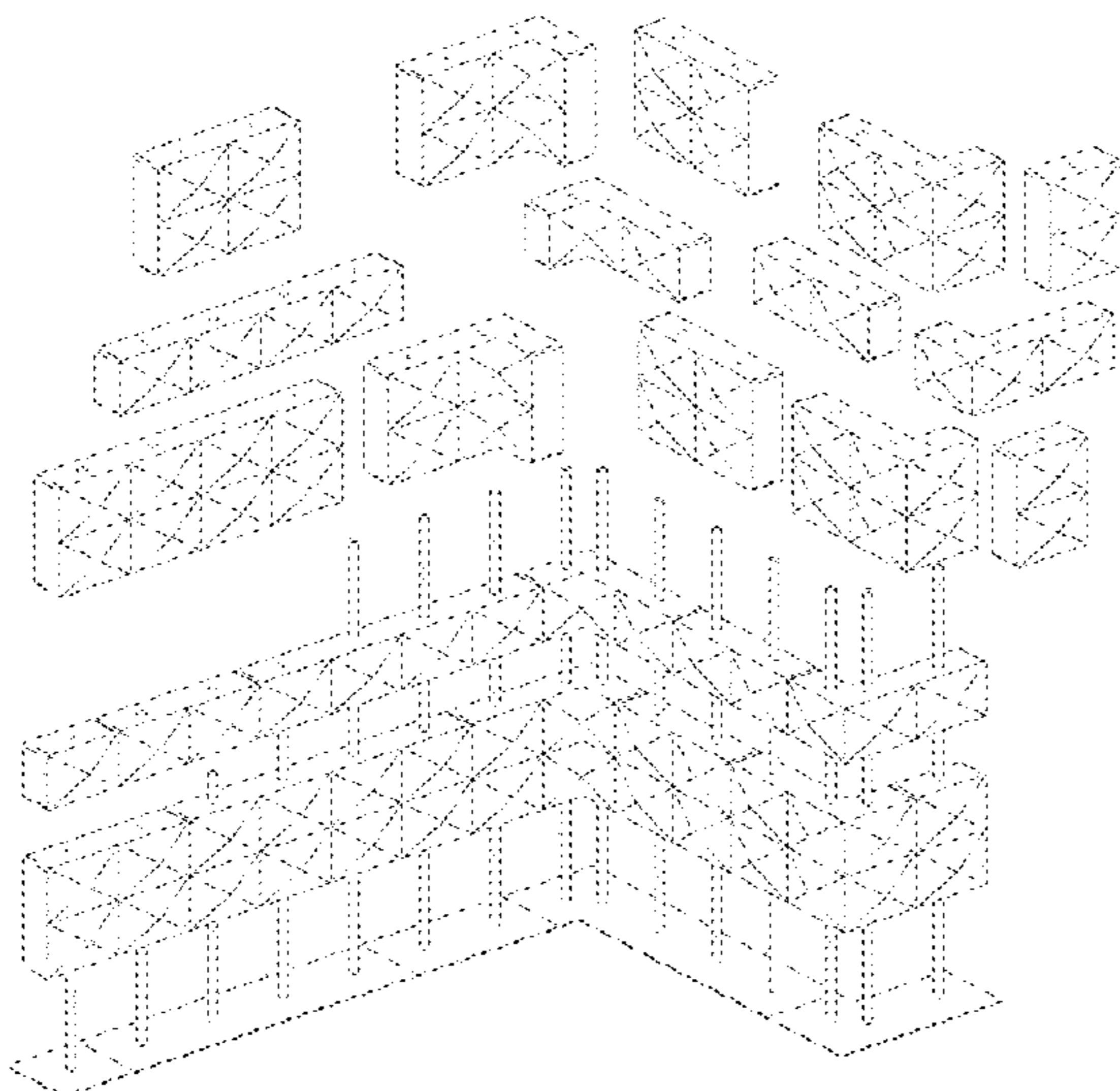
(57) **CLAIM**

The ornamental design for a modular wall, as shown and described.

DESCRIPTION

FIG. 1 is an exploded perspective view of a modular wall showing the present invention;
FIG. 2 is a front view thereof;
FIG. 3 is a perspective view thereof;
FIG. 4 is a side view thereof; and,
FIG. 5 is a top view thereof.
The broken lines in the drawings depict portions of the modular wall that form no part of the claimed design.

1 Claim, 5 Drawing Sheets



(56)

References Cited

U.S. PATENT DOCUMENTS

2007/0181515 A1* 8/2007 Levi A47F 5/04
211/85.3
2018/0300433 A1* 10/2018 Maxam G06T 19/00
2019/0108826 A1* 4/2019 Henderson G10K 11/168
2019/0186126 A1* 6/2019 Ohtsu E01F 8/00

* cited by examiner




FIGURE 1

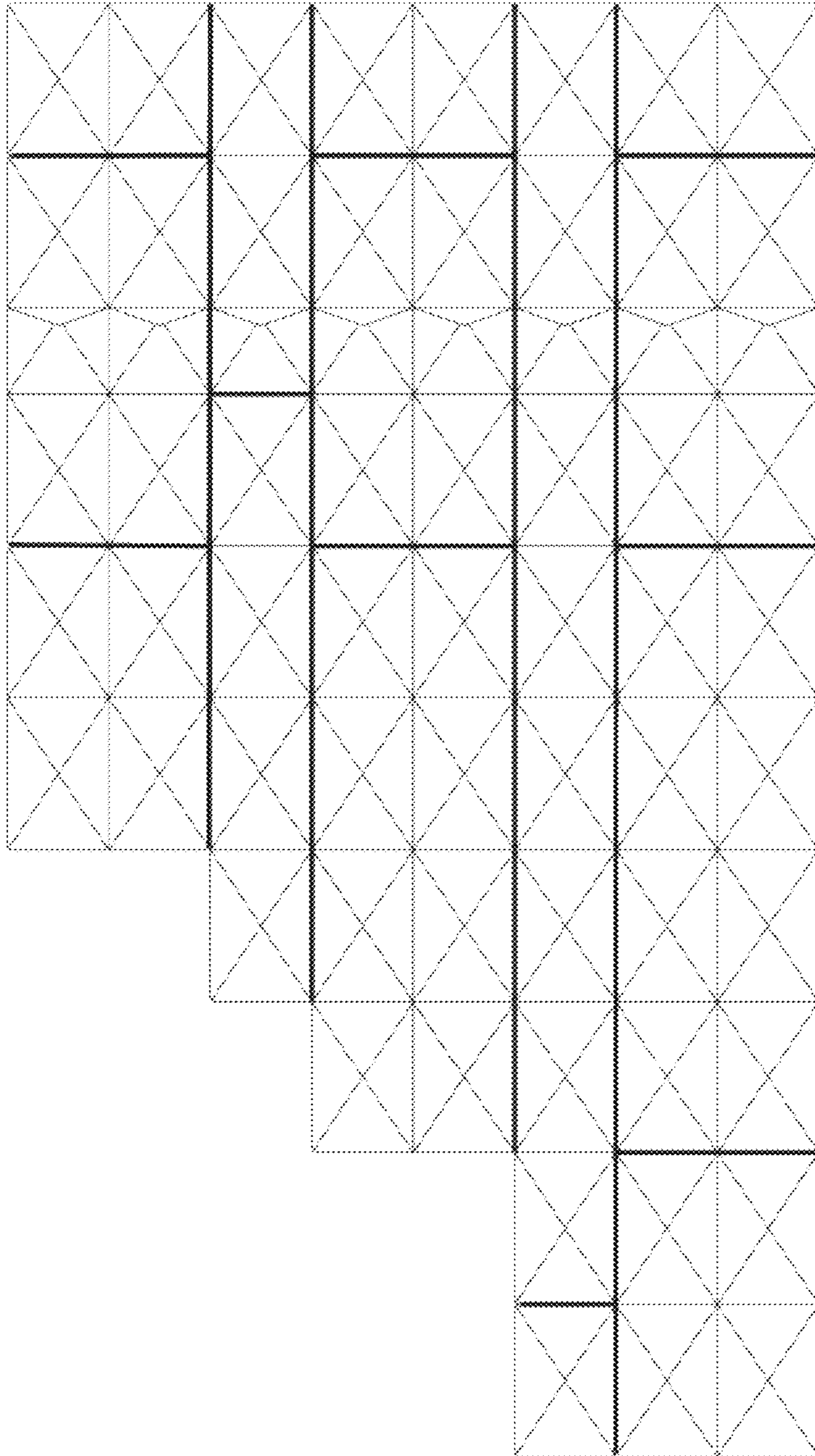


FIGURE 2

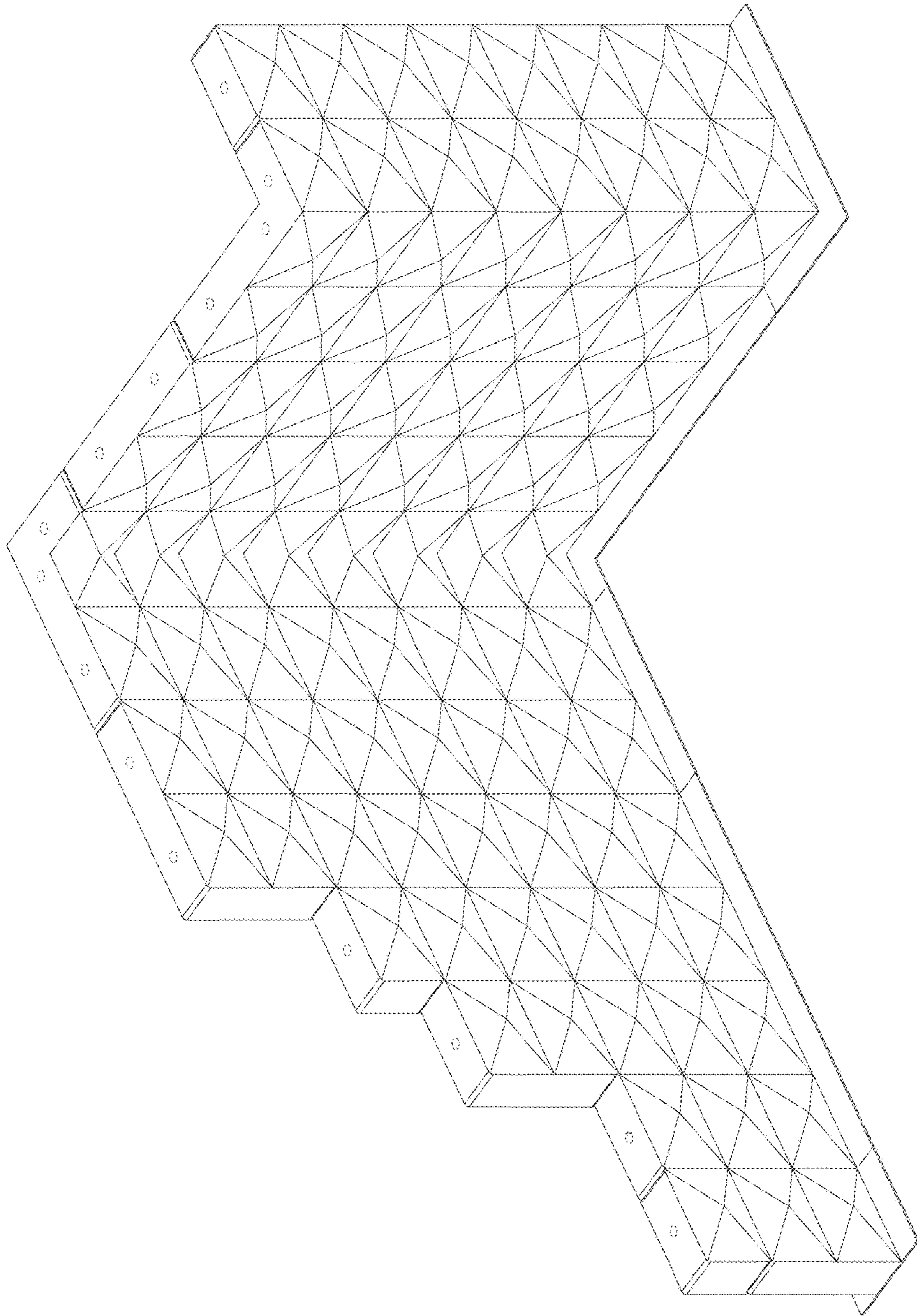


FIGURE 3




FIGURE 4

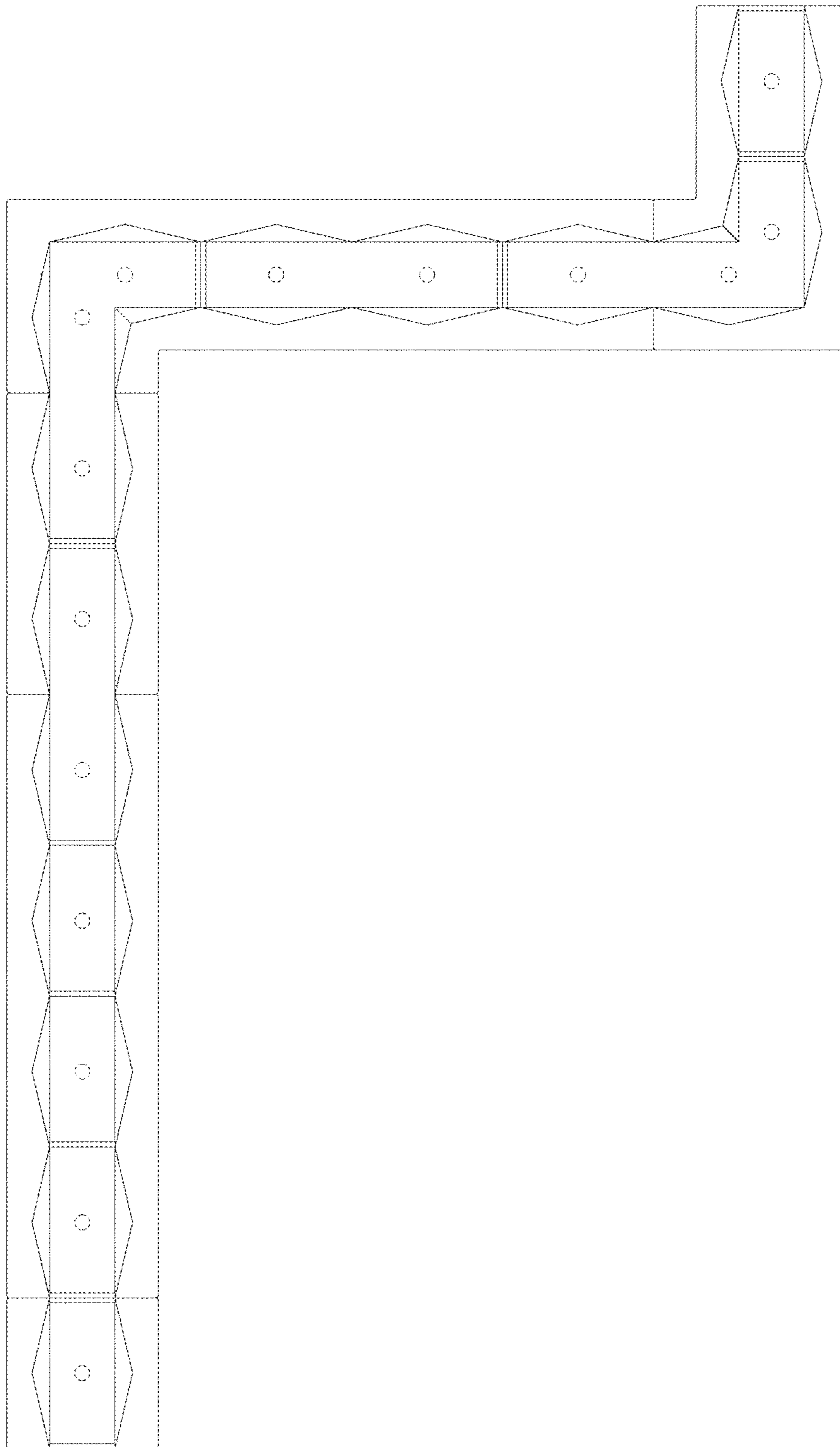


FIGURE 5